



GSMJIF - COMM MEETING PAY SUMMARY REPORT

October 2019 Report

October

WC		TPA	
TWP			
Par Troy Hills	D&H	\$	119,665
Bloomfield	D&H	\$	82,416
Morristown	D&H	\$	27,648
Roxbury	D&H	\$	5,743
North Bergen	CRC	\$	17,829
Linden	Inservco	\$	92,803
All Other	QL	\$	1,154,715
Total WC		\$	1,500,819

Grand Total October

Post 2012 CLAIMS	5,168,596
Prior 2012 CLAIMS	62,240

TOTAL PAID **5,230,836**

PAL		ALL TWP	
AL	NIP/QL	\$	1,475,953
APD	NIP/QL	\$	120,921
EPL	NIP/QL	\$	602,729
GL	NIP/QL	\$	320,467
POL	NIP/QL	\$	35,147
PROP	NIP/QL	\$	1,112,559
Total PAL		\$	3,667,776

WC	\$	1,500,819
PAL	\$	3,667,776
Grand Total post 2012	\$	5,168,596

PMA PRIOR 2012

WC	PMA	\$	50,070
PAL	PMA	\$	12,170
APD PROP	PMA	\$	-
Total Prior 2012		\$	62,240

GSMJIF Commissioner Claim Overview

October Data Tables

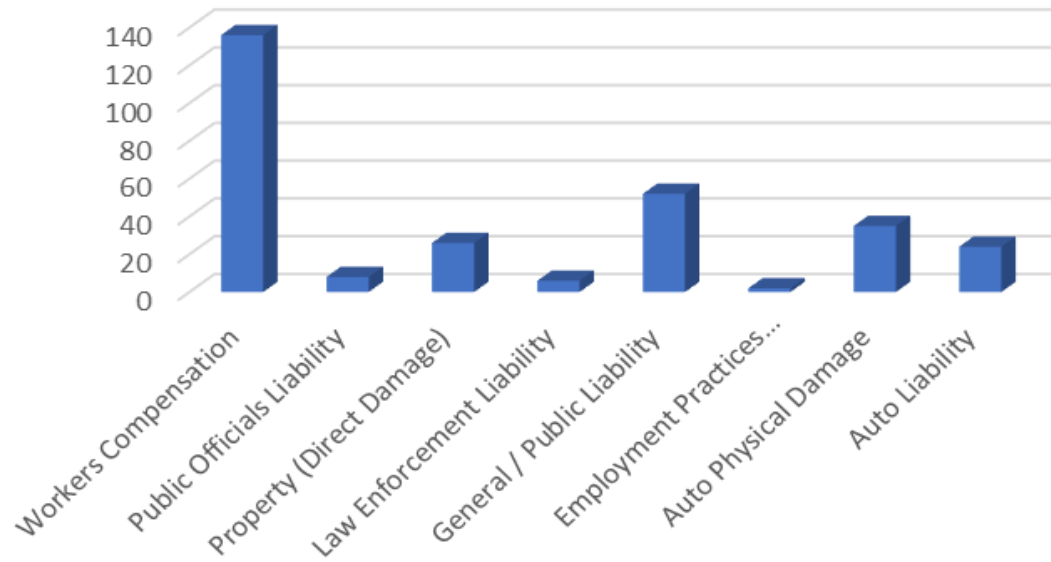
Line of Coverage	New Claim Count	New Claim Incurred Amount	Hist. New Claim Count 2019	Hist. New incurred Amount	Monthly Closed Claim Count	Monthly Closed Incurred Amount	Hist. Closed 2019	Hist. Closed YTD Incurred Amount	ALL Pending (Open) Claims
Workers Compensation	136	\$ 477,712	1228	\$ 12,252,962	149	\$ 1,286,211	1229	\$ 13,018,249	1157
Public Officials Liability	8	\$ 36,000	47	\$ 412,750	7	\$ -	50	\$ 144,799	28
Property (Direct Damage)	26	\$ 117,526	159	\$ 2,729,809	18	\$ 155,870	142	\$ 1,573,020	64
Law Enforcement Liability	6	\$ 183,000	49	\$ 1,107,659	4	\$ 11	49	\$ 634,530	59
General / Public Liability	52	\$ 66,910	544	\$ 692,415	67	\$ 251,257	613	\$ 2,290,648	168
Employment Practices Liability	2	\$ 153,500	31	\$ 1,388,469	4	\$ 355,609	29	\$ 2,797,332	43
Auto Physical Damage	35	\$ 63,629	431	\$ 1,286,894	35	\$ 49,862	452	\$ 787,751	82
Auto Liability	24	\$ 59,117	209	\$ 268,533	17	\$ 10,794	240	\$ 145,330	64
Total:	289	\$ 1,157,394	2698	\$ 20,139,489	301	\$ 2,109,614	2804	\$ 21,391,659	1665

GSMJIF Monthly Subrogation Gross Recovery 2019						Total
Month	WC	APD/Prop	LIAB	15% Fee Collected		
January	\$ 385,739	\$ 29,294	\$ -	\$ 4,394	\$	415,033
February	\$ 30,717	\$ 44,959	\$ -	\$ 6,744	\$	75,676
March	\$ 267	\$ 4,093	\$ -	\$ 610	\$	4,360
April	\$ 45,759	\$ 82,378	\$ -	\$ 11,513	\$	128,137
May	\$ 2,000	\$ 85,935	\$ -	\$ 11,496	\$	87,935
June	\$ 4,009	\$ 40,045	\$ -	\$ 4,776	\$	44,054
July	\$ 62,266	\$ 157,696	\$ -	\$ 23,640	\$	219,962
August	\$ -	\$ 30,036	\$ -	\$ 4,505	\$	30,036
September	\$ 162,444	\$ 32,465	\$ -	\$ 4,505	\$	194,909
October	\$ 22,065.41	\$ 89,554.12	\$ -	\$ 6,082	\$	111,620
November					\$	-
December					\$	-
Year to Date:	\$ 715,267	\$ 596,454	\$ -	\$ 78,267	\$	1,311,721

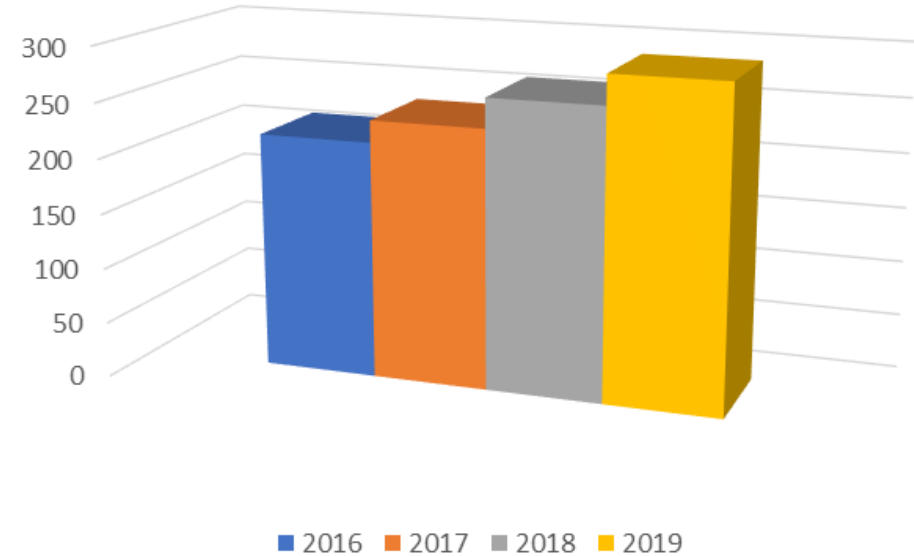
GSMJIF Commissioner Claim Overview

October 2019 – New Claim Frequency

New Claim Count October 2019

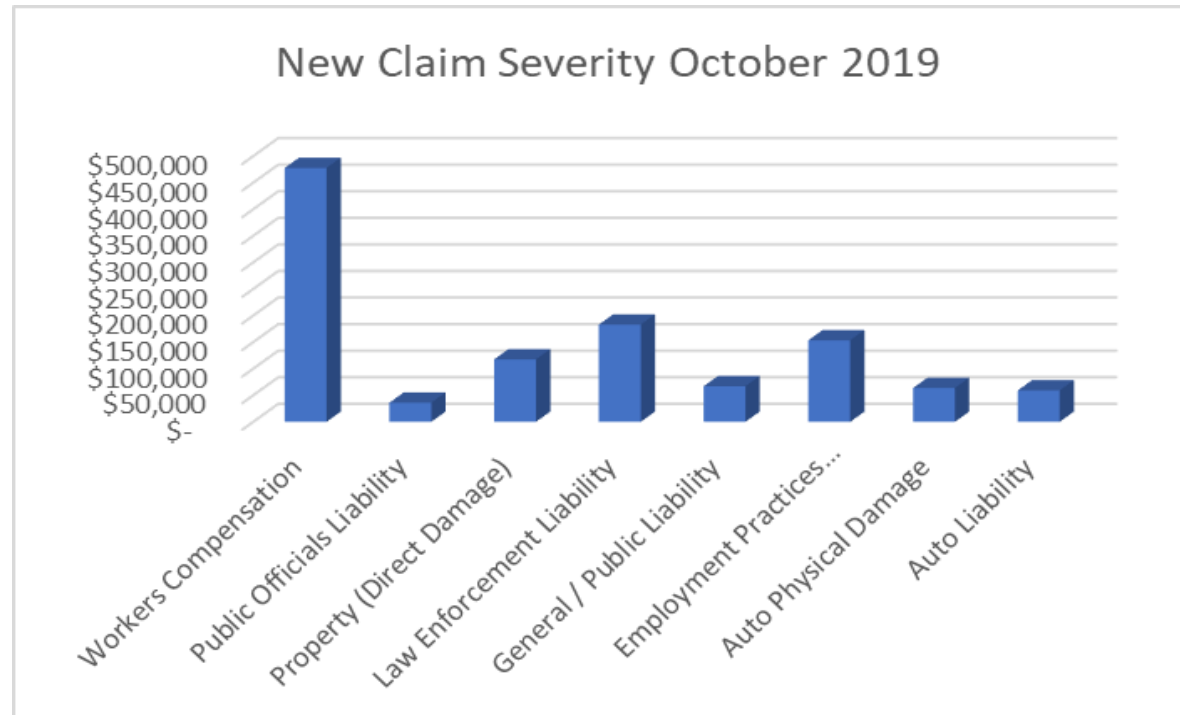


October New Claims by Year



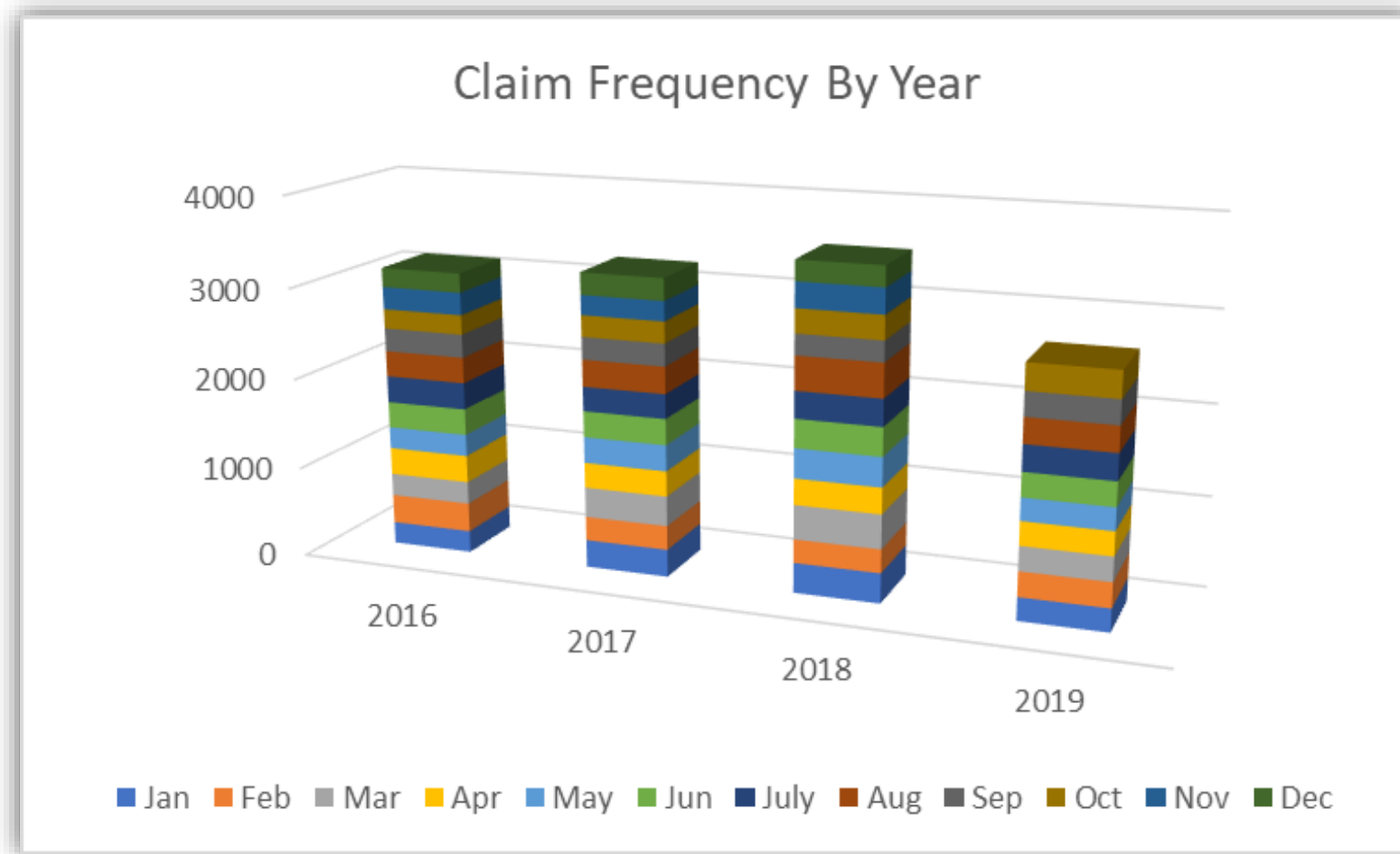
GSMJIF Commissioner Claim Overview

October 2019 – New Claim Severity



GSMJIF Commissioner Claim Overview

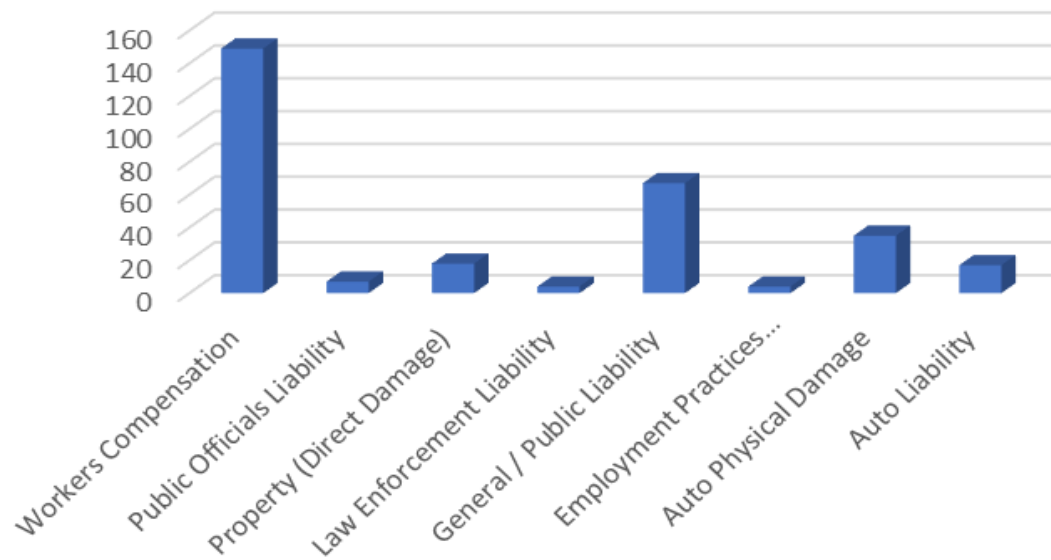
Historical Frequency



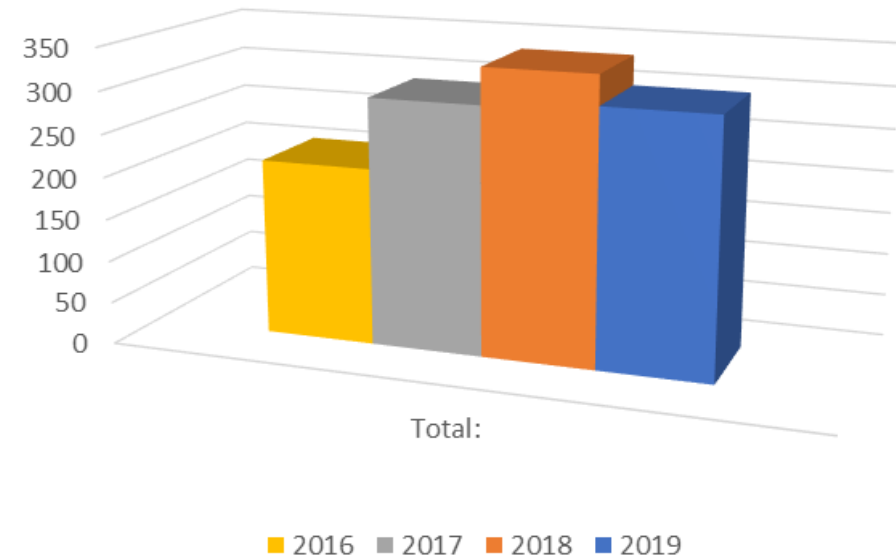
GSMJIF Commissioner Claim Overview

October 2019 – Closed Claim Frequency

Closed Claim Count October 2019



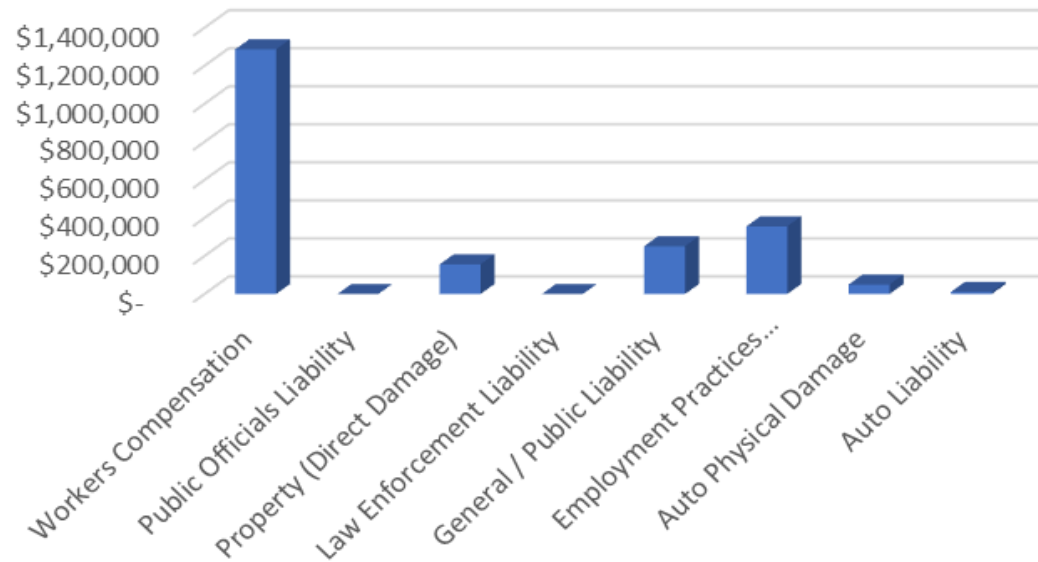
October Closed Claims by Year



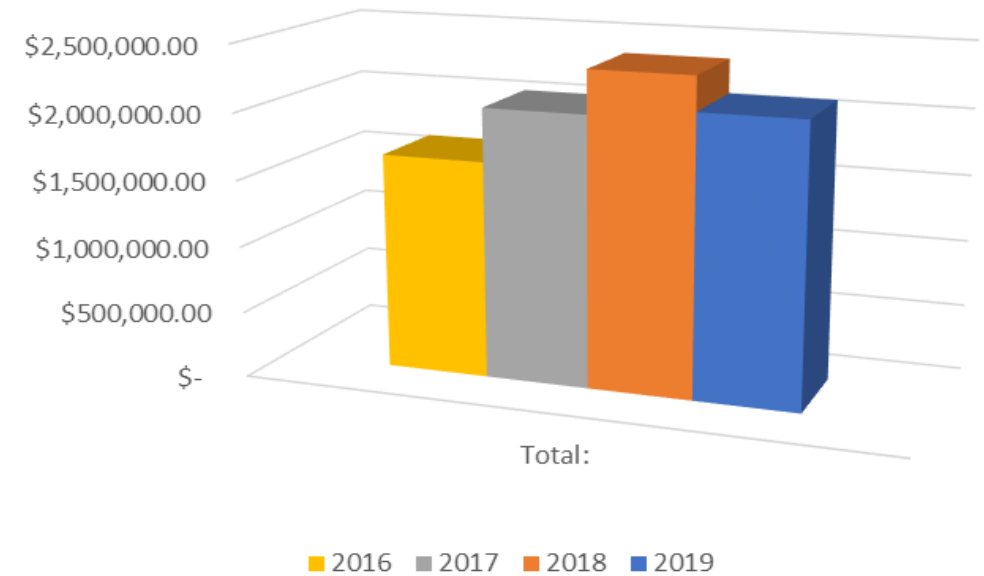
GSMJIF Commissioner Claim Overview

October 2019 – Closed Claim Severity

Severity of Closed Claims October 2019

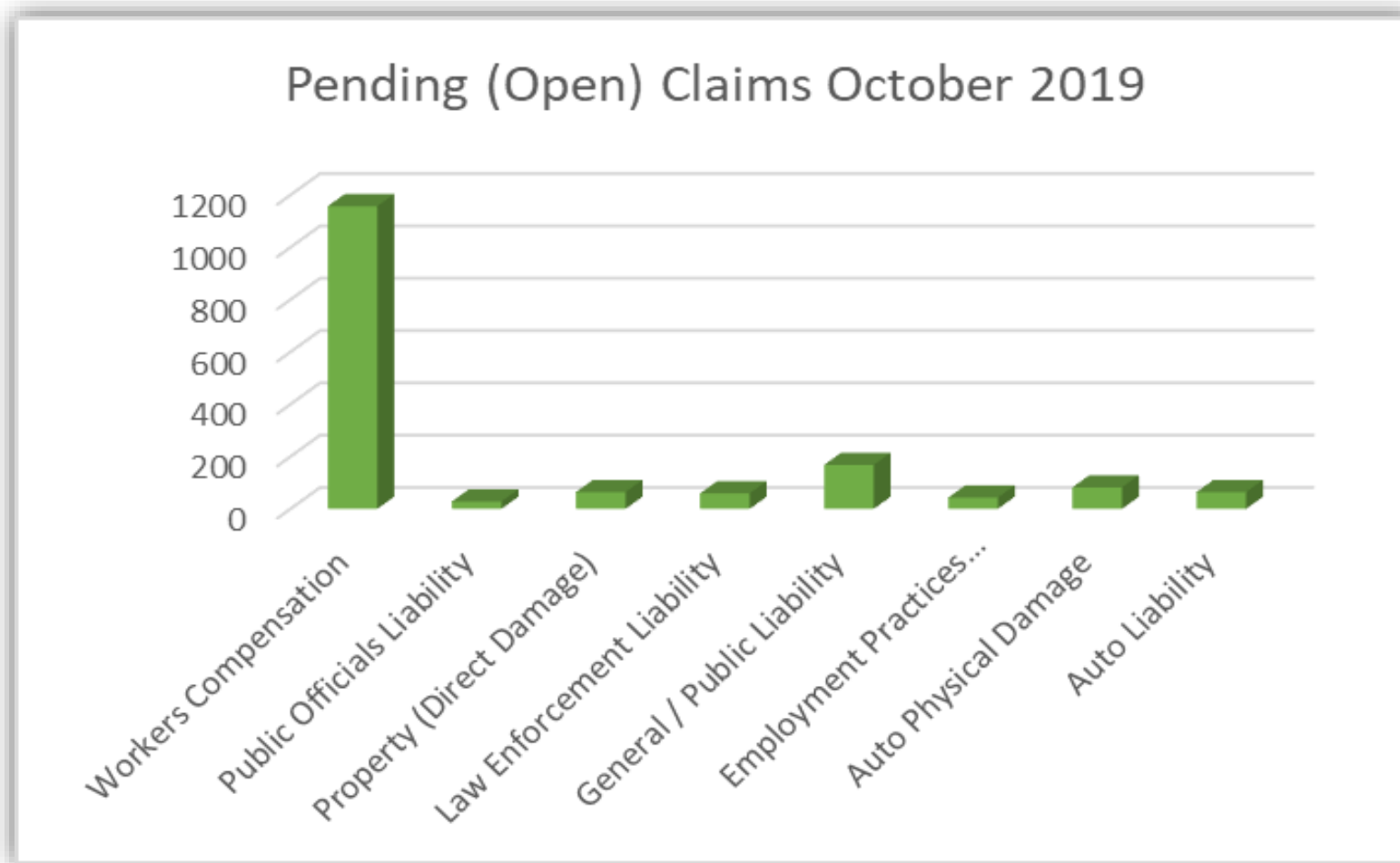


October Closed Incurred Amounts by Year



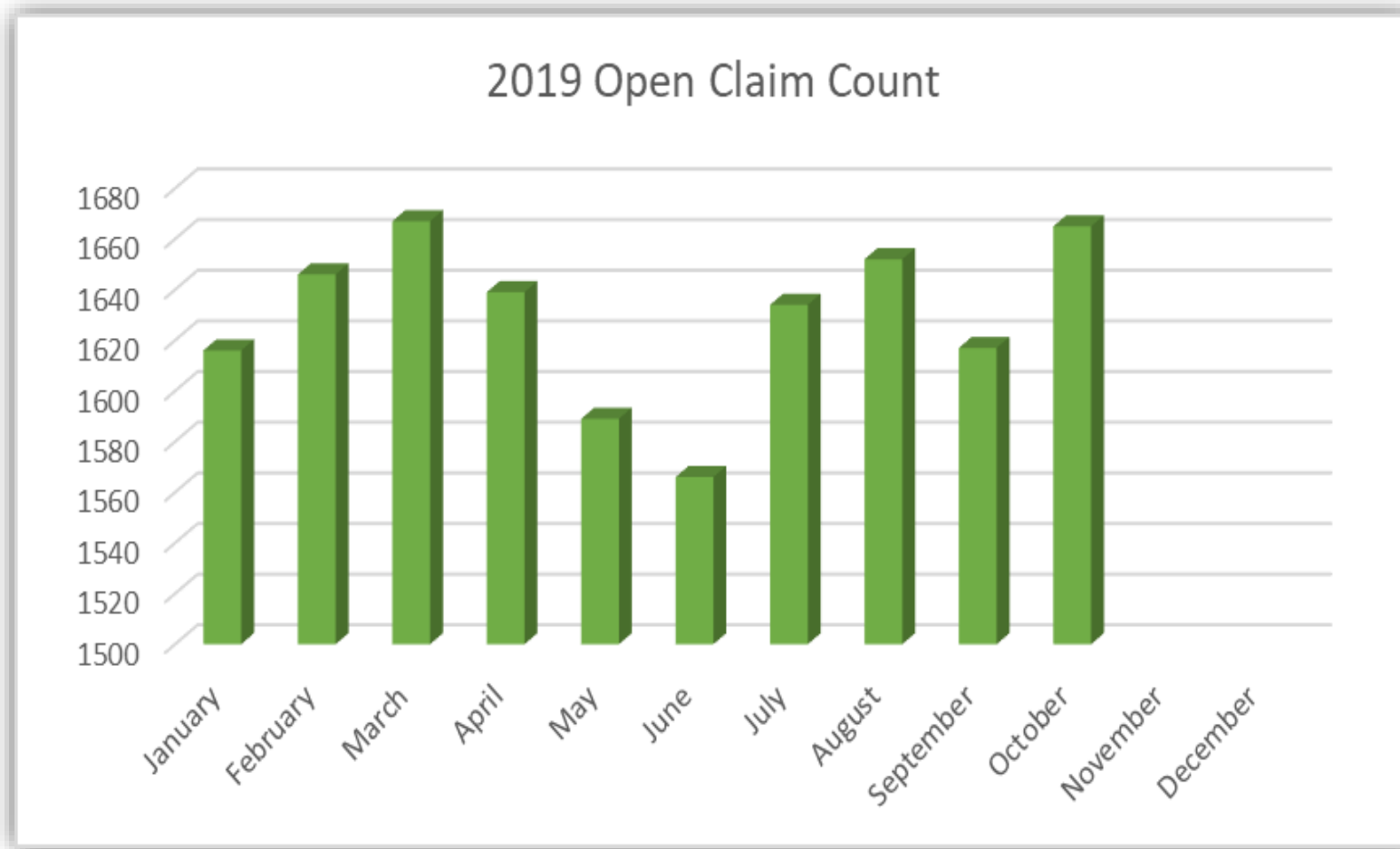
GSMJIF Commissioner Claim Overview

October 2019 – Pending (Open) Claims



GSMJIF Commissioner Claim Overview

2019 Historical Pending (Open) Claims



GSMJIF Commissioner Claim Overview

2019 – Subrogation Gross Recovery

