



**GSMJIF - COMM MEETING PAY SUMMARY
REPORT
September 2019 Report**

September

WC	TPA		
TWP			
Par Troy Hills	D&H	\$	51,804
Bloomfield	D&H	\$	18,428
Morristown	D&H	\$	24,354
Roxbury	D&H	\$	3,218
North Bergen	CRC	\$	24,708
Linden	Inservco	\$	85,944
All Other	QL	\$	602,495
Total WC		\$	810,951

Grand Total September	
Post 2012 CLAIMS	1,715,058
Prior 2012 CLAIMS	83,630
TOTAL PAID	1,798,688

PAL			
ALL TWP			
AL	NIP/QL	\$	59,641
APD	NIP/QL	\$	54,400
EPL	NIP/QL	\$	38,867
GL	NIP/QL	\$	242,503
POL	NIP/QL	\$	25,266
PROP	NIP/QL	\$	483,431
Total PAL		\$	904,108

WC	\$	810,951
PAL	\$	904,108
Grand Total post 2012	\$	1,715,058

PMA PRIOR 2012			
WC	PMA	\$	80,109
PAL	PMA	\$	3,521
APD PROP	PMA	\$	-
Total Prior 2012		\$	83,630

GSMJIF Commissioner Claim Overview

September Data Tables

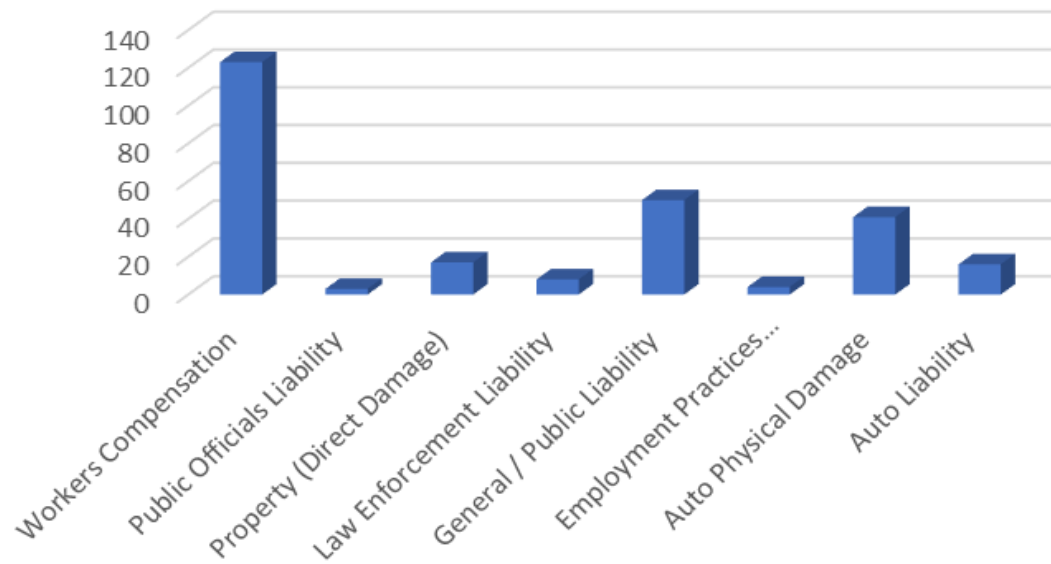
Line of Coverage	New Claim Count	New Claim Incurred Amount	Hist. New Claim Count 2019	Hist. New incurred Amount	Monthly Closed Claim Count	Monthly Closed Incurred Amount	Hist. Closed 2019	Hist. Closed YTD Incurred Amount	ALL Pending (Open) Claims
Workers Compensation	112	\$ 383,495	449	\$ 4,027,467	125	\$ 1,419,122	458	\$ 4,498,897	1118
Public Officials Liability	3	\$ 3,500	15	\$ 111,000	5	\$ 8,069	18	\$ 89,818	27
Property (Direct Damage)	17	\$ 72,997	57	\$ 1,437,441	10	\$ 177,532	44	\$ 416,861	60
Law Enforcement Liability	2	\$ 11,000	14	\$ 181,511	5	\$ 57,383	14	\$ 68,784	59
General / Public Liability	50	\$ 138,400	203	\$ 241,252	81	\$ 95,019	229	\$ 489,866	184
Employment Practices Liability	4	\$ 112,000	17	\$ 608,914	4	\$ 786,731	7	\$ 842,600	51
Auto Physical Damage	45	\$ 63,204	203	\$ 360,945	67	\$ 46,685	242	\$ 360,707	64
Auto Liability	27	\$ 17,081	99	\$ 152,865	26	\$ 8,400	111	\$ 55,917	76
Total:	260	\$ 801,677	1057	\$ 7,121,395	323	\$ 2,598,941	1123	\$ 6,823,450	1639

GSMJIF Monthly Subrogation Gross Recovery 2019						
Month	WC	APD/Prop	LIAB	15% Fee Collected	Total	
January	\$ 385,739	\$ 29,294	\$ -	\$ 4,394	\$ 415,033	
February	\$ 30,717	\$ 44,959	\$ -	\$ 6,744	\$ 75,676	
March	\$ 267	\$ 4,093	\$ -	\$ 610	\$ 4,360	
April	\$ 45,759	\$ 82,378	\$ -	\$ 11,513	\$ 128,137	
May	\$ 2,000	\$ 85,935	\$ -	\$ 11,496	\$ 87,935	
June	\$ 4,009	\$ 40,045	\$ -	\$ 4,776	\$ 44,054	
July	\$ 62,266	\$ 157,696	\$ -	\$ 23,640	\$ 219,962	
August	\$ -	\$ 30,036	\$ -	\$ 4,505	\$ 30,036	
September	\$ 162,444	\$ 32,465	\$ -	\$ 4,505	\$ 194,909	
October					\$ -	
November					\$ -	
December					\$ -	
Year to Date:	\$ 693,202	\$ 506,900	\$ -	\$ 72,184	\$ 1,200,101	

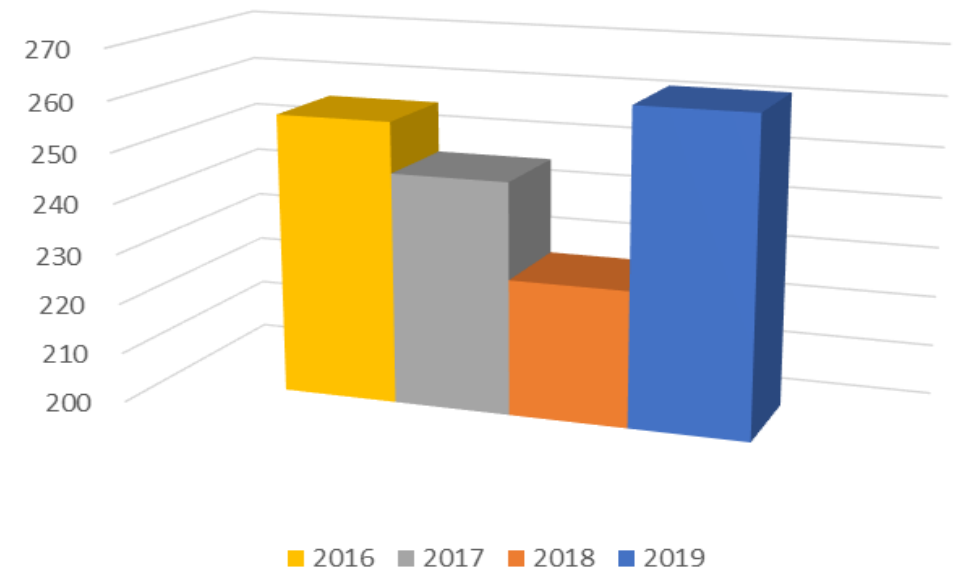
GSMJIF Commissioner Claim Overview

September 2019 – New Claim Frequency

New Claim Count September 2019

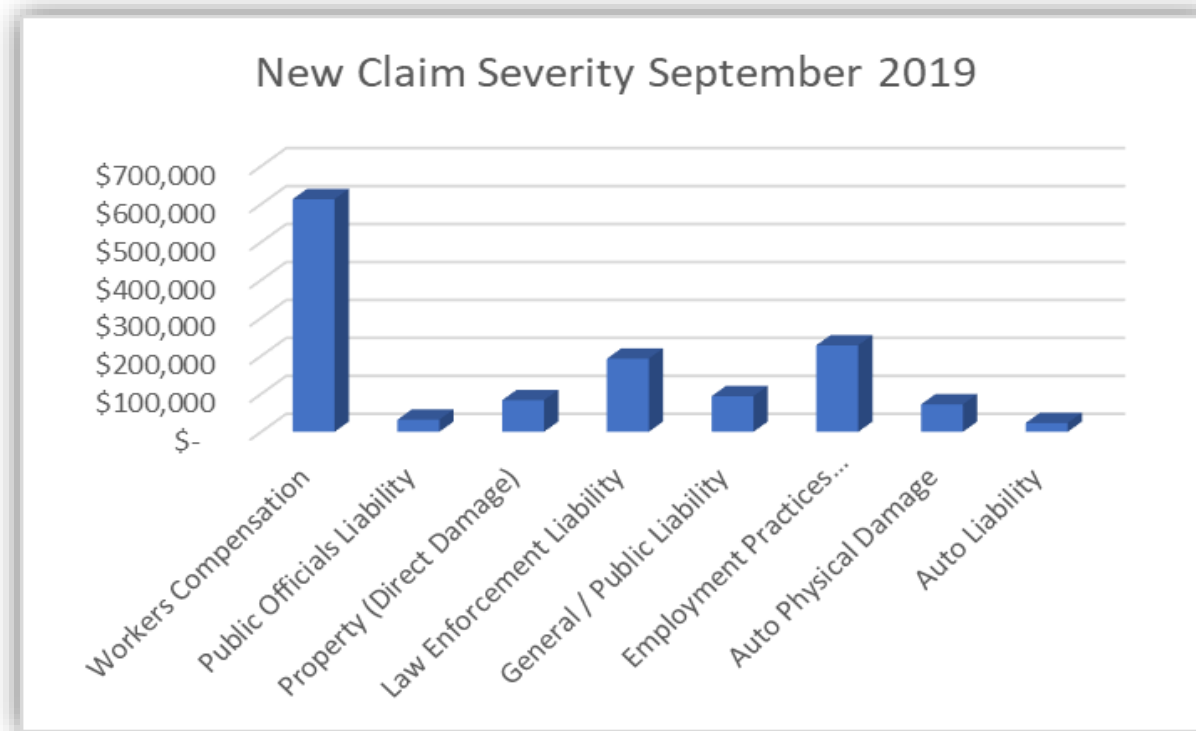


September New Claims By Year



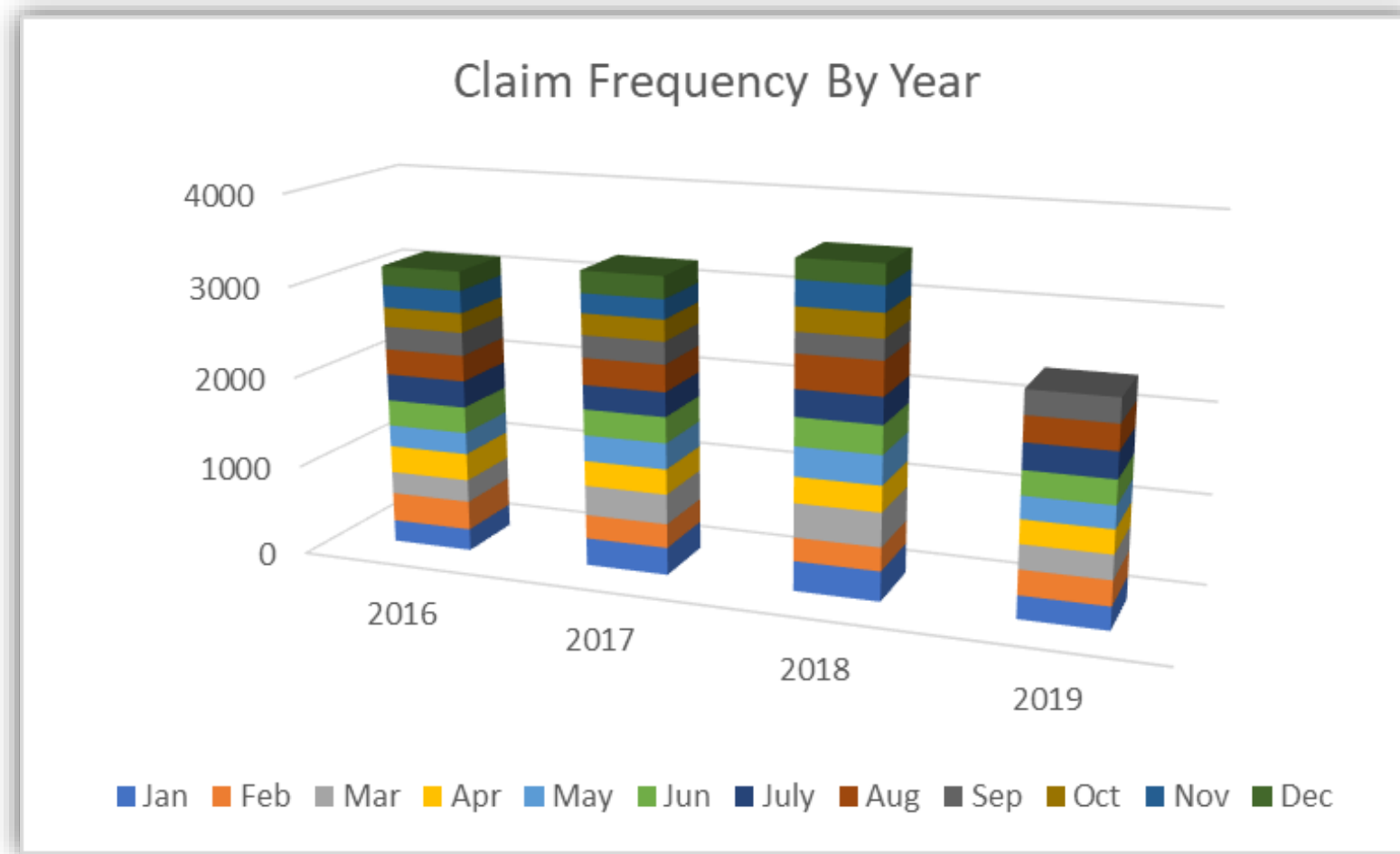
GSMJIF Commissioner Claim Overview

September 2019 – New Claim Severity



GSMJIF Commissioner Claim Overview

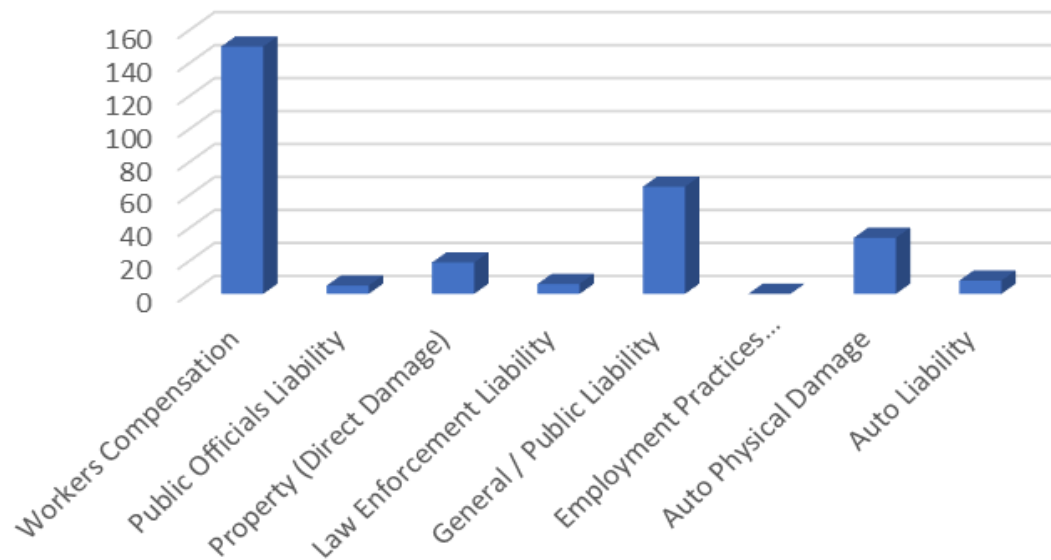
Historical Frequency



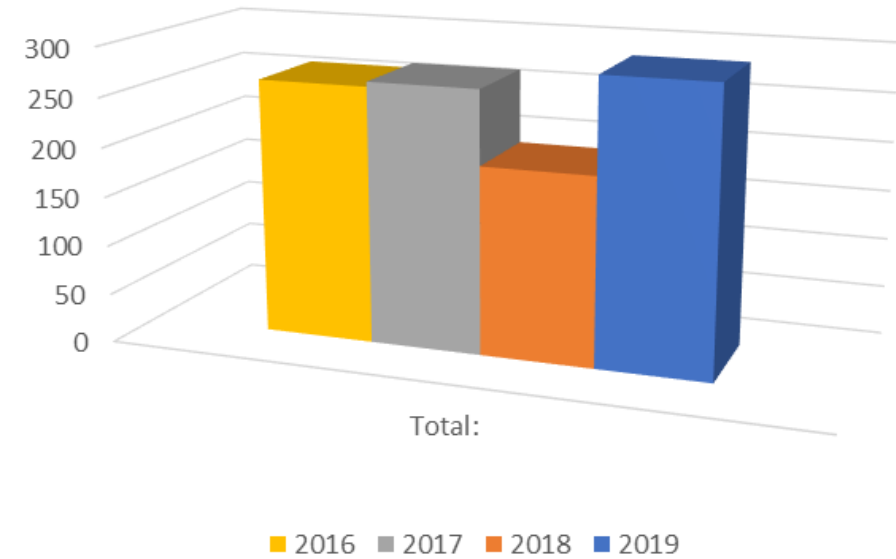
GSMJIF Commissioner Claim Overview

September 2019 – Closed Claim Frequency

Closed Claim Count September 2019



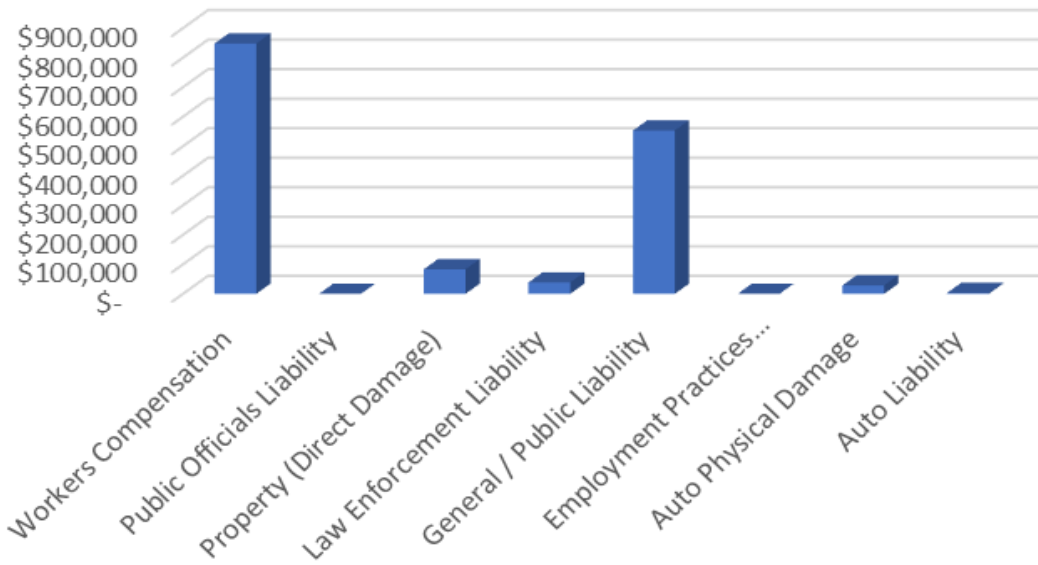
September Closed Claims by Year



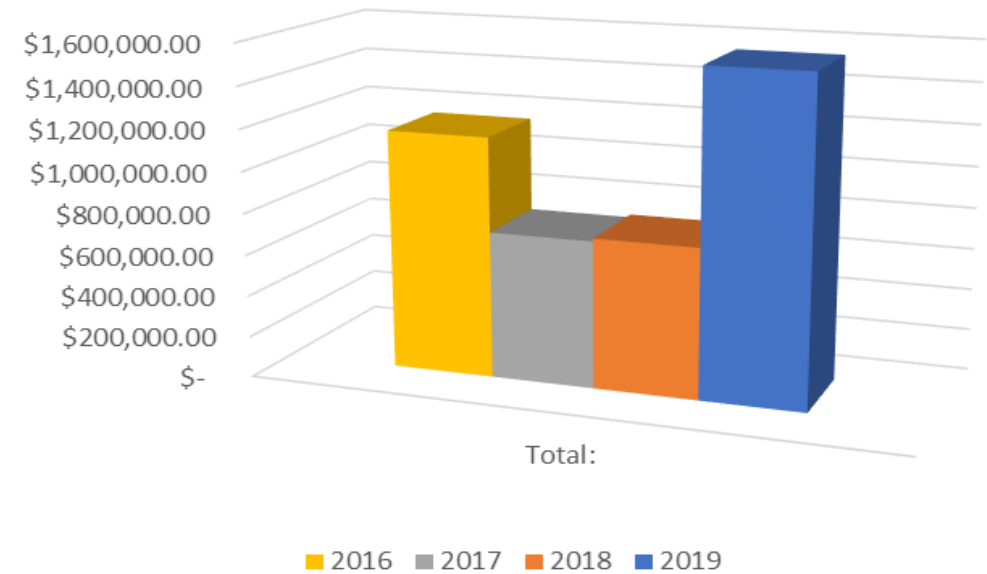
GSMJIF Commissioner Claim Overview

September 2019 – Closed Claim Severity

Severity of Closed Claims September 2019

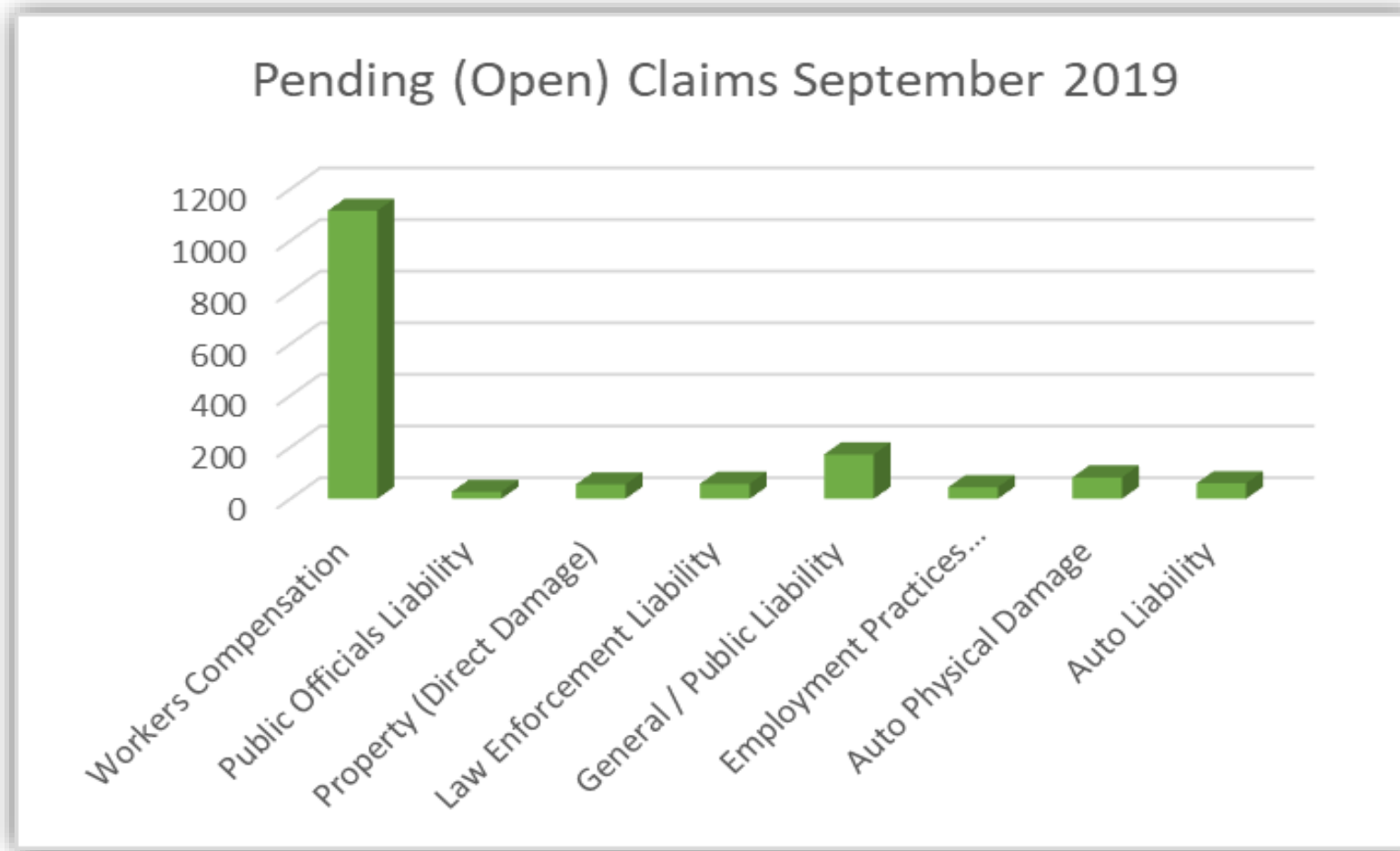


September Closed Incurred Amounts by Year



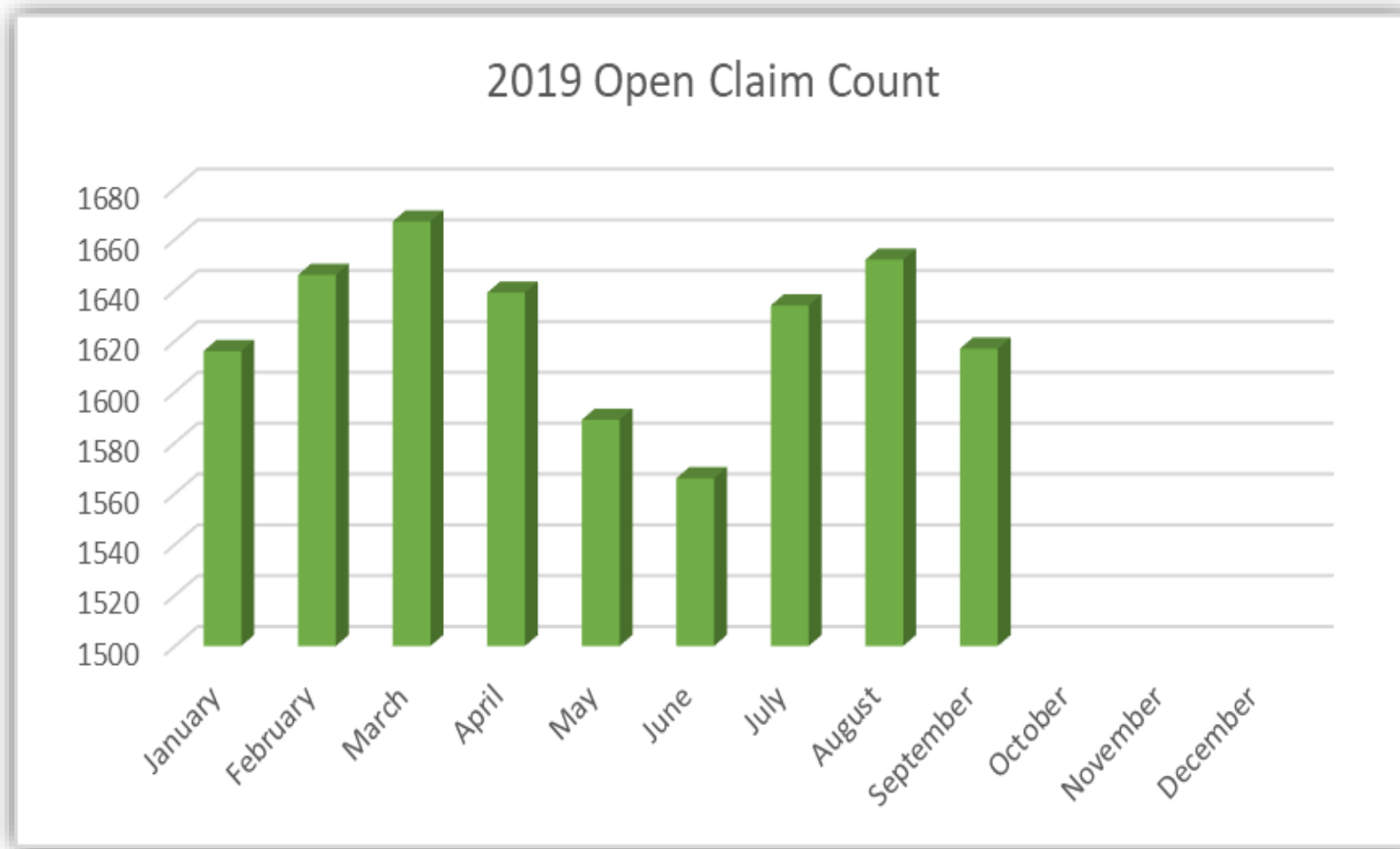
GSMJIF Commissioner Claim Overview

September 2019 – Pending (Open) Claims



GSMJIF Commissioner Claim Overview

2019 Historical Pending (Open) Claims



GSMJIF Commissioner Claim Overview

2019 – Subrogation Gross Recovery

