



**GSMJIF - COMM MEETING PAY SUMMARY  
REPORT**

**August 2019 Report**

**August**

<b>WC</b>	<b>TPA</b>		
<b>TWP</b>			
Par Troy Hills	D&H	\$	210,228
Bloomfield	D&H	\$	29,029
Morristown	D&H	\$	13,094
Roxbury	D&H	\$	469
North Bergen	CRC	\$	3,807
Linden	Inservco	\$	79,404
All Other	QL	\$	765,792
<b>Total WC</b>		<b>\$</b>	<b>1,101,823</b>

<b>Grand Total August</b>	
Post 2012 CLAIMS	1,987,427
Prior 2012 CLAIMS	248,841

**TOTAL PAID 2,236,268**

<b>PAL</b>			
<b>ALL TWP</b>			
AL	NIP/QL	\$	35,509
APD	NIP/QL	\$	68,946
EPL	NIP/QL	\$	91,996
GL	NIP/QL	\$	185,884
POL	NIP/QL	\$	46,869
PROP	NIP/QL	\$	456,399
<b>Total PAL</b>		<b>\$</b>	<b>885,604</b>

WC	\$	1,101,823
PAL	\$	885,604
<b>Grand Total post 2012</b>	<b>\$</b>	<b>1,987,427</b>

<b>PMA PRIOR 2012</b>			
WC	PMA	\$	246,574
PAL	PMA	\$	2,267
APD PROP	PMA	\$	-
<b>Total Prior 2012</b>		<b>\$</b>	<b>248,841</b>

# GSMJIF Commissioner Claim Overview

## August Data Tables

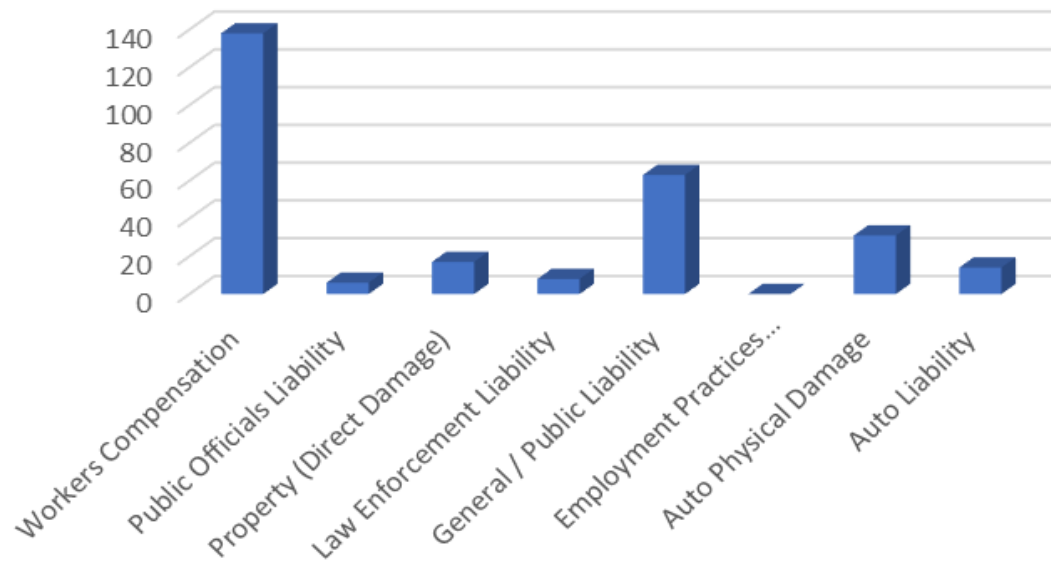
Line of Coverage	New Claim Count	New Claim Incurred Amount	Hist. New Claim Count 2019	Hist. New incurred Amount	Monthly Closed Claim Count	Monthly Closed Incurred Amount	Hist. Closed 2019	Hist. Closed YTD Incurred Amount	ALL Pending (Open) Claims
Workers Compensation	138	\$ 809,805	958	\$ 8,825,790	118	\$ 1,260,357	948	\$ 11,489,185	1164
Public Officials Liability	6	\$ 4,000	36	\$ 365,577	4	\$ 14,102	38	\$ 142,573	29
Property (Direct Damage)	17	\$ 152,506	116	\$ 1,224,603	13	\$ 92,117	107	\$ 891,513	56
Law Enforcement Liability	8	\$ 18,500	36	\$ 487,450	6	\$ 99,801	39	\$ 588,346	56
General / Public Liability	63	\$ 71,800	441	\$ 378,697	77	\$ 277,316	486	\$ 1,462,700	182
Employment Practices Liability	0	\$ -	25	\$ 1,005,084	3	\$ -	25	\$ 2,373,939	41
Auto Physical Damage	31	\$ 109,443	355	\$ 710,809	35	\$ 76,733	385	\$ 803,599	73
Auto Liability	14	\$ 21,252	164	\$ 163,710	13	\$ 3,218	208	\$ 128,819	51
<b>Total:</b>	<b>277</b>	<b>\$ 1,187,307</b>	<b>2131</b>	<b>\$ 13,161,721</b>	<b>269</b>	<b>\$ 1,823,645</b>	<b>2236</b>	<b>\$ 17,880,675</b>	<b>1652</b>

GSMJIF Monthly Subrogation Gross Recovery 2019						
Month	WC	APD/Prop	LIAB	15% Fee Collected	Total	
January	\$ 385,739	\$ 29,294	\$ -	\$ 4,394	\$ 415,033	
February	\$ 30,717	\$ 44,959	\$ -	\$ 6,744	\$ 75,676	
March	\$ 267	\$ 4,093	\$ -	\$ 610	\$ 4,360	
April	\$ 45,759	\$ 82,378	\$ -	\$ 11,513	\$ 128,137	
May	\$ 2,000	\$ 76,641	\$ -	\$ 11,496	\$ 78,641	
June	\$ 4,009	\$ 40,045	\$ -	\$ 4,776	\$ 44,054	
July	\$ 62,266	\$ 157,696	\$ -	\$ 23,640	\$ 219,962	
August	\$ -	\$ 30,036	\$ -	\$ 4,505	\$ 30,036	
September					\$ -	
October					\$ -	
November					\$ -	
December					\$ -	
Year to Date:	\$ 530,757	\$ 465,142	\$ -	\$ 67,679	\$ 995,899	

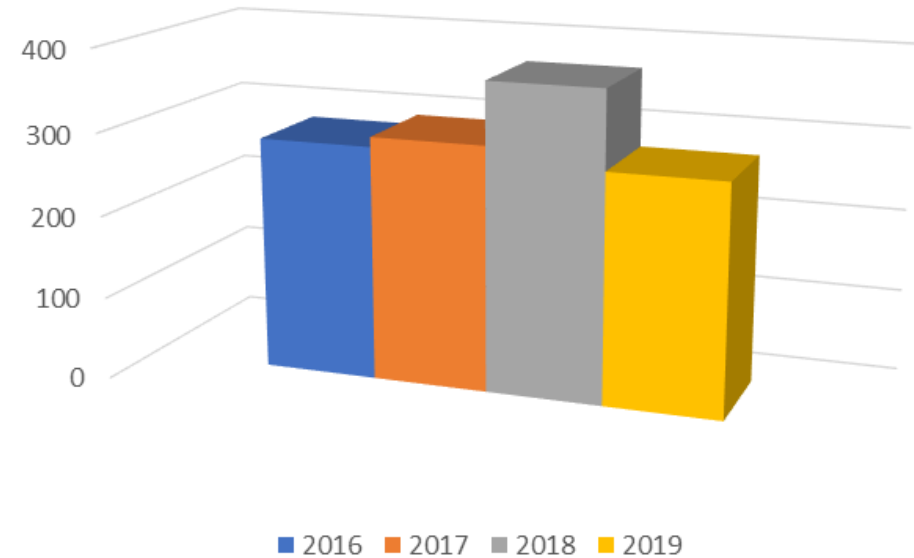
# GSMJIF Commissioner Claim Overview

August 2019 – New Claim Frequency

New Claim Count August 2019

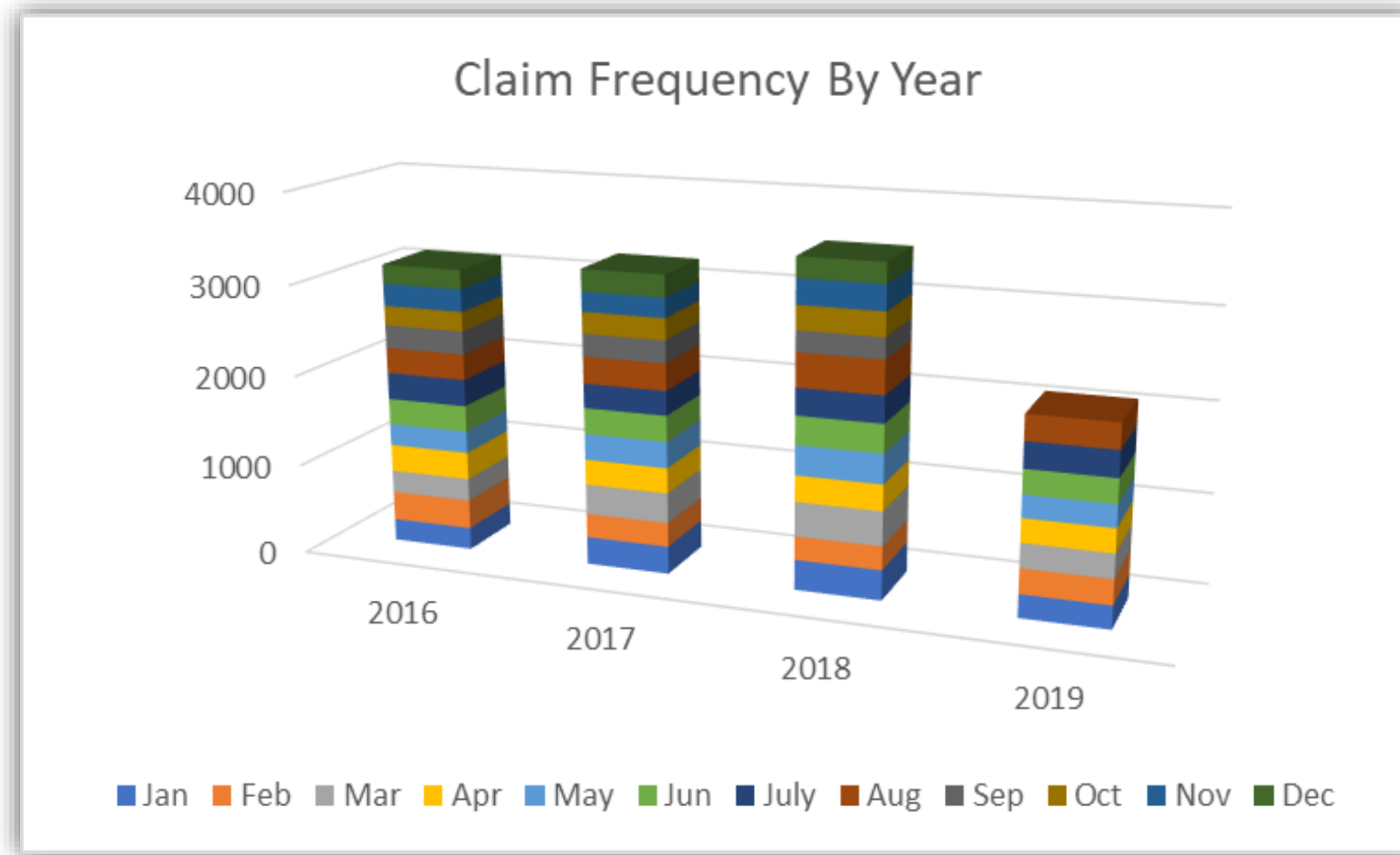


August New Claims by Year



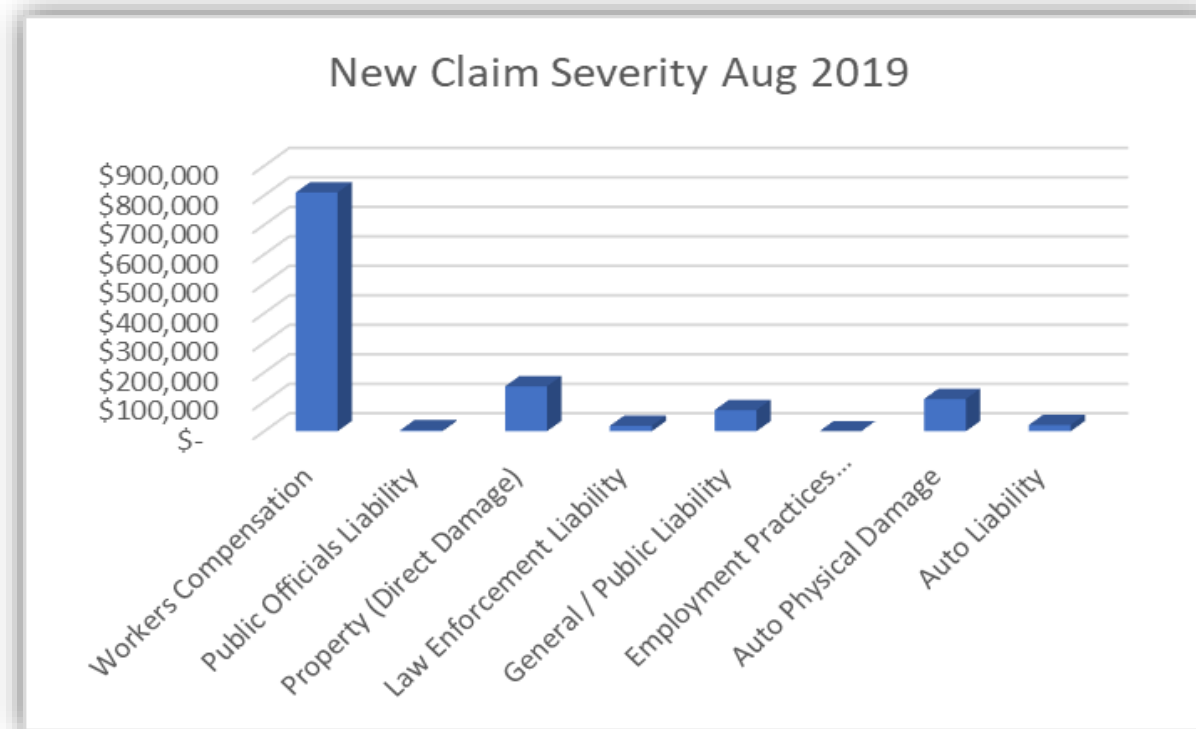
# GSMJIF Commissioner Claim Overview

## Historical Frequency



# GSMJIF Commissioner Claim Overview

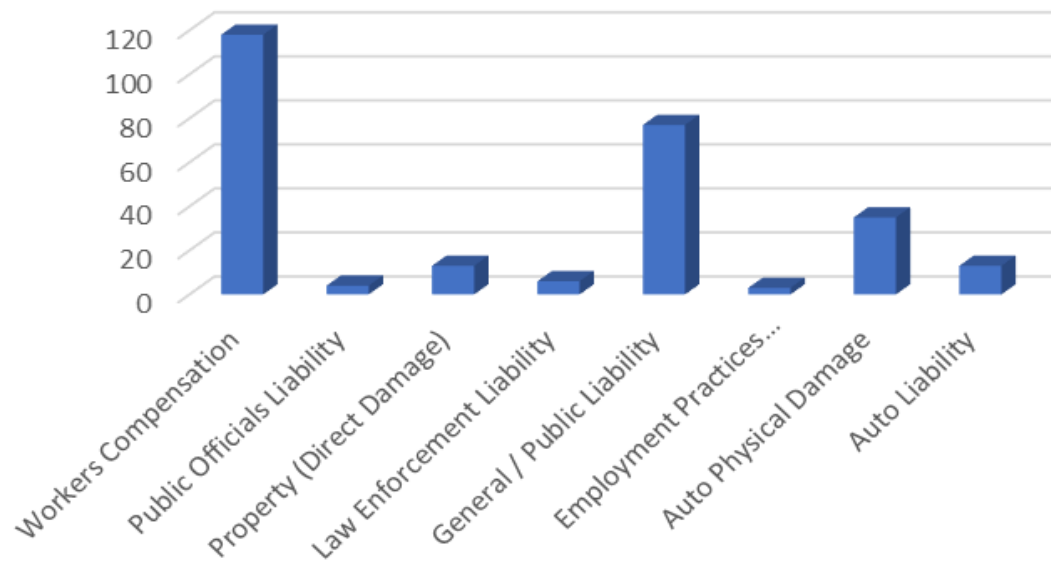
August 2019 – New Claim Severity



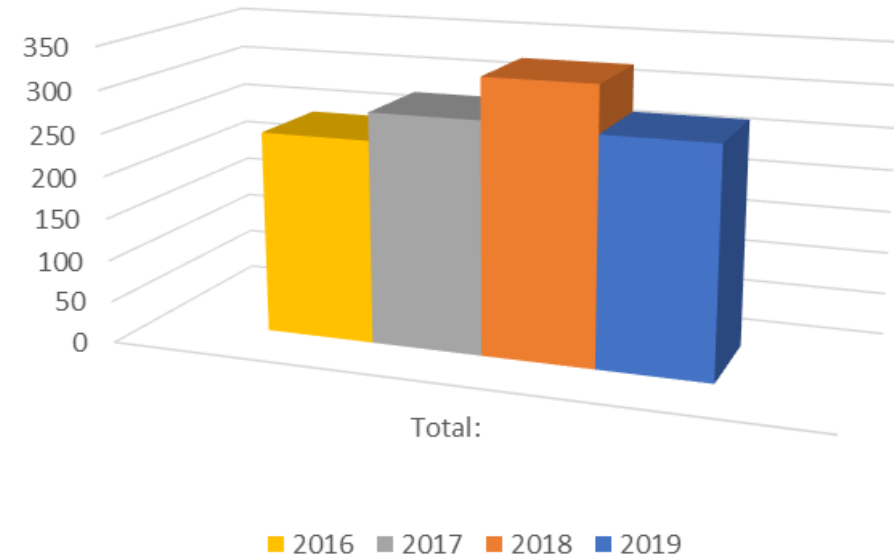
# GSMJIF Commissioner Claim Overview

August 2019 – Closed Claim Frequency

Closed Claim Count August 2019



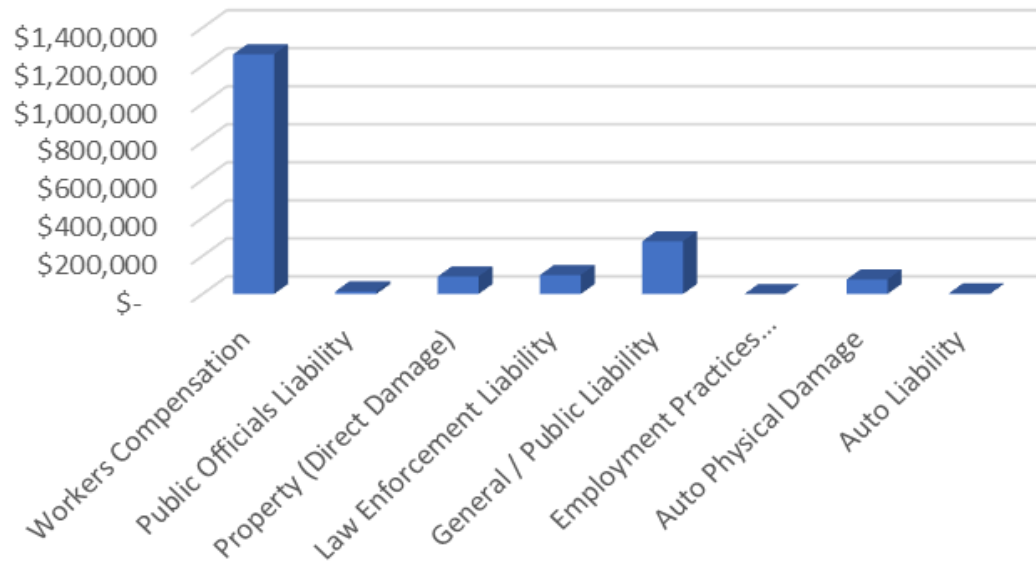
August Closed Claims by Year



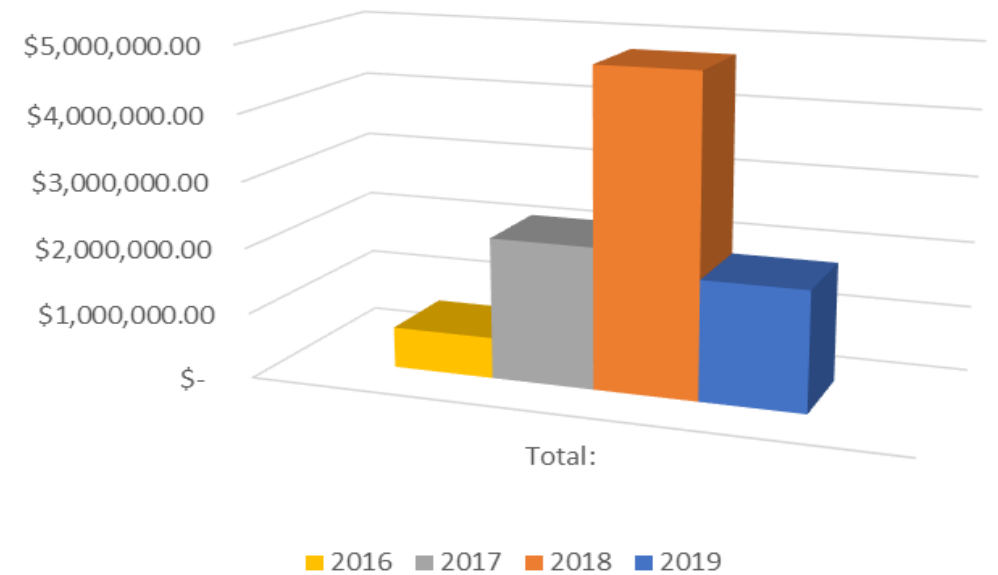
# GSMJIF Commissioner Claim Overview

August 2019 – Closed Claim Severity

Severity of Closed Claims August 2019

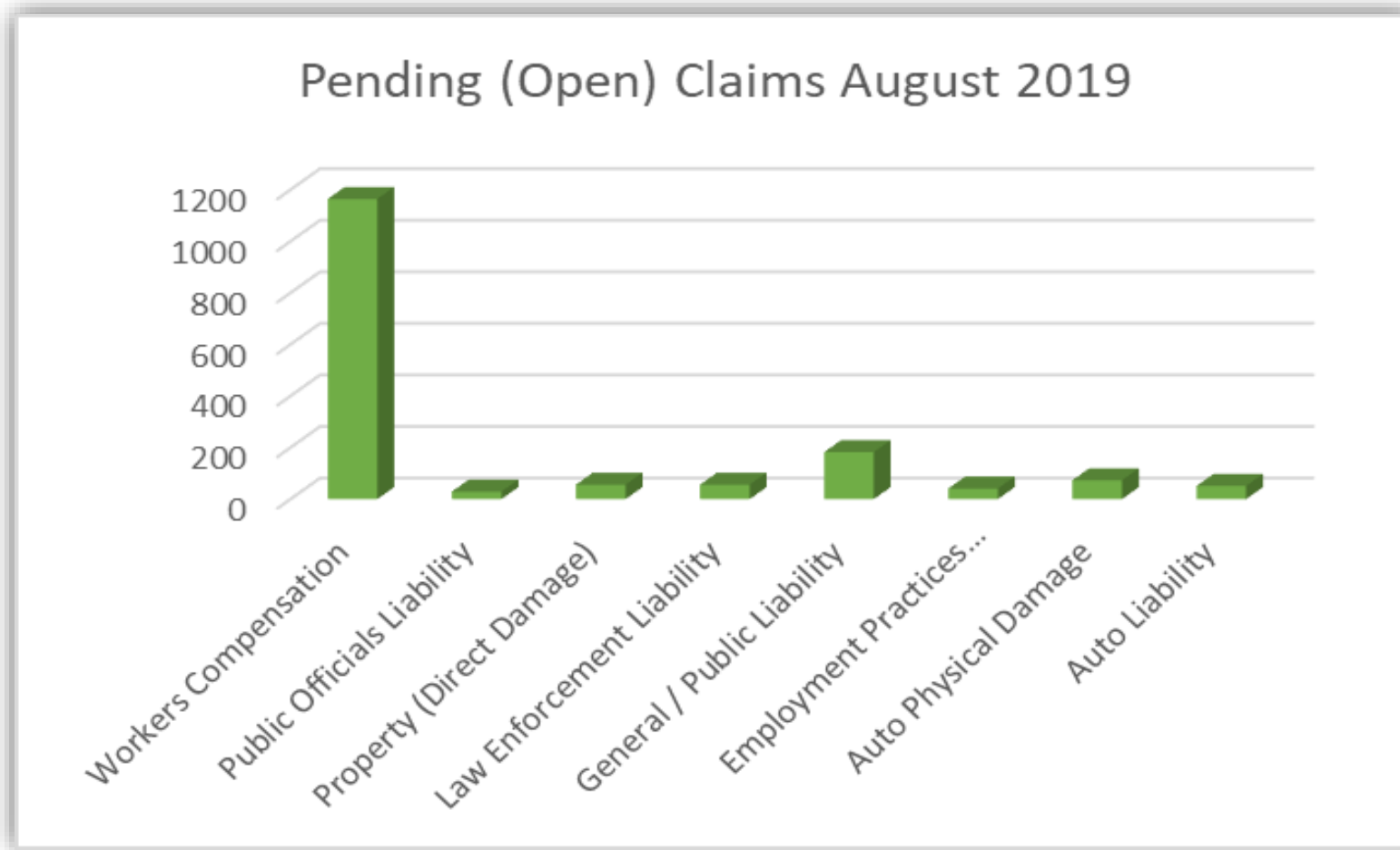


August Closed Incurred Amounts by Year



# GSMJIF Commissioner Claim Overview

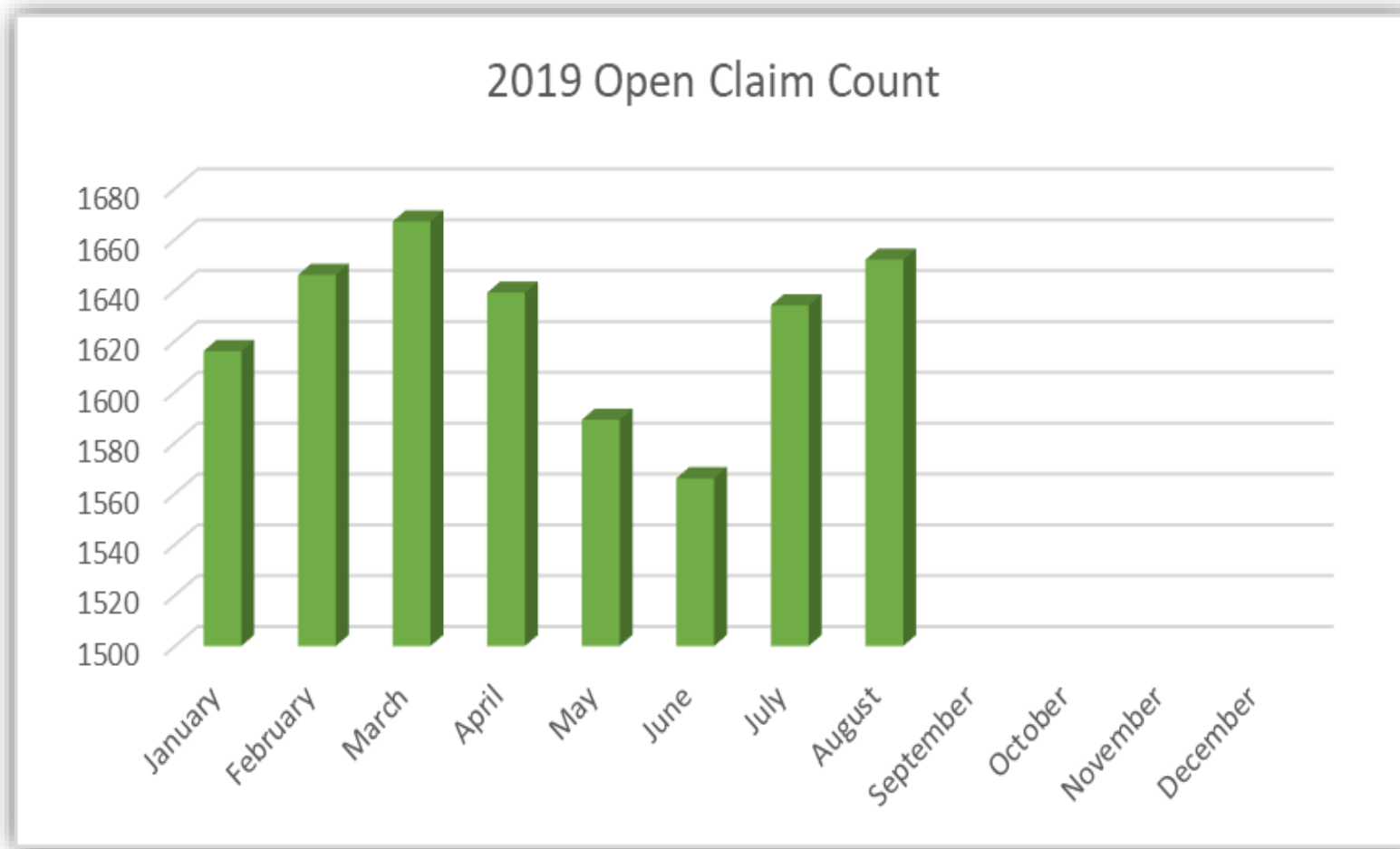
August 2019 – Pending (Open) Claims





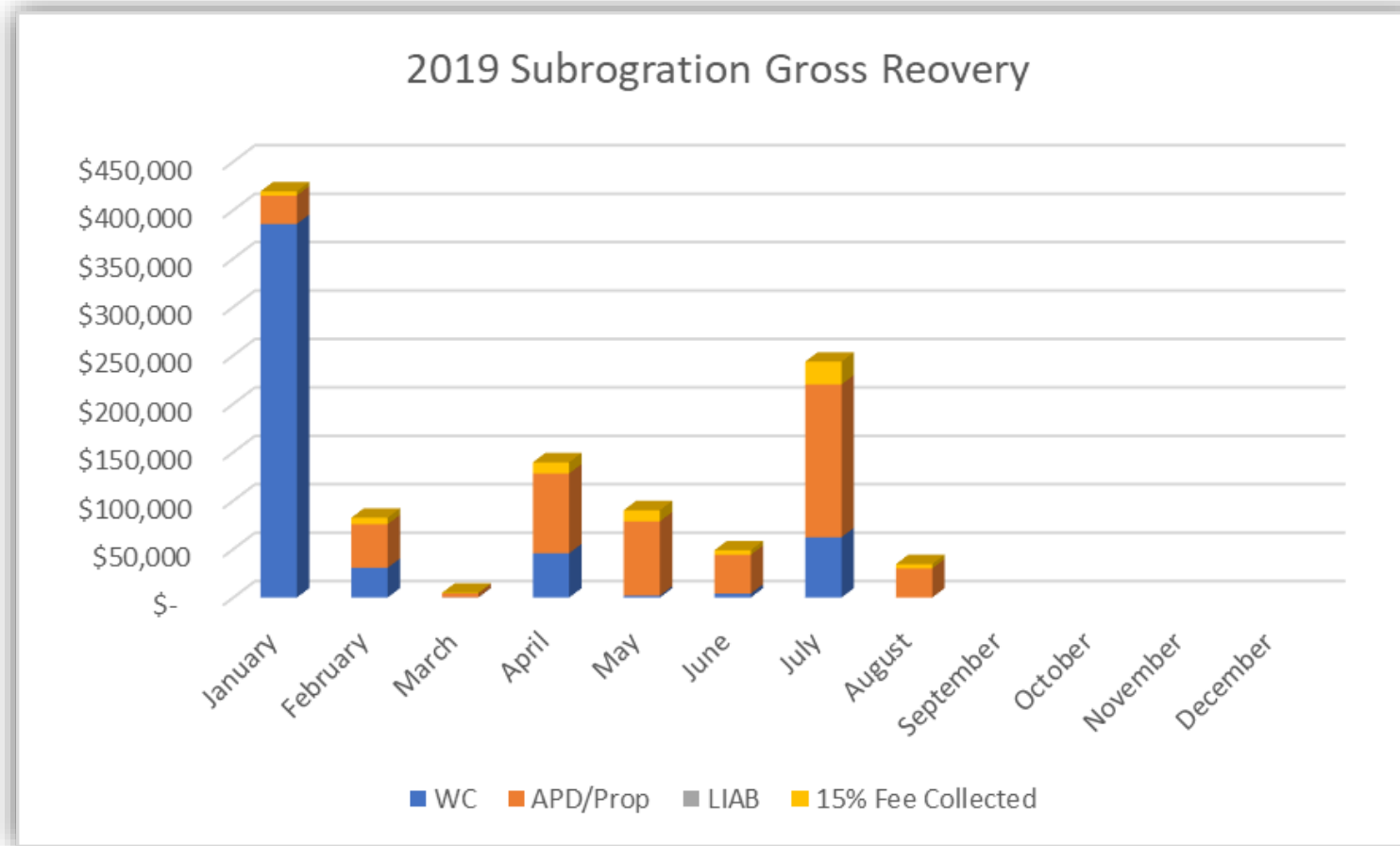
# GSMJIF Commissioner Claim Overview

## 2019 Historical Pending (Open) Claims



# GSMJIF Commissioner Claim Overview

## 2019 – Subrogation Gross Recovery





**GSMJIF - COMM MEETING PAY SUMMARY REPORT**

**July 2019 Report**

**July**

<b>WC</b>			
<b>TWP</b>		<b>TPA</b>	
Par Troy Hills	D&H	\$	50,734
Bloomfield	D&H	\$	17,572
Morristown	D&H	\$	20,051
Roxbury	D&H	\$	3,933
North Bergen	CRC	\$	30,941
Linden	Inservco	\$	82,577
All Other	QL	\$	1,084,601
<b>Total WC</b>		<b>\$</b>	<b>1,290,409</b>

<b>Grand Total July</b>	
Post 2012 CLAIMS	2,859,680
Prior 2012 CLAIMS	221,103

<b>TOTAL PAID</b>	<b>3,080,783</b>
-------------------	------------------

<b>PAL</b>			
<b>ALL TWP</b>			
AL	NIP/QL	\$	72,148
APD	NIP/QL	\$	55,927
EPL	NIP/QL	\$	757,787
GL	NIP/QL	\$	555,995
POL	NIP/QL	\$	57,618
PROP	NIP/QL	\$	69,796
<b>Total PAL</b>		<b>\$</b>	<b>1,569,271</b>

WC	\$	1,290,409
PAL	\$	1,569,271
<b>Grand Total post 2012</b>	<b>\$</b>	<b>2,859,680</b>

<b>PMA PRIOR 2012</b>			
WC	PMA	\$	221,103
PAL	PMA	\$	-
APD PROP	PMA	\$	-
<b>Total Prior 2012</b>		<b>\$</b>	<b>221,103</b>

# GSMJIF Commissioner Claim Overview

## July Data Tables

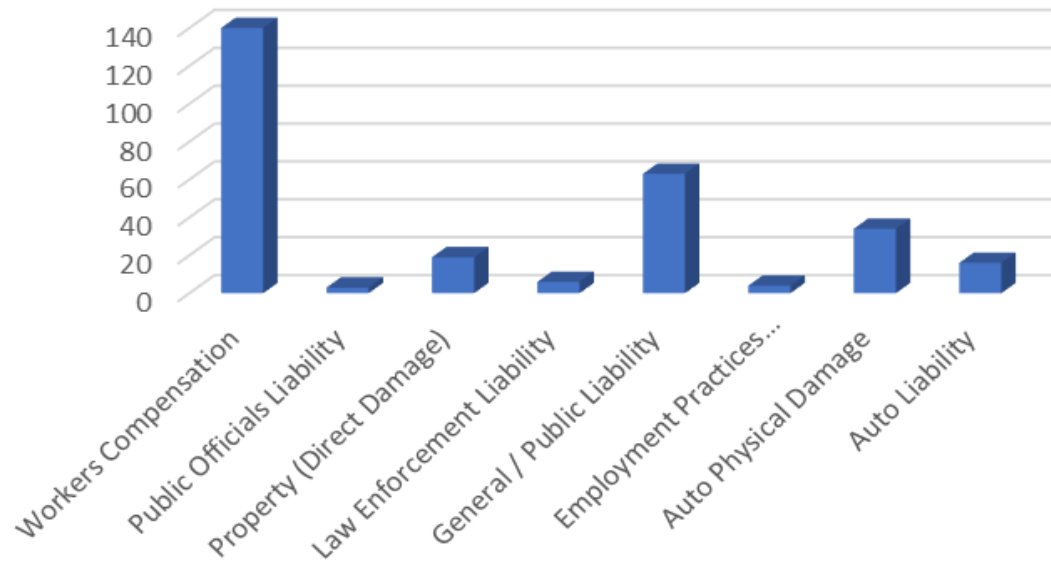
Line of Coverage	New Claim Count	New Claim Incurred Amount	Hist. New Claim Count 2019	Hist. New incurred Amount	Monthly Closed Claim Count	Monthly Closed Incurred Amount	Hist. Closed 2019	Hist. Closed YTD Incurred Amount	ALL Pending (Open) Claims
Workers Compensation	140	\$ 431,613	820	\$ 7,380,827	95	\$ 1,392,126	836	\$ 10,311,830	1135
Public Officials Liability	3	\$ 203,000	30	\$ 370,420	5	\$ 6,062	34	\$ 119,727	27
Property (Direct Damage)	19	\$ 250,282	99	\$ 1,153,750	21	\$ 189,777	94	\$ 798,783	52
Law Enforcement Liability	6	\$ 4,600	28	\$ 311,028	7	\$ 109,474	33	\$ 487,933	54
General / Public Liability	63	\$ 71,195	378	\$ 494,987	60	\$ 468,467	410	\$ 1,180,481	192
Employment Practices Liability	4	\$ 54,500	25	\$ 904,484	5	\$ 355,823	22	\$ 2,358,285	44
Auto Physical Damage	34	\$ 64,842	324	\$ 587,108	35	\$ 94,915	350	\$ 707,452	77
Auto Liability	16	\$ 9,270	150	\$ 151,015	15	\$ 3,780	191	\$ 123,824	53
<b>Total:</b>	<b>285</b>	<b>\$ 1,089,302</b>	<b>1854</b>	<b>\$ 11,353,619</b>	<b>243</b>	<b>\$ 2,620,424</b>	<b>1970</b>	<b>\$ 16,088,315</b>	<b>1634</b>

GSMJIF Monthly Subrogation Gross Recovery 2019						Total
Month	WC	APD/Prop	LIAB	15% Fee Collected		
January	\$ 385,739	\$ 29,294	\$ -	\$ 4,394		\$ 415,033
February	\$ 30,717	\$ 44,959	\$ -	\$ 6,744		\$ 75,676
March	\$ 267	\$ 4,093	\$ -	\$ 610		\$ 4,360
April	\$ 45,759	\$ 82,378	\$ -	\$ 11,513		\$ 128,137
May	\$ 2,000	\$ 76,641	\$ -	\$ 11,496		\$ 78,641
June	\$ 4,009	\$ 40,045	\$ -	\$ 4,776		\$ 44,054
July	\$ 62,266	\$ 157,696	\$ -	\$ 23,640		\$ 219,962
August						\$ -
September						\$ -
October						\$ -
November						\$ -
December						\$ -
Year to Date:	\$ 530,757	\$ 435,106	\$ -	\$ 63,173		\$ 965,863

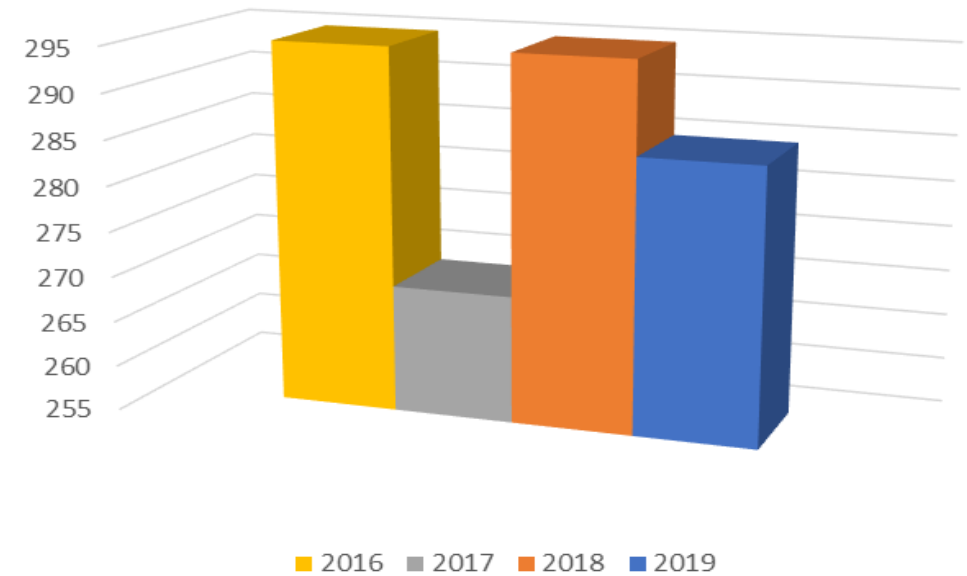
# GSMJIF Commissioner Claim Overview

July 2019 – New Claim Frequency

New Claim Count July 2019

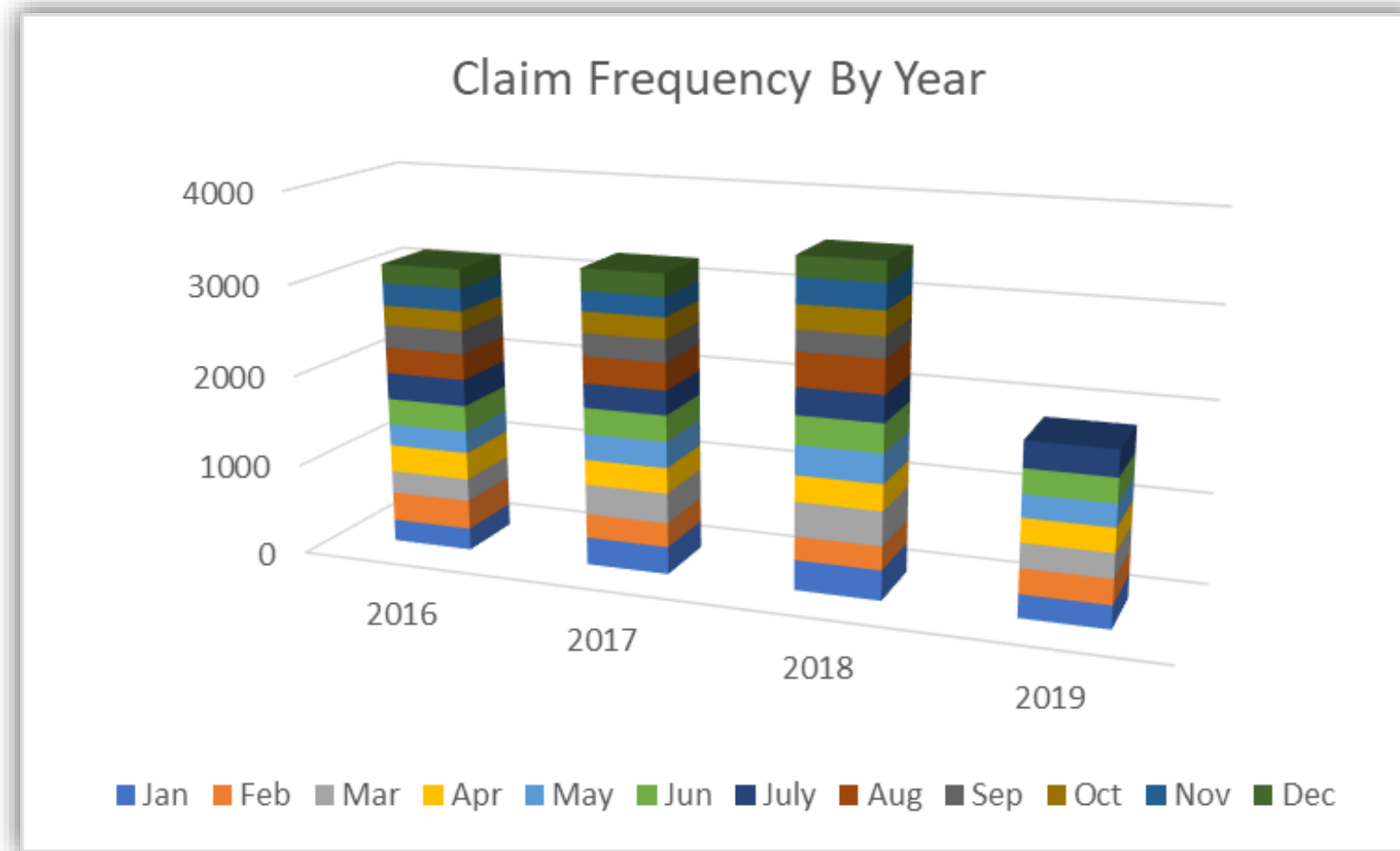


July New Claims By Year



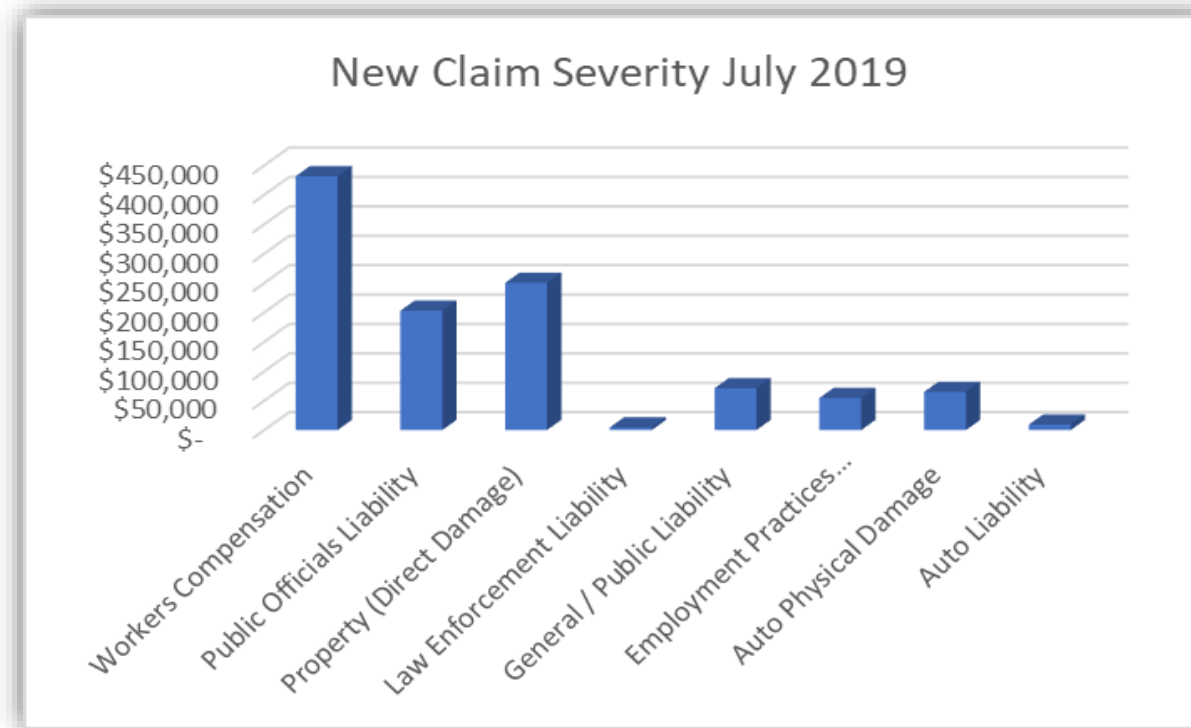
# GSMJIF Commissioner Claim Overview

## Historical Frequency



# GSMJIF Commissioner Claim Overview

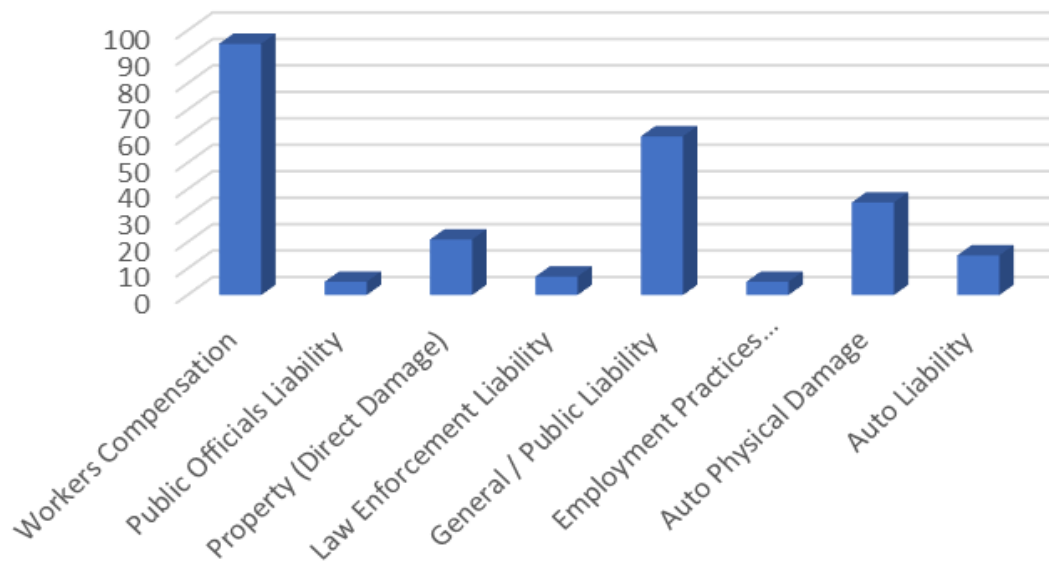
July 2019 – New Claim Severity



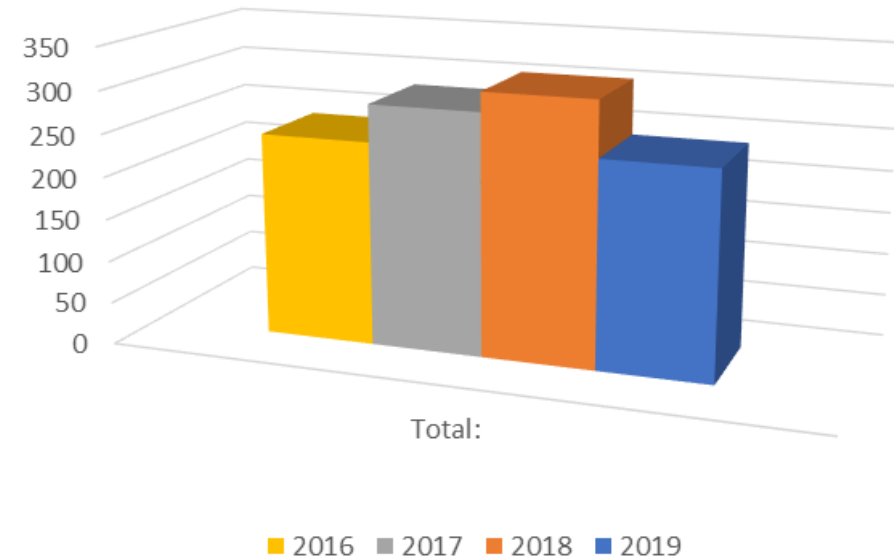
# GSMJIF Commissioner Claim Overview

July 2019 – Closed Claim Frequency

Closed Claim Count July 2019



July Closed Claims by Year

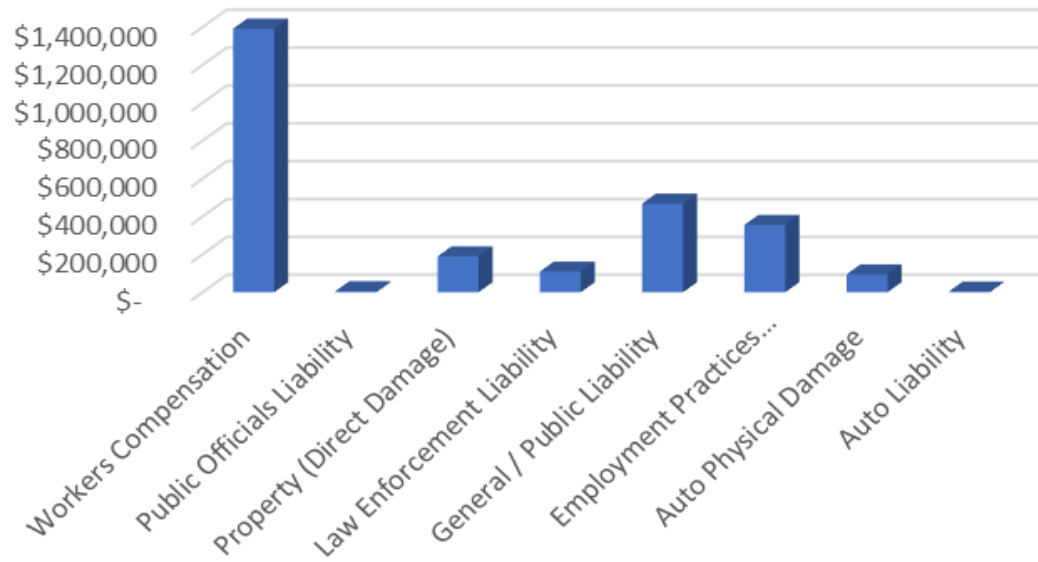




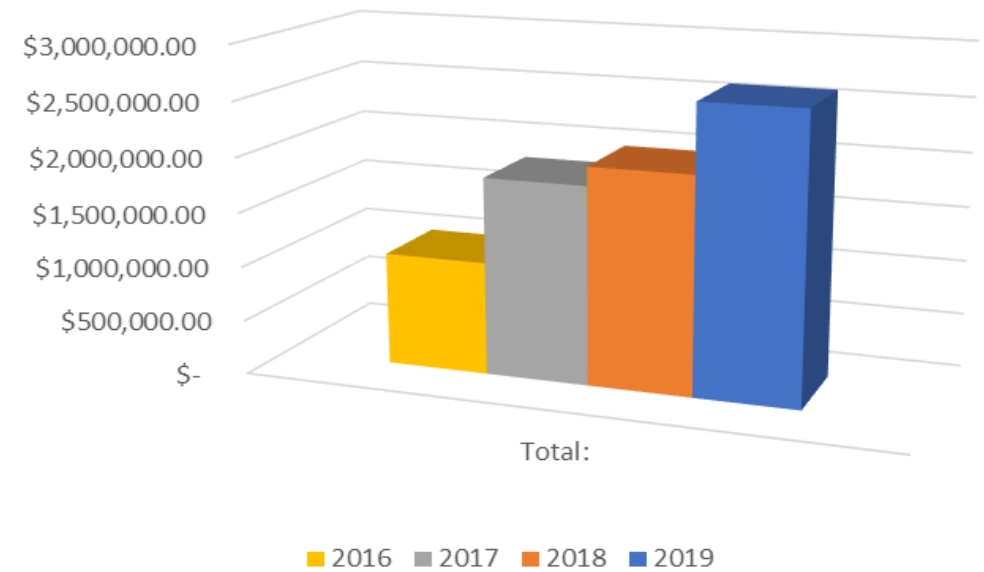
# GSMJIF Commissioner Claim Overview

July 2019 – Closed Claim Severity

Severity of Closed Claims July 2019

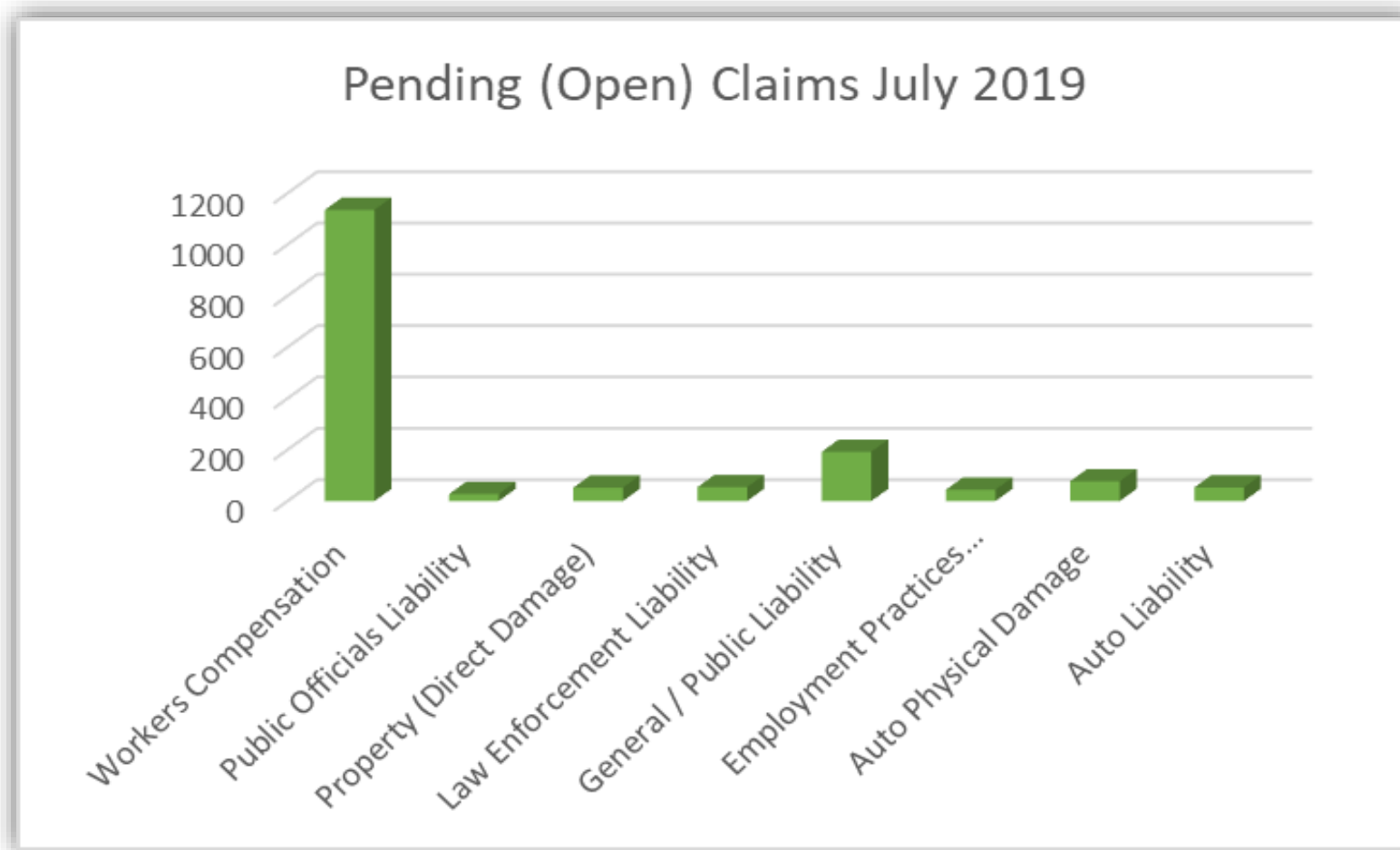


July Closed Incurred Amounts by Year



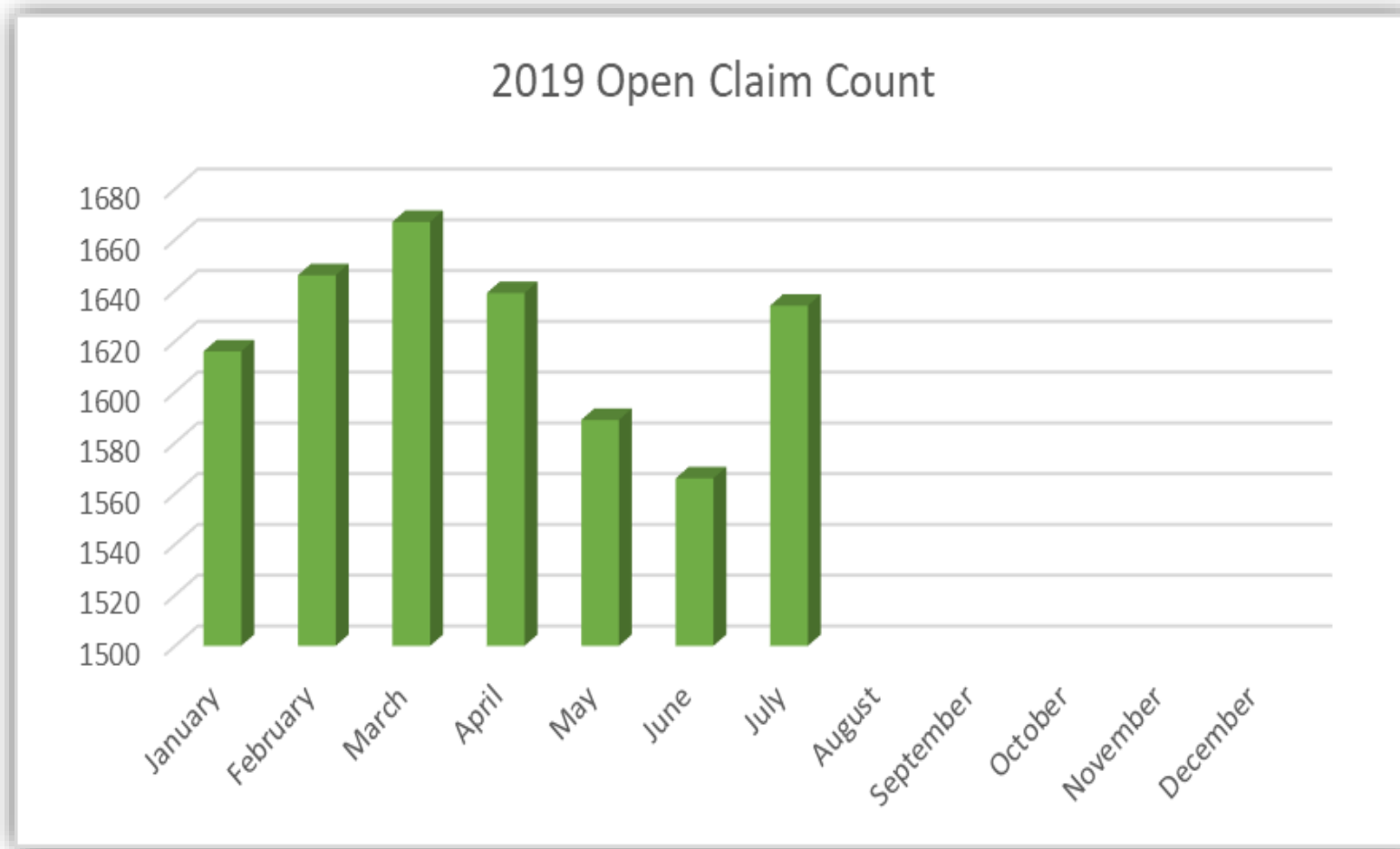
# GSMJIF Commissioner Claim Overview

July 2019 – Pending (Open) Claims



# GSMJIF Commissioner Claim Overview

## 2019 Historical Pending (Open) Claims



# GSMJIF Commissioner Claim Overview

## 2019 – Subrogation Gross Recovery

