

# GSMJIF Commissioner Claim Overview

## March Data Tables

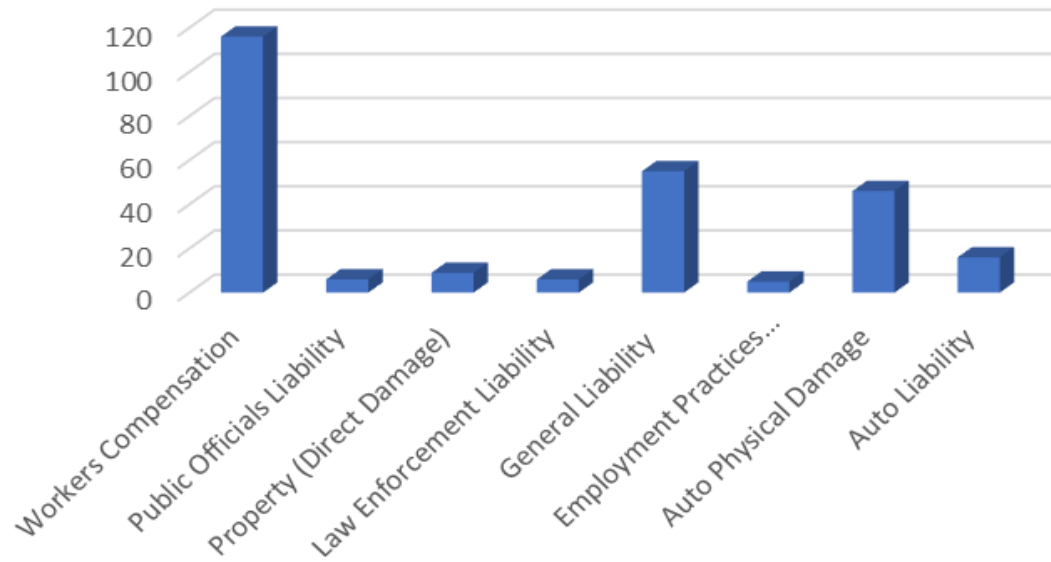
Line of Coverage	New Claim Count	New Claim Incurred Amount	Hist. New Claim Count 2019	Hist. New incurred Amount	Closed Claim Count	Closed Incurred Amount	Hist. Closed 2019	Hist. Closed Incurred Amount	Pending (Open) Claims
Workers Compensation	116	\$ 422,369	325	\$ 994,707	122	\$ 1,222,591	351	\$ 3,247,204	1112
Public Officials Liability	6	\$ 9,100	11	\$ 95,600	3	\$ -	14	\$ 79,858	28
Property (Direct Damage)	9	\$ 13,481	40	\$ 443,616	13	\$ 59,211	34	\$ 247,344	53
Law Enforcement Liability	6	\$ 100,500	13	\$ 183,100	4	\$ 21	9	\$ 11,401	63
General Liability	55	\$ 35,435	149	\$ 162,855	63	\$ 204,416	150	\$ 391,944	207
Employment Practices Liability	5	\$ 159,000	12	\$ 360,000	2	\$ 55,870	4	\$ 55,870	48
Auto Physical Damage	46	\$ 74,001	149	\$ 268,813	60	\$ 90,017	174	\$ 382,543	85
Auto Liability	16	\$ 11,364	61	\$ 51,998	13	\$ 5,440	70	\$ 30,876	71
<b>Total:</b>	<b>259</b>	<b>\$ 825,250</b>	<b>760</b>	<b>\$ 2,560,690</b>	<b>280</b>	<b>\$ 1,637,566</b>	<b>806</b>	<b>\$ 4,447,039</b>	<b>1667</b>

GSMJIF Monthly Subrogation Gross Recovery 2019						
Month	WC	APD/Prop	LIAB	15% Fee Collected	Total	
January	\$ 385,739	\$ 29,294	\$ -	\$ 4,394	\$ 415,033	
February	\$ 30,717	\$ 44,959		\$ 6,744	\$ 75,676	
March	\$ 267	\$ 4,093		\$ 610	\$ 4,360	
April					\$ -	
May					\$ -	
June					\$ -	
July					\$ -	
August					\$ -	
September					\$ -	
October					\$ -	
November					\$ -	
December					\$ -	
Year to Date:	\$ 416,723	\$ 78,346	\$ -	\$ 11,748	\$ 495,069	

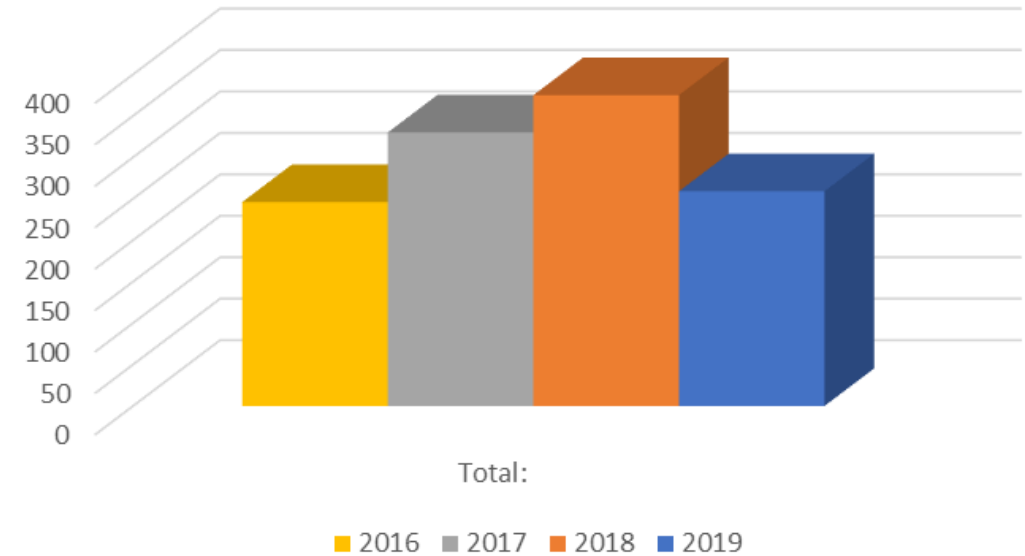
# GSMJIF Commissioner Claim Overview

March 2019 – New Claim Frequency

New Claim Count Mar. 2019



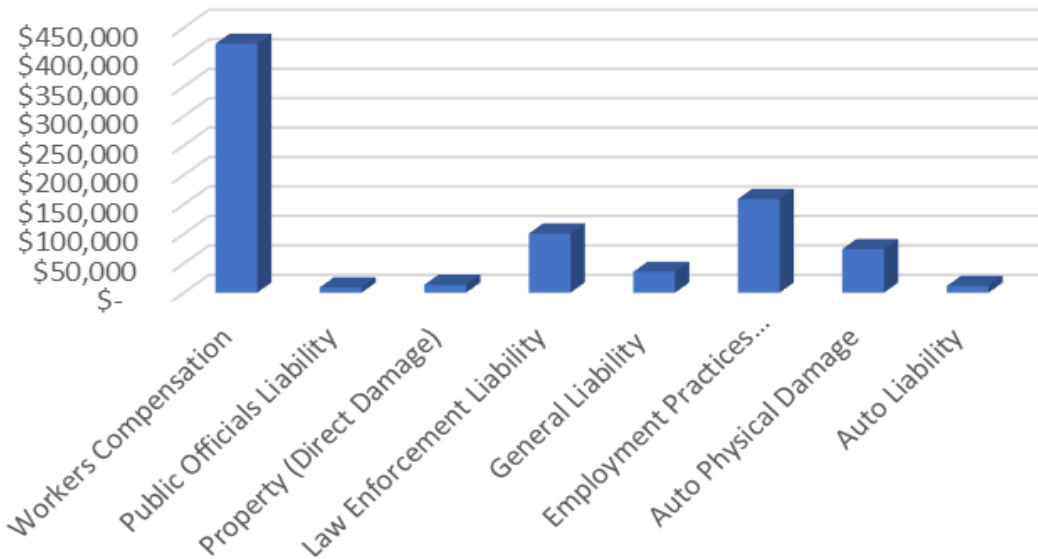
March New Claims By Year



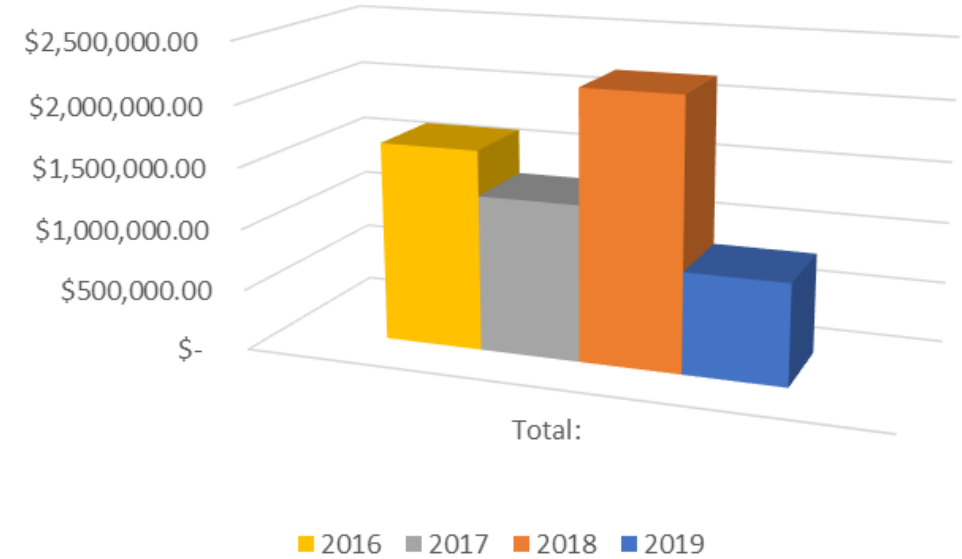
# GSMJIF Commissioner Claim Overview

March 2019 – New Claim Severity

Severity of New Claims Mar. 2019



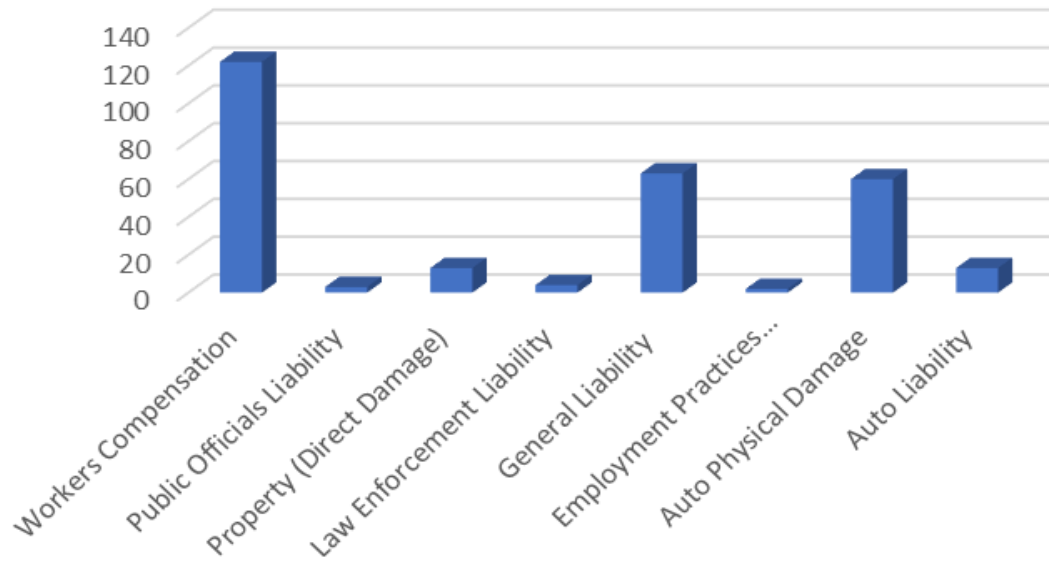
March New Incurred Amounts by Year



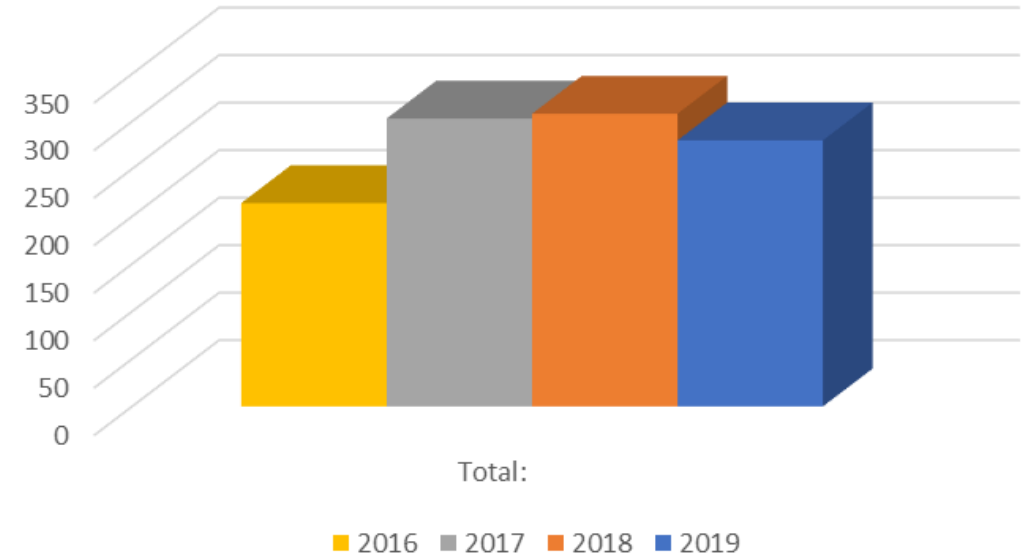
# GSMJIF Commissioner Claim Overview

March 2019 – Closed Claim Frequency

Closed Claim Count Mar. 2019



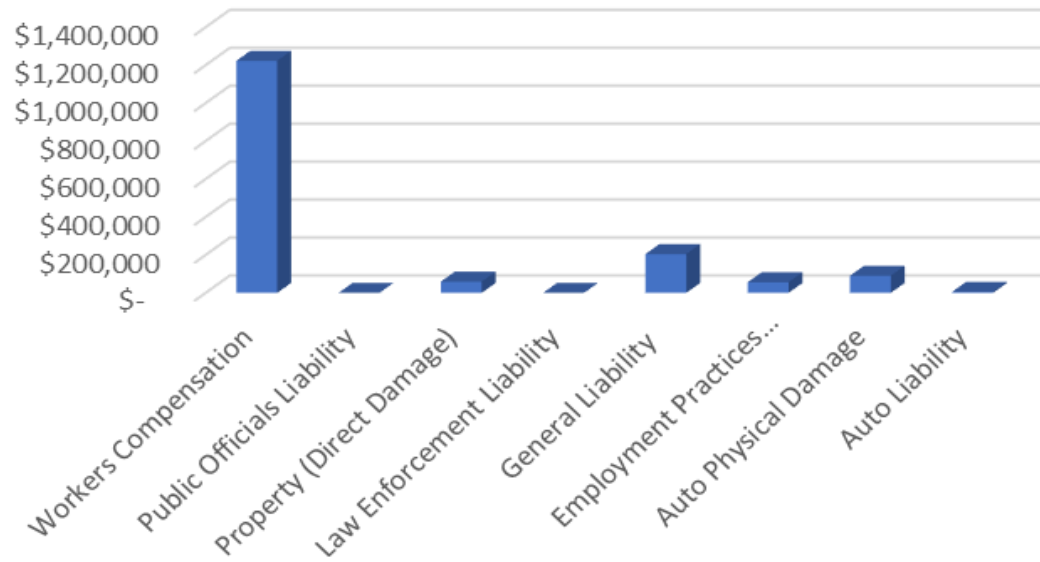
March Closed Claims by Year



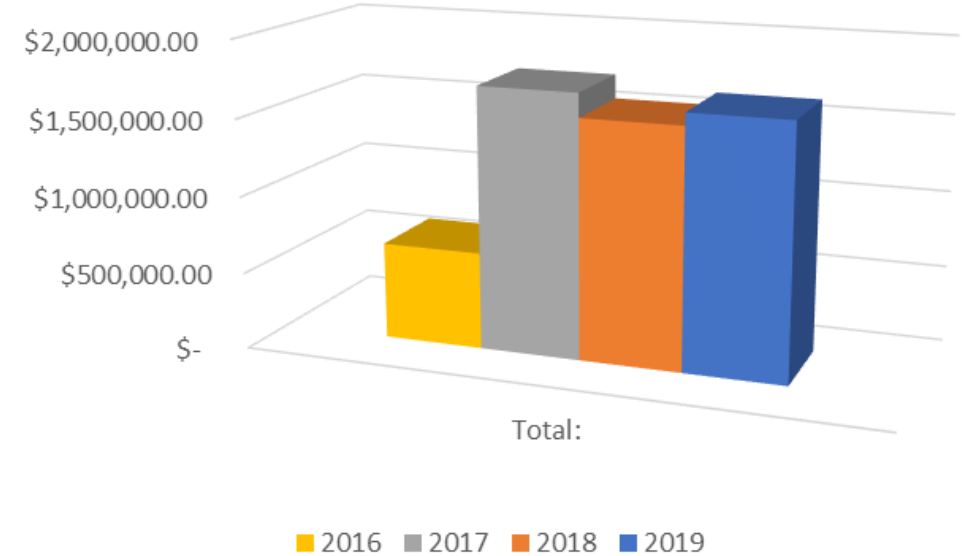
# GSMJIF Commissioner Claim Overview

March 2019 – Closed Claim Severity

Severity of Closed Claims Mar. 2019

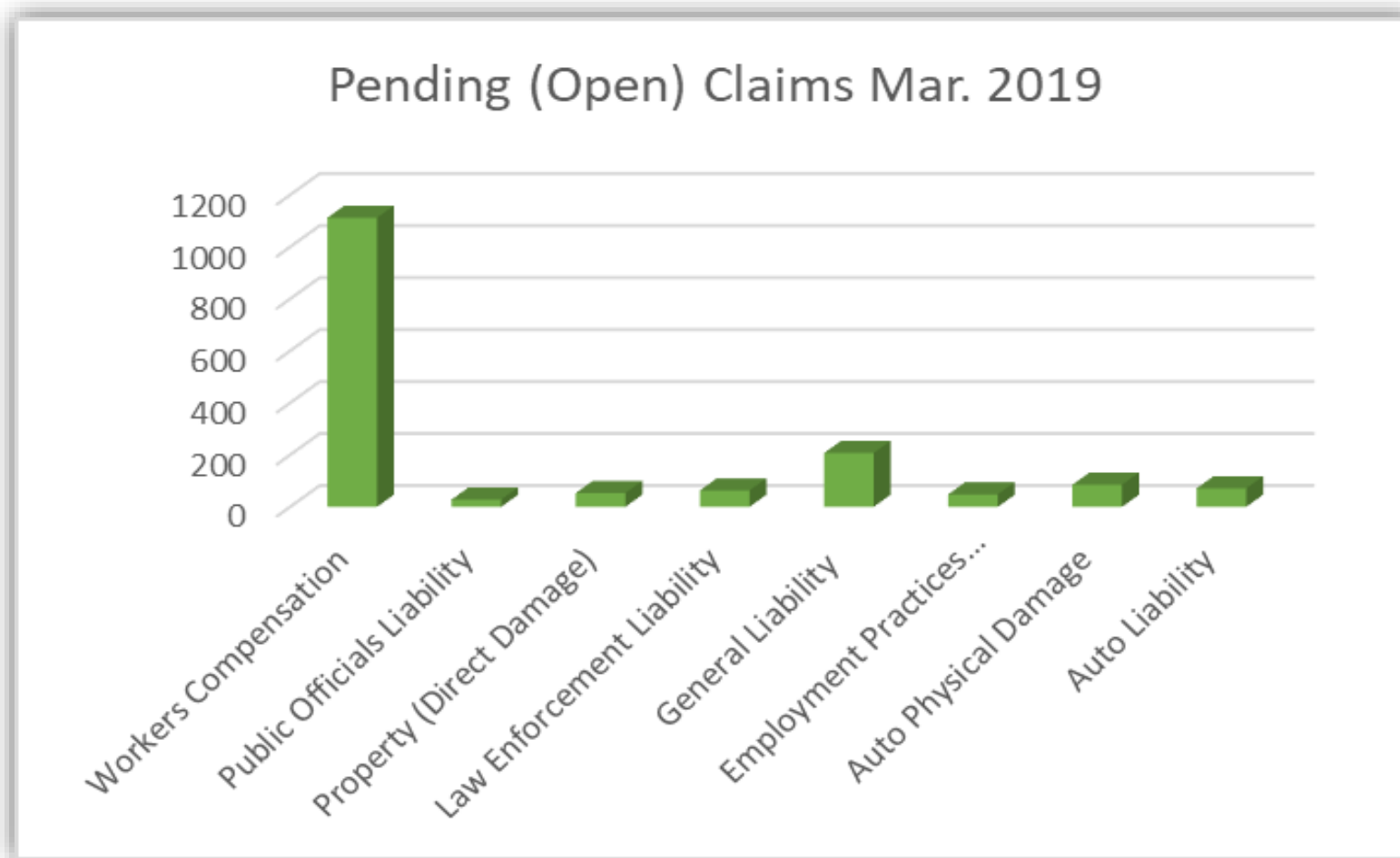


March Closed Incurred Amounts by Year



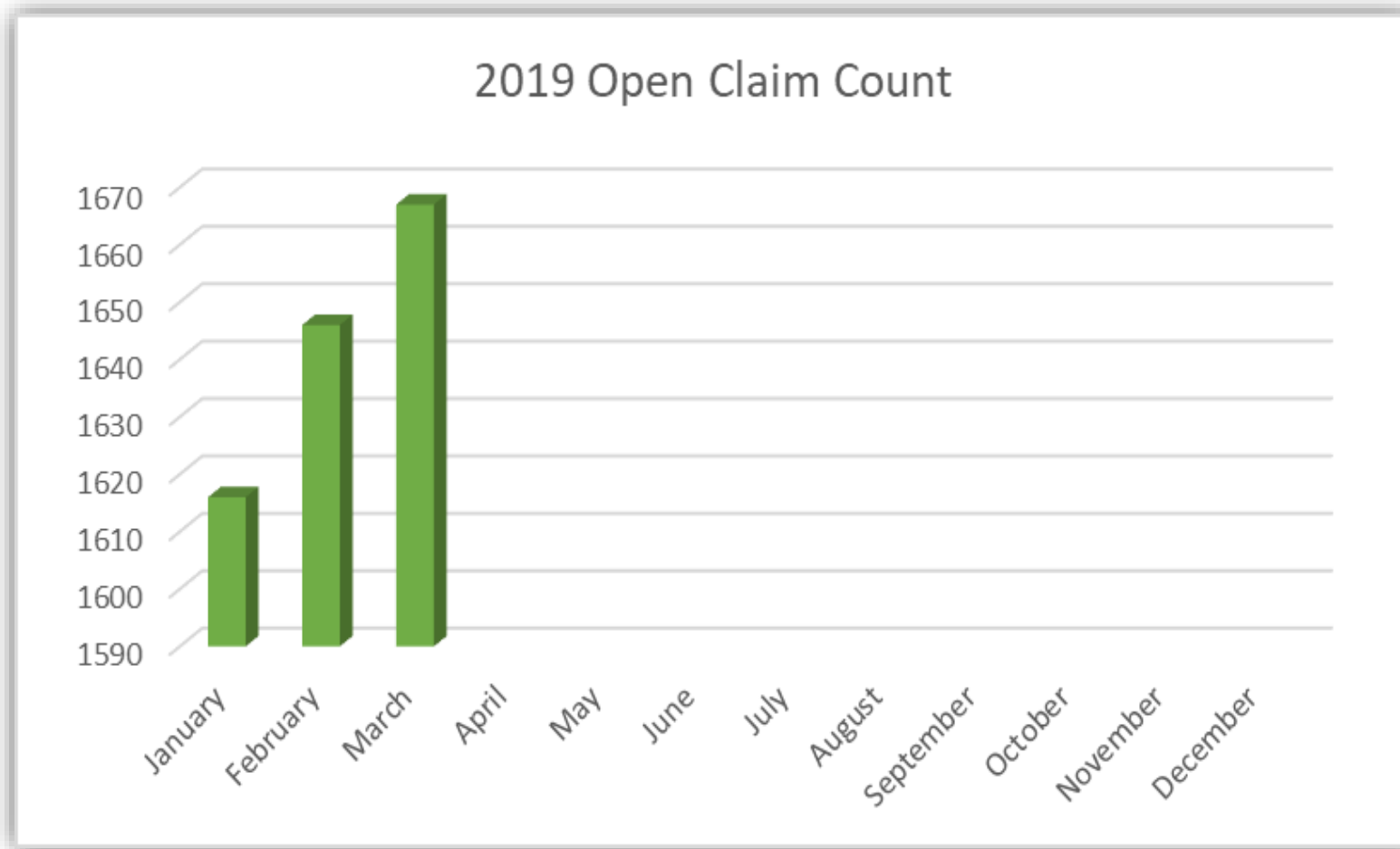
# GSMJIF Commissioner Claim Overview

March 2019 – Pending (Open) Claims



# GSMJIF Commissioner Claim Overview

## 2019 Historical Pending (Open) Claims



# GSMJIF Commissioner Claim Overview

## 2019 – Subrogation Gross Recovery

