

# GSMJIF Commissioner Claim Overview

## June Data Tables

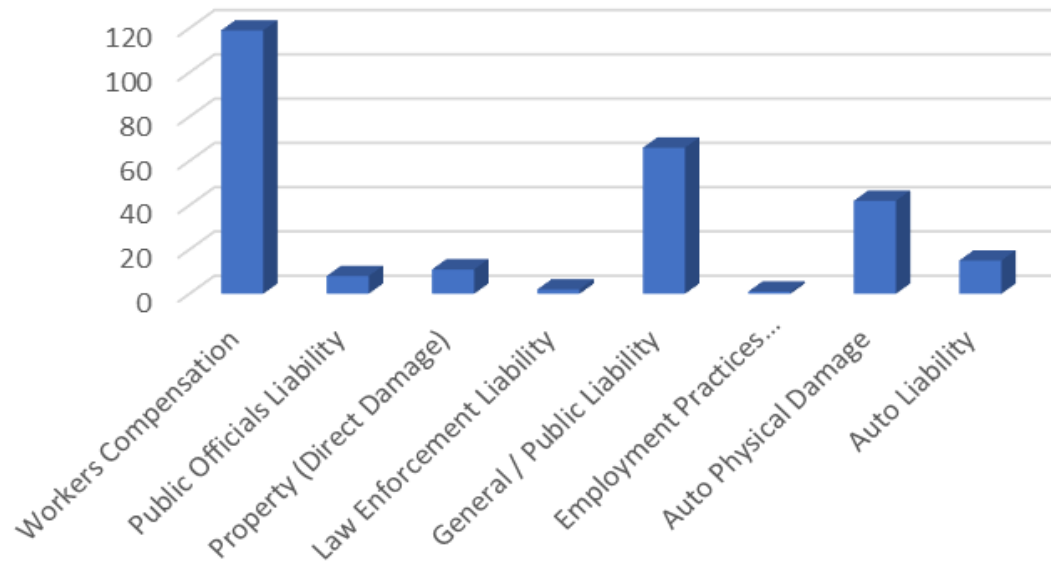
Line of Coverage	New Claim Count	New Claim Incurred Amount	Hist. New Claim Count 2019	Hist. New incurred Amount	Monthly Closed Claim Count	Monthly Closed Incurred Amount	Hist. Closed 2019	Hist. Closed YTD Incurred Amount	ALL Pending (Open) Claims
Workers Compensation	119	\$ 424,107	678	\$ 6,067,343	165	\$ 2,929,733	749	\$ 9,371,750	1072
Public Officials Liability	8	\$ 22,000	27	\$ 136,384	7	\$ 21,988	29	\$ 111,304	29
Property (Direct Damage)	11	\$ 146,530	80	\$ 1,081,508	12	\$ 61,218	73	\$ 595,023	54
Law Enforcement Liability	2	\$ 12,000	22	\$ 269,805	6	\$ 6,863	27	\$ 375,534	54
General / Public Liability	66	\$ 95,050	316	\$ 360,206	50	\$ 38,954	350	\$ 692,000	186
Employment Practices Liability	1	\$ 76,000	21	\$ 819,456	7	\$ 1,148,271	17	\$ 1,992,611	45
Auto Physical Damage	42	\$ 103,645	291	\$ 518,848	33	\$ 121,259	315	\$ 599,335	79
Auto Liability	15	\$ 8,519	132	\$ 90,892	17	\$ 6,033	173	\$ 109,562	47
<b>Total:</b>	<b>264</b>	<b>\$ 887,851</b>	<b>1567</b>	<b>\$ 9,344,441</b>	<b>297</b>	<b>\$ 4,334,319</b>	<b>1733</b>	<b>\$ 13,847,118</b>	<b>1566</b>

GSMJIF Monthly Subrogation Gross Recovery 2019						Total
Month	WC	APD/Prop	LIAB	15% Fee Collected		
January	\$ 385,739	\$ 29,294	\$ -	\$ 4,394	\$	415,033
February	\$ 30,717	\$ 44,959	\$ -	\$ 6,744	\$	75,676
March	\$ 267	\$ 4,093	\$ -	\$ 610	\$	4,360
April	\$ 45,759	\$ 82,378	\$ -	\$ 11,513	\$	128,137
May	\$ 2,000	\$ 85,934	\$ -	\$ 11,496	\$	87,934
June	\$ 4,009	\$ 139,559	\$ -	\$ 4,776	\$	143,568
July					\$	-
August					\$	-
September					\$	-
October					\$	-
November					\$	-
December					\$	-
Year to Date:	\$ 468,491	\$ 386,217	\$ -	\$ 39,533	\$	854,708

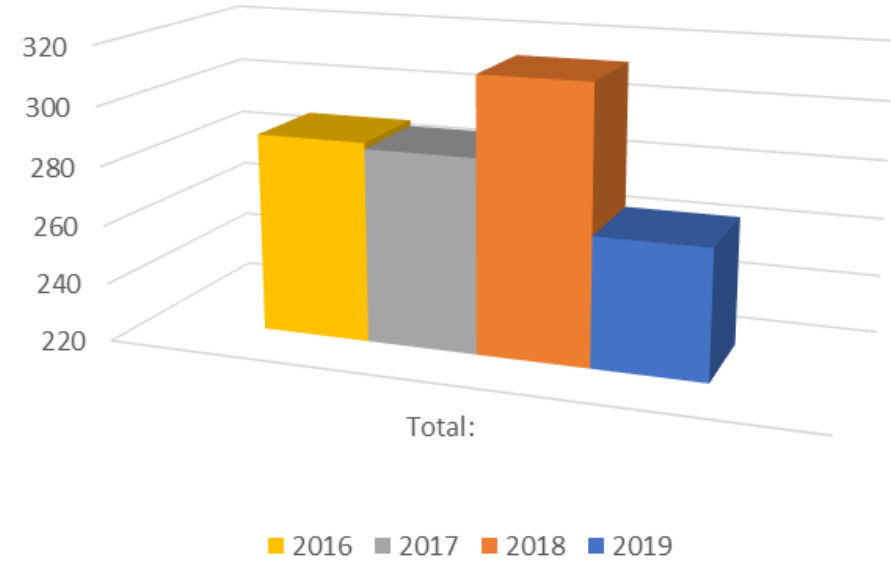
# GSMJIF Commissioner Claim Overview

June 2019 – New Claim Frequency

New Claim Count June 2019

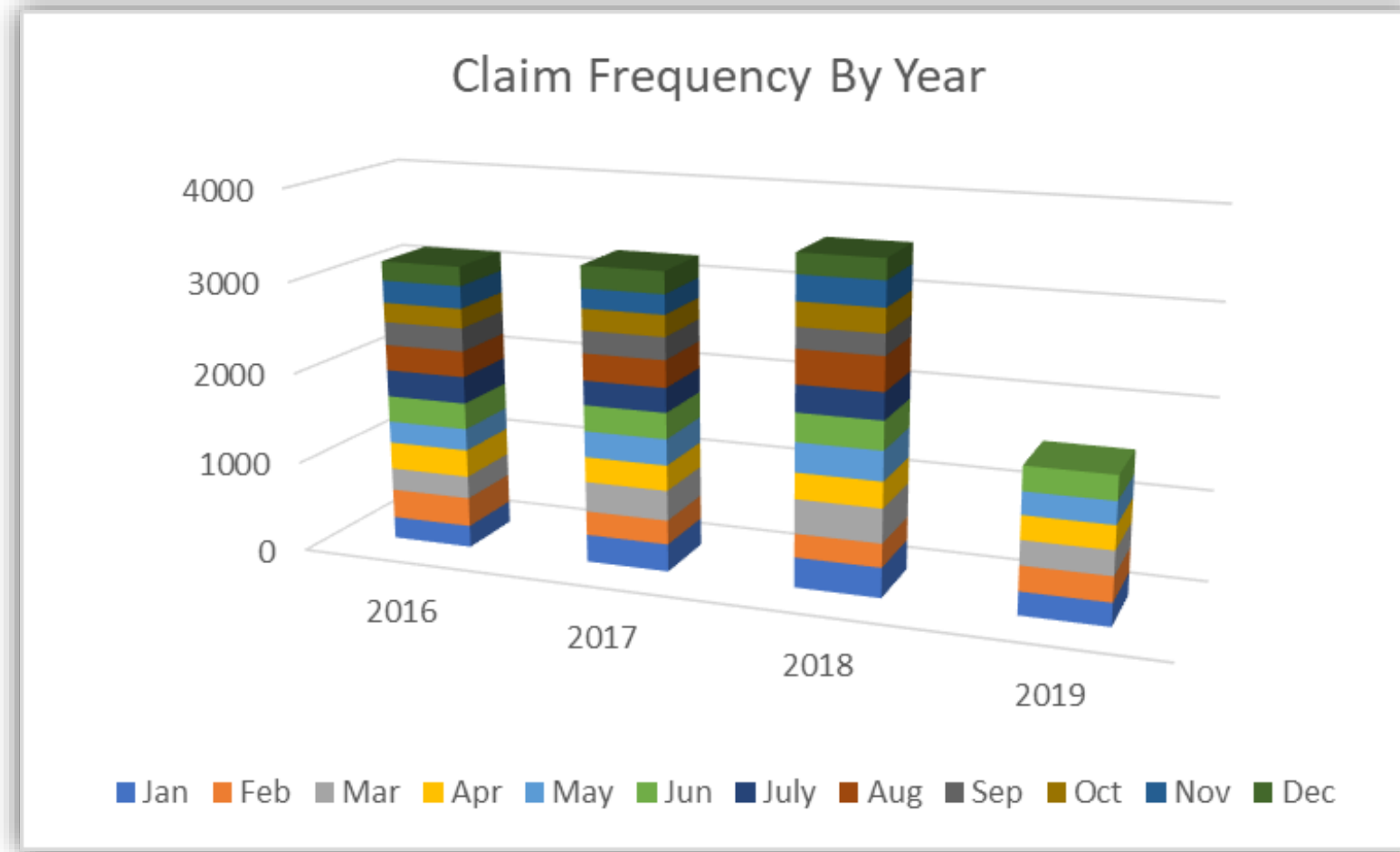


June New Claims by Year



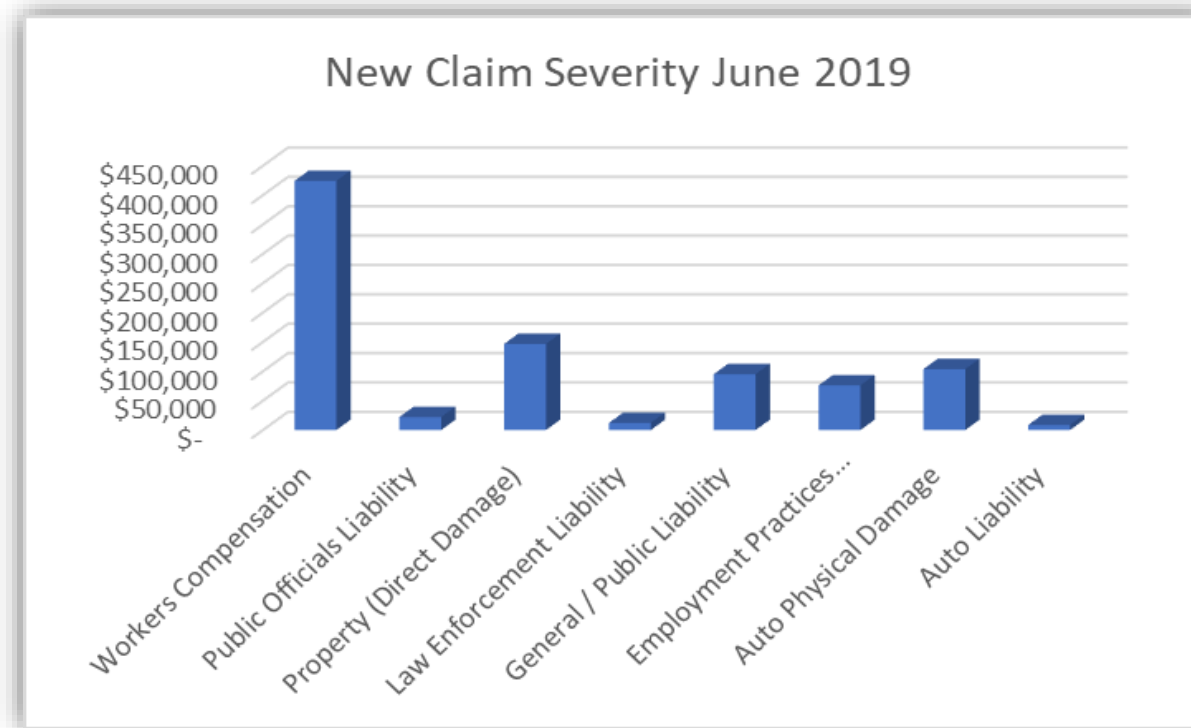
# GSMJIF Commissioner Claim Overview

## Historical Frequency



# GSMJIF Commissioner Claim Overview

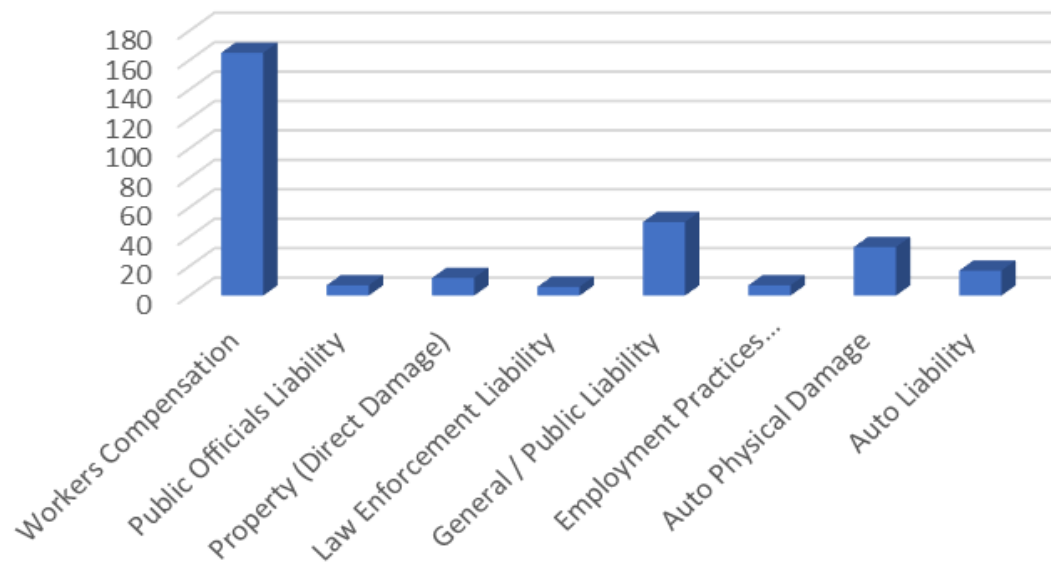
June 2019 – New Claim Severity



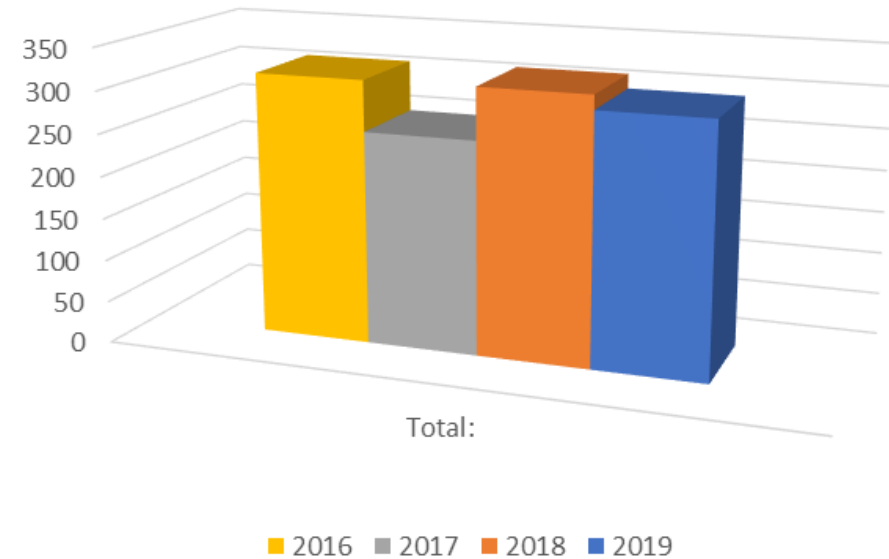
# GSMJIF Commissioner Claim Overview

June 2019 – Closed Claim Frequency

Closed Claim Count June 2019



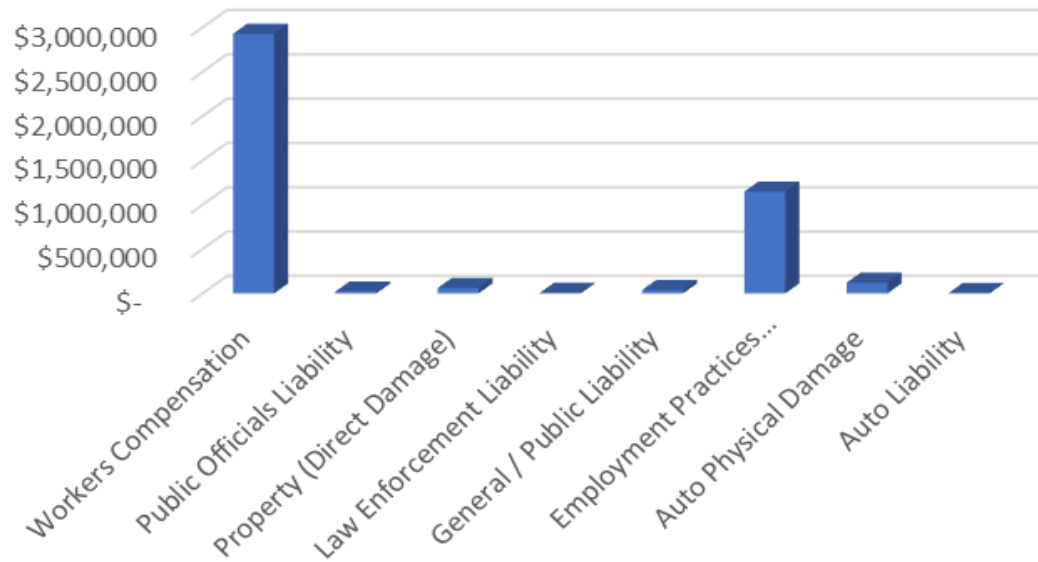
June Closed Claims by Year



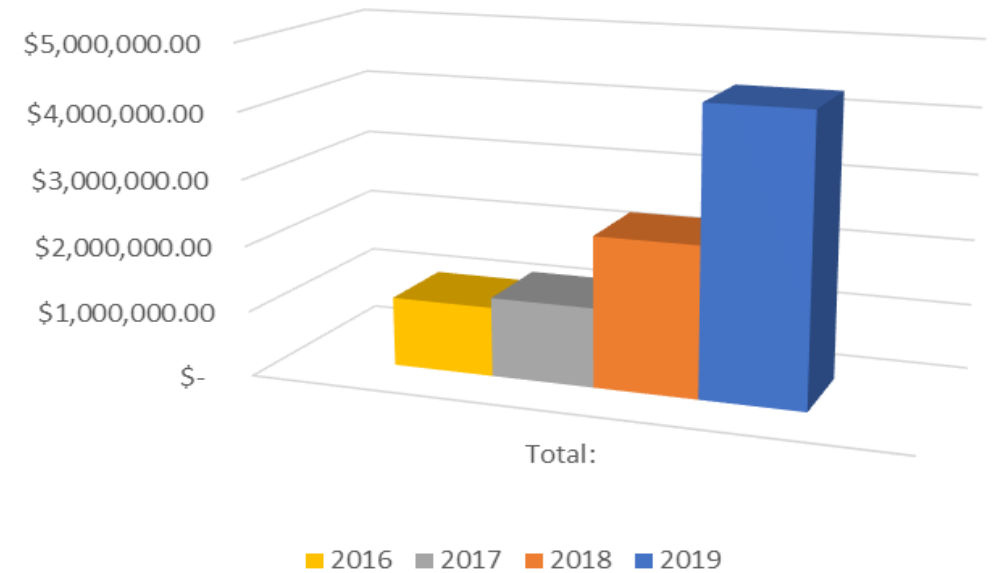
# GSMJIF Commissioner Claim Overview

June 2019 – Closed Claim Severity

Severity of Closed Claims June 2019

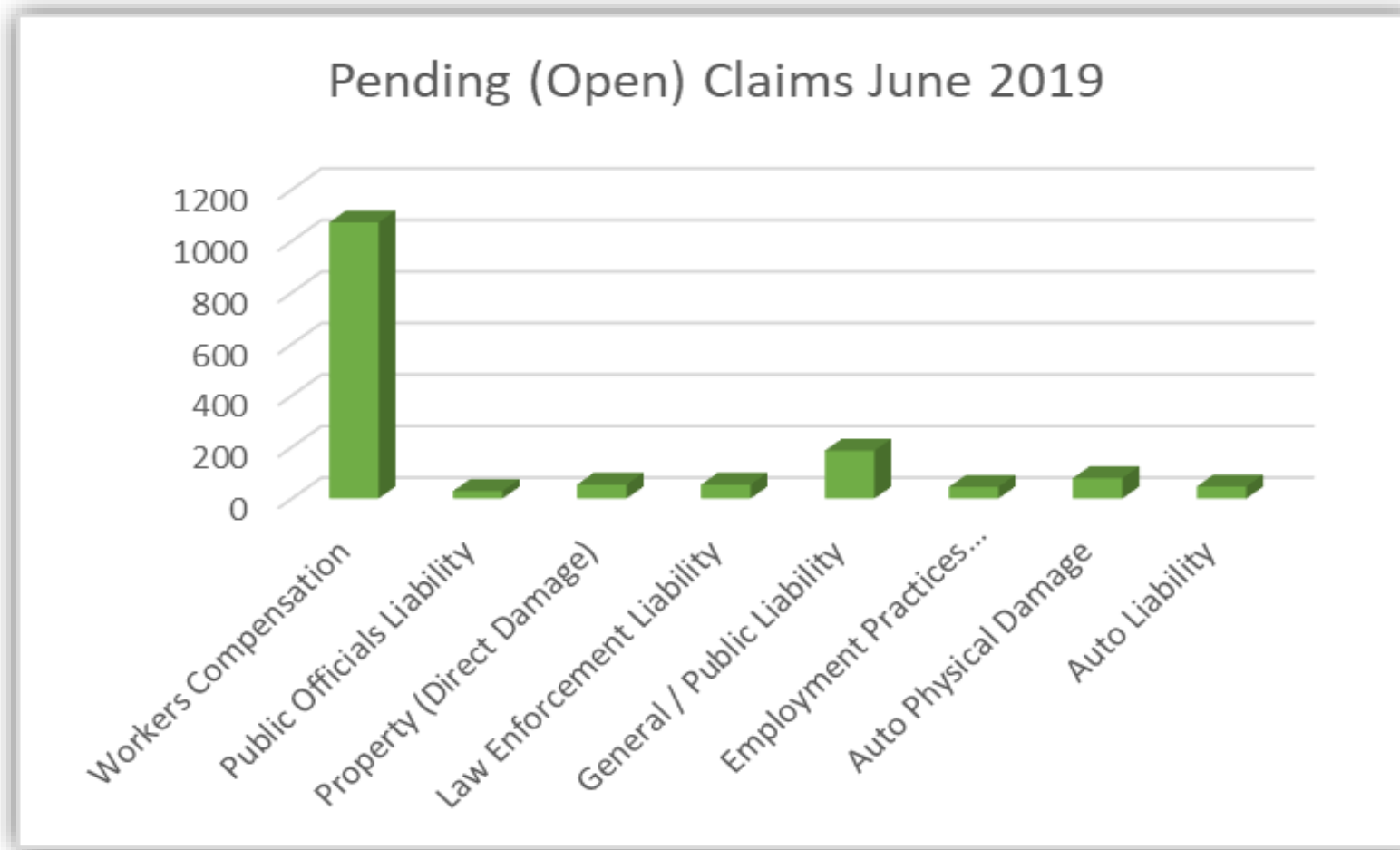


June Closed Incurred Amounts by Year



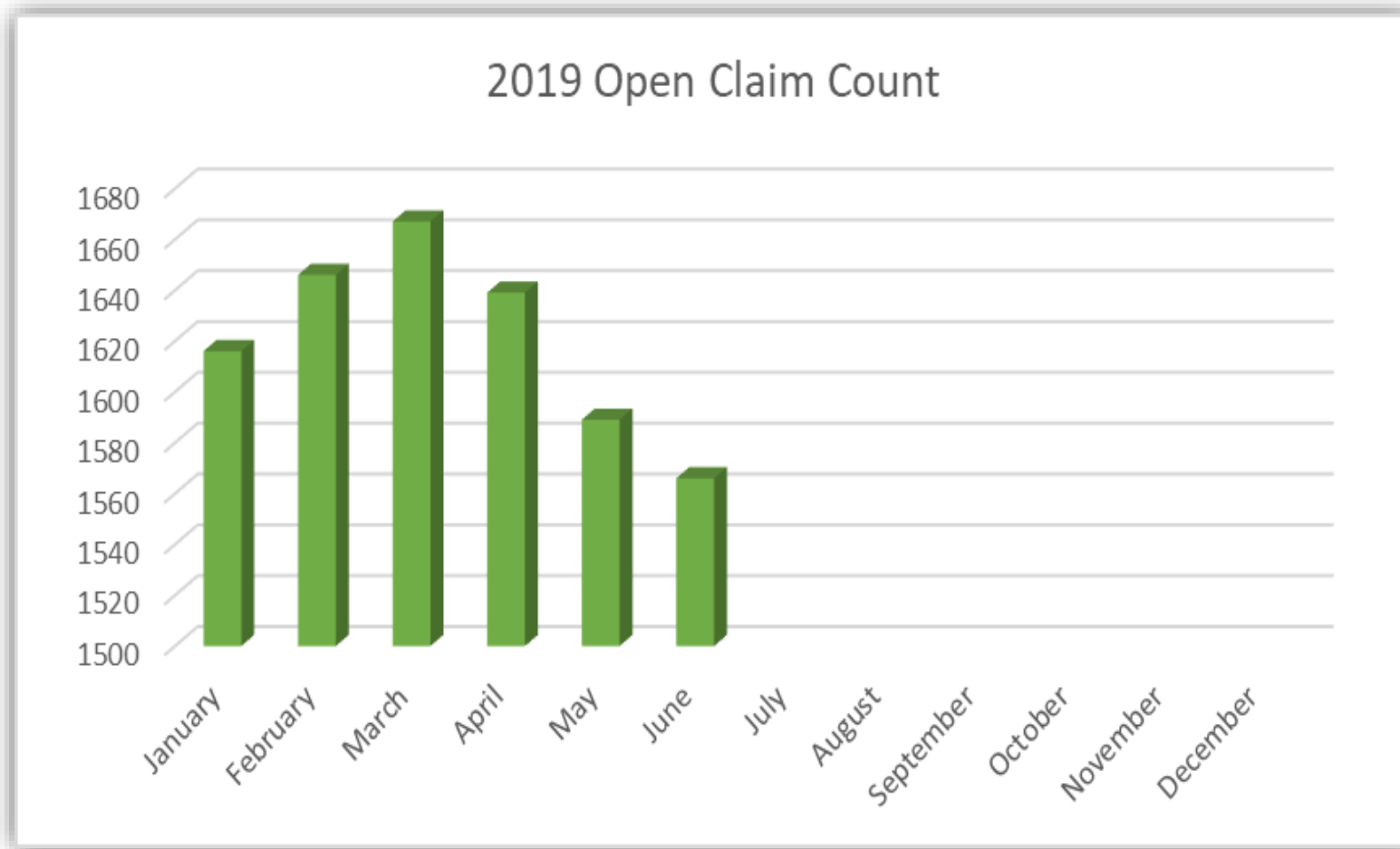
# GSMJIF Commissioner Claim Overview

June 2019 – Pending (Open) Claims



# GSMJIF Commissioner Claim Overview

## 2019 Historical Pending (Open) Claims





# GSMJIF Commissioner Claim Overview

## 2019 – Subrogation Gross Recovery

