



**GSMJIF - COMM MEETING PAY SUMMARY REPORT**  
**December 2019 Report**

**December**

<b>WC</b>			
<b>TWP</b>	<b>TPA</b>		
Par Troy Hills	D&H	\$	54,172
Bloomfield	D&H	\$	39,106
Morristown	D&H	\$	28,875
Roxbury	D&H	\$	9,193
North Bergen	CRC	\$	48,783
Linden	Inservco	\$	154,740
All Other	QL	\$	1,121,934
<b>Total WC</b>		<b>\$</b>	<b>1,456,804</b>

**Grand Total December**

Post 2012 CLAIMS	5,283,402
Prior 2012 CLAIMS	62,806

**TOTAL PAID**

**5,346,208**

---

<b>PAL</b>			
<b>ALL TWP</b>			
AL	NIP/QL	\$	57,236
APD	NIP/QL	\$	136,947
EPL	NIP/QL	\$	55,726
GL	NIP/QL	\$	298,403
POL	NIP/QL	\$	49,458
PROP	NIP/QL	\$	3,228,828
<b>Total PAL</b>		<b>\$</b>	<b>3,826,598</b>

WC		\$	1,456,804
PAL		\$	3,826,598
<b>Grand Total post 2012</b>		<b>\$</b>	<b>5,283,402</b>

**PMA PRIOR 2012**

WC	PMA	\$	62,806
PAL	PMA	\$	-
APD PROP	PMA	\$	-
<b>Total Prior 2012</b>		<b>\$</b>	<b>62,806</b>

# GSMJIF Commissioner Claim Overview

## December Data Tables

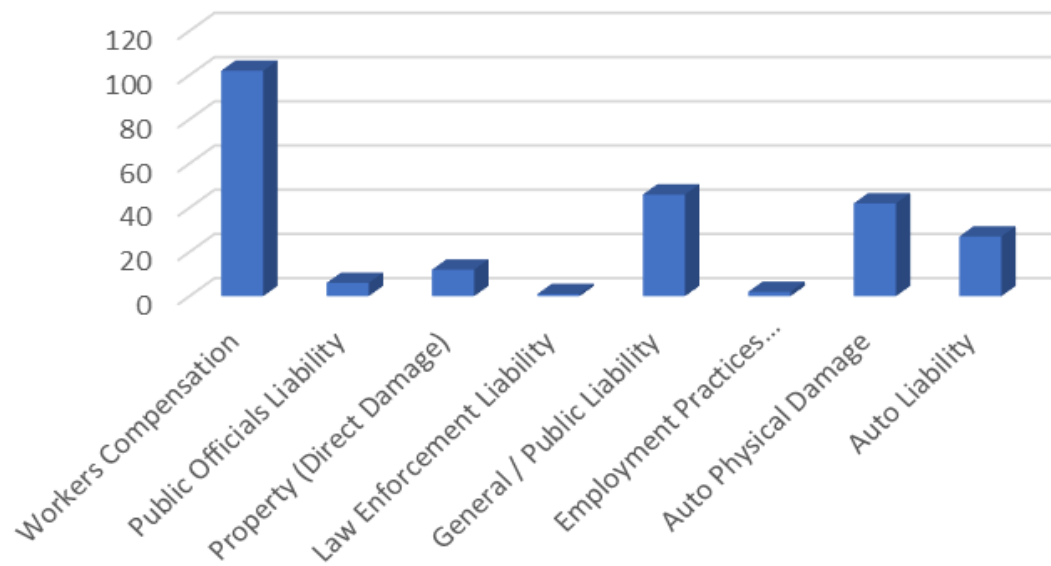
Line of Coverage	New Claim Count	New Claim Incurred Amount	Hist. New Claim Count 2019	Hist. New incurred Amount	Monthly Closed Claim Count	Monthly Closed Incurred Amount	Hist. Closed 2019	Hist. Closed YTD Incurred Amount	ALL Pending (Open) Claims
Workers Compensation	102	\$ 186,209	1429	\$ 15,133,348	147	\$ 1,849,833	1478	\$ 15,994,692	1118
Public Officials Liability	6	\$ 104,500	56	\$ 515,233	6	\$ 30,991	59	\$ 223,156	28
Property (Direct Damage)	12	\$ 57,500	177	\$ 4,585,329	11	\$ 4,265	171	\$ 2,890,266	53
Law Enforcement Liability	1	\$ 31,000	52	\$ 1,240,255	3	\$ 211	56	\$ 683,457	56
General / Public Liability	46	\$ 92,600	632	\$ 720,117	57	\$ 303,802	716	\$ 2,682,583	161
Employment Practices Liability	2	\$ 203,000	37	\$ 1,821,223	0	\$ -	34	\$ 3,301,233	43
Auto Physical Damage	42	\$ 76,384	515	\$ 1,448,565	30	\$ 119,709	518	\$ 955,337	101
Auto Liability	27	\$ 26,888	261	\$ 281,786	22	\$ 6,277	284	\$ 187,394	66
<b>Total:</b>	<b>238</b>	<b>\$ 778,080</b>	<b>3159</b>	<b>\$ 25,745,857</b>	<b>276</b>	<b>\$ 2,315,088</b>	<b>3316</b>	<b>\$ 26,918,117</b>	<b>1626</b>

GSMJIF Monthly Subrogation Gross Recovery 2019						Total
Month	WC	APD/Prop	LIAB	15% Fee Collected		
January	\$ 385,739	\$ 29,294	\$ -	\$ 4,394	\$	415,033
February	\$ 30,717	\$ 44,959	\$ -	\$ 6,744	\$	75,676
March	\$ 267	\$ 4,093	\$ -	\$ 610	\$	4,360
April	\$ 45,759	\$ 82,378	\$ -	\$ 11,513	\$	128,137
May	\$ 2,000	\$ 85,935	\$ -	\$ 11,496	\$	87,935
June	\$ 4,009	\$ 40,045	\$ -	\$ 4,776	\$	44,054
July	\$ 62,266	\$ 157,696	\$ -	\$ 23,639	\$	219,962
August	\$ -	\$ 30,036	\$ -	\$ 4,885	\$	30,036
September	\$ 162,444	\$ 32,465	\$ -	\$ 4,849	\$	194,909
October	\$ 22,065.41	\$ 89,554.12	\$ -	\$ 6,082	\$	111,620
November	\$ -	\$ 72,147.14	\$ -	\$ 10,822	\$	72,147
December	\$ 104,750.00	\$ 57,136.45	\$ -	\$ 8,570	\$	161,886
Year to Date:	\$ 820,017	\$ 725,737	\$ -	\$ 98,381	\$	1,545,754

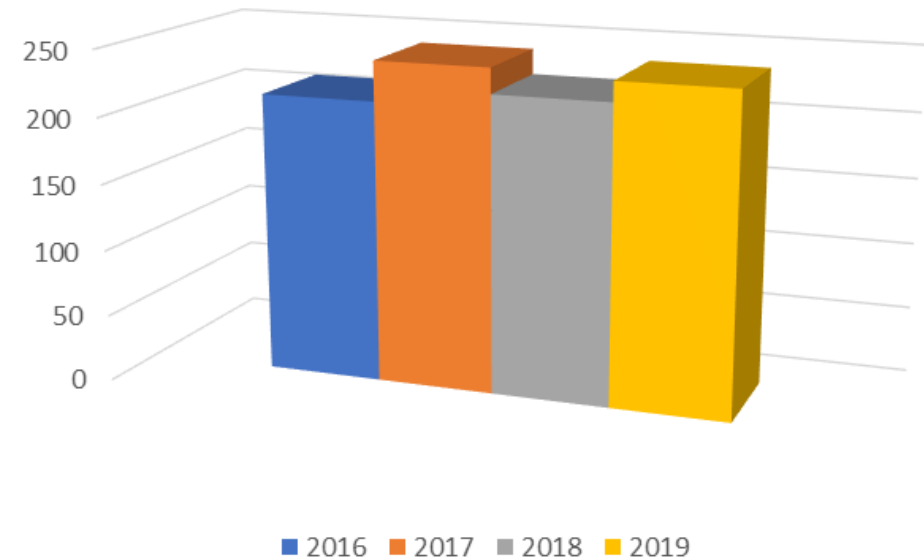
# GSMJIF Commissioner Claim Overview

December 2019 – New Claim Frequency

New Claim Count December 2019

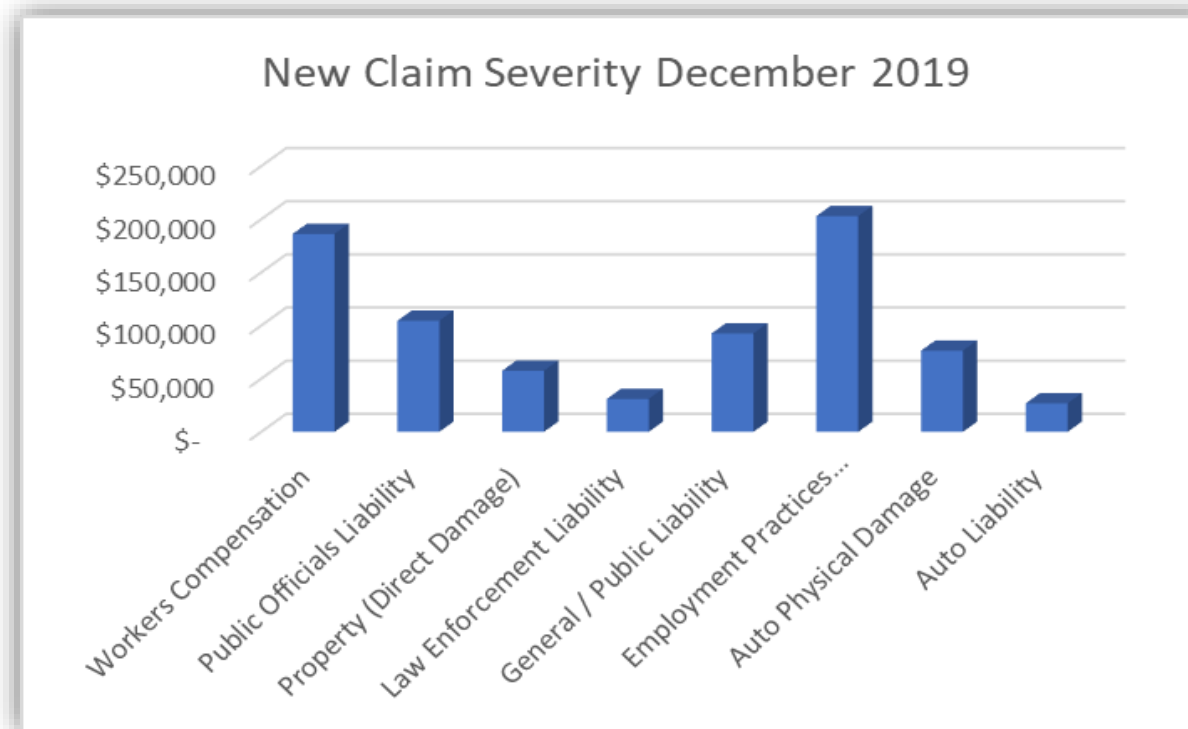


December New Claims by Year



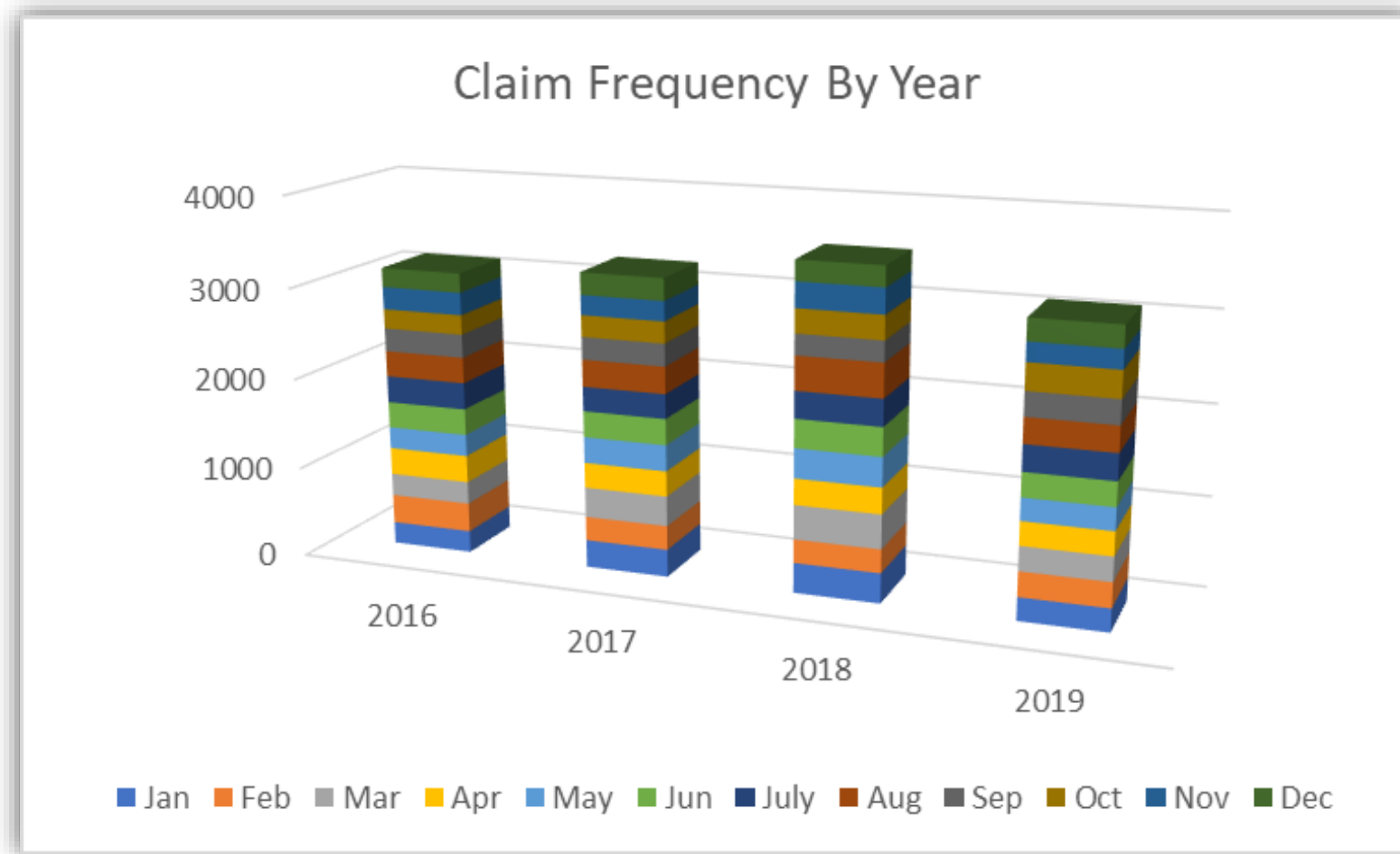
# GSMJIF Commissioner Claim Overview

December 2019 – New Claim Severity



# GSMJIF Commissioner Claim Overview

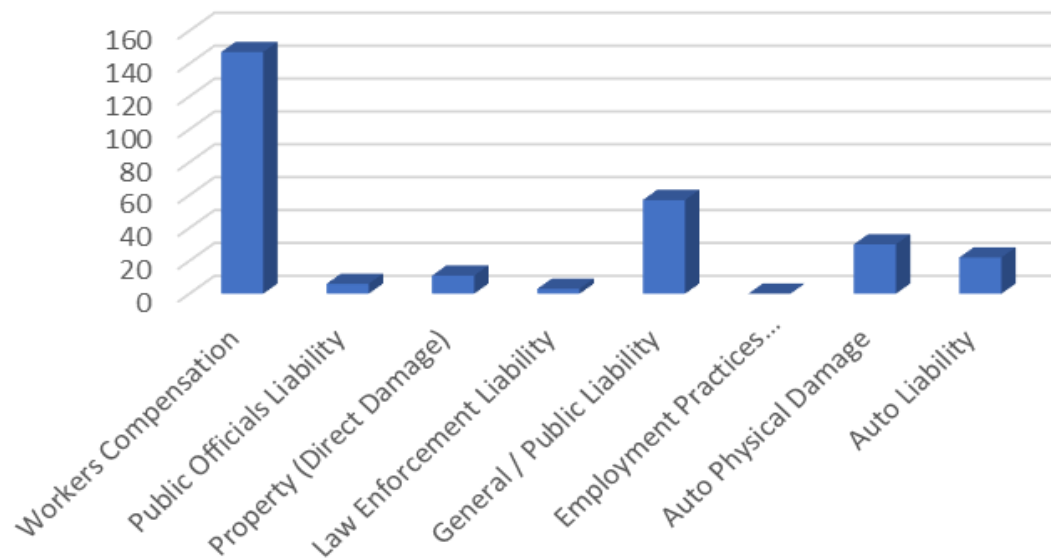
## Historical Frequency



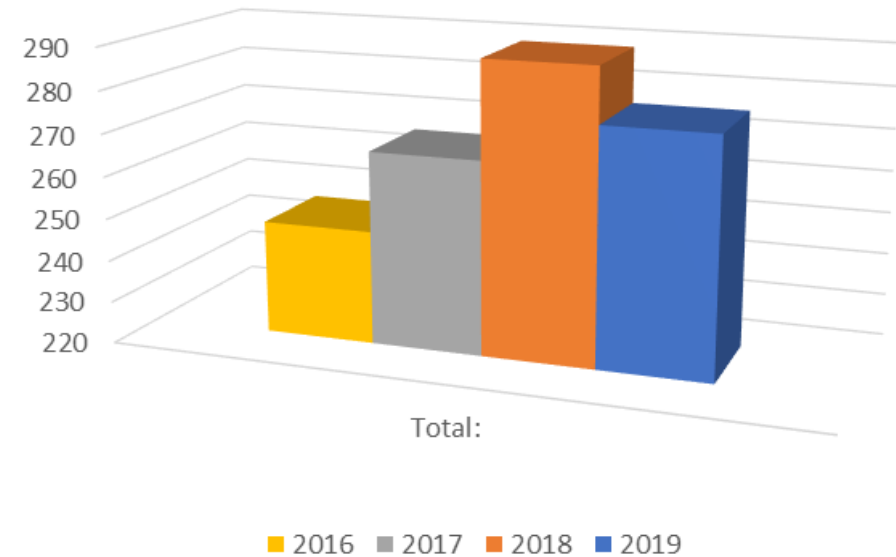
# GSMJIF Commissioner Claim Overview

December 2019 – Closed Claim Frequency

Closed Claim Count December 2019



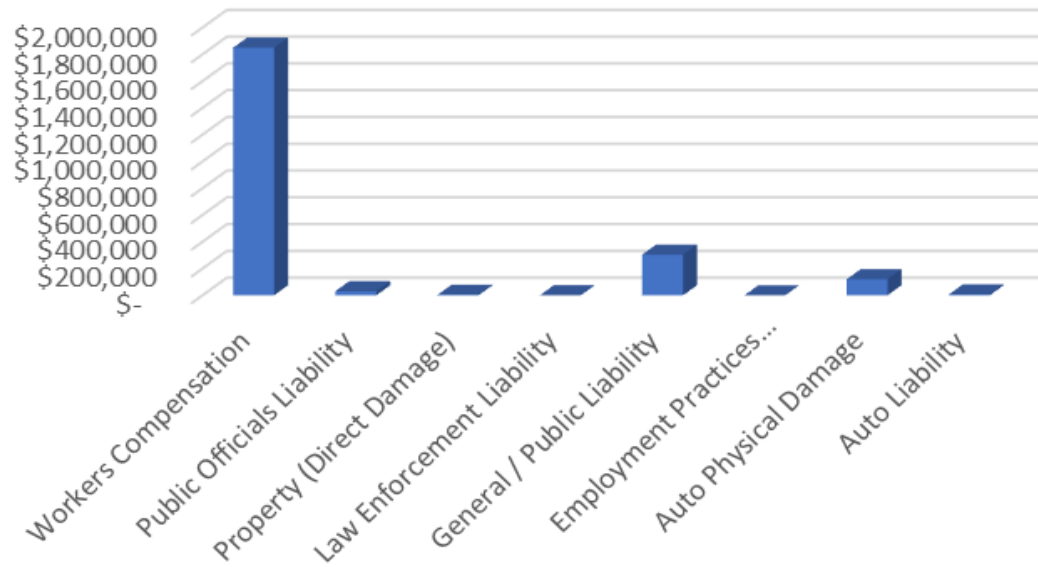
December Closed Claims by Year



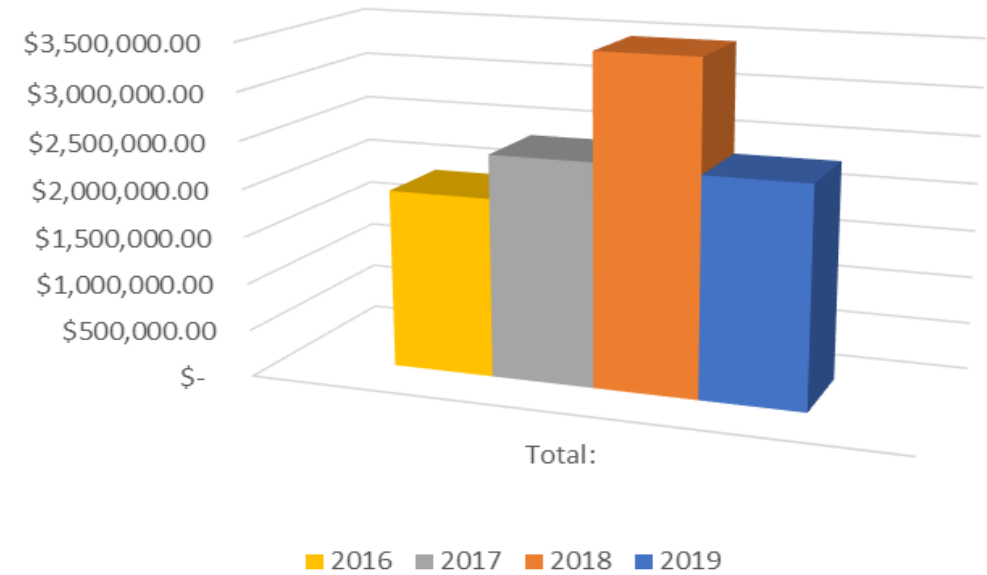
# GSMJIF Commissioner Claim Overview

December 2019 – Closed Claim Severity

### Severity of Closed Claims December 2019

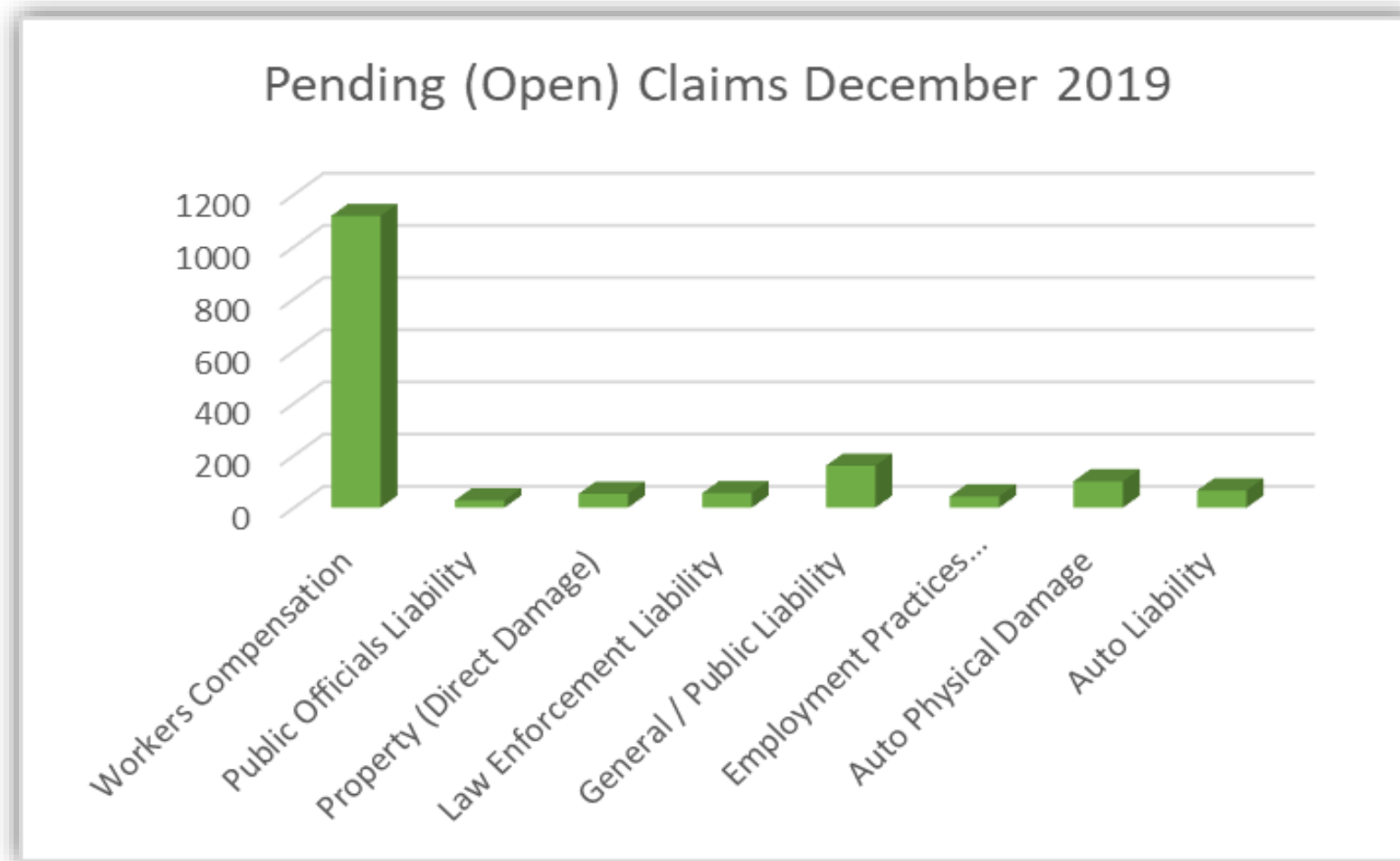


### December Closed Incurred Amounts by Year



# GSMJIF Commissioner Claim Overview

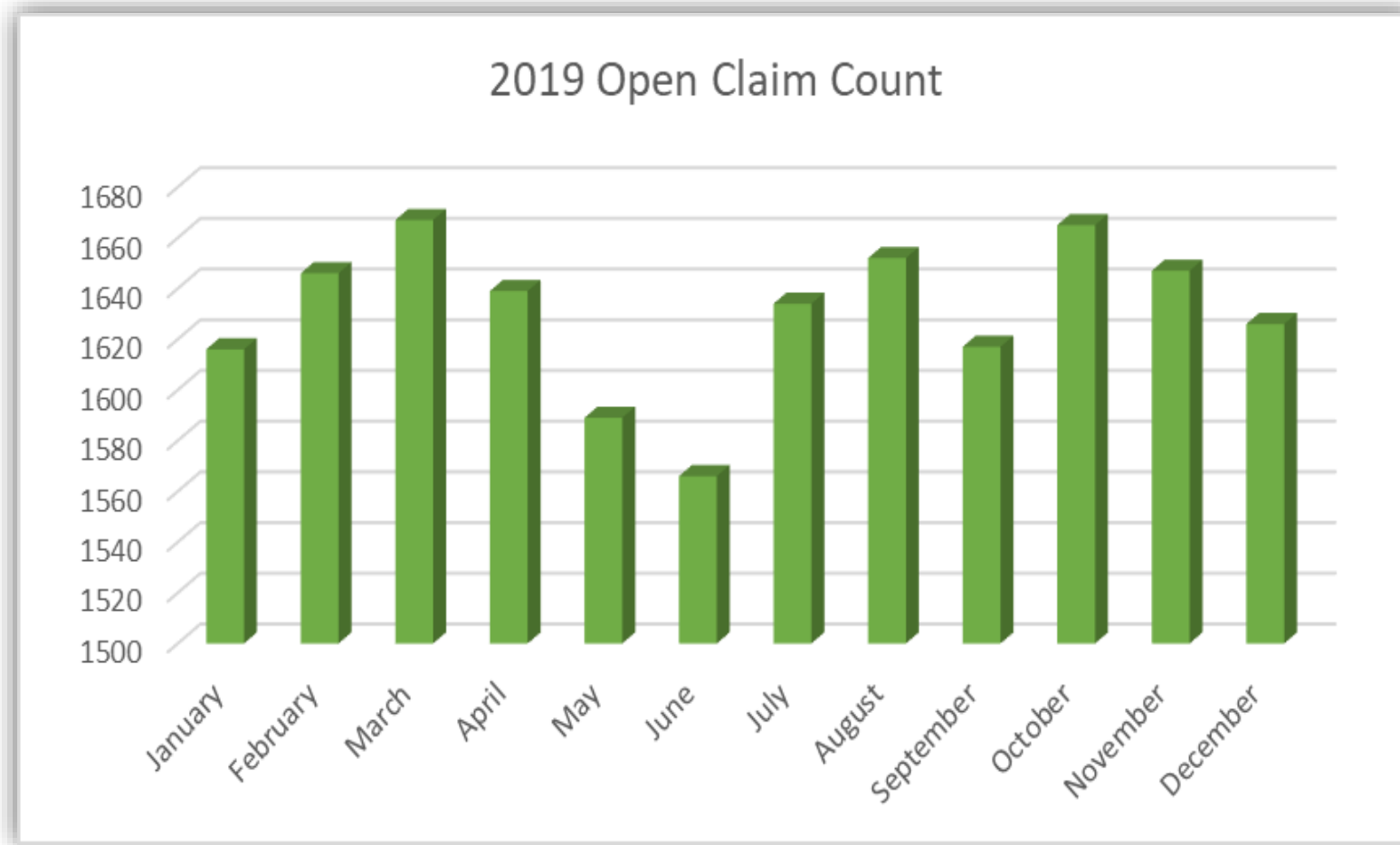
December 2019 – Pending (Open) Claims





# GSMJIF Commissioner Claim Overview

## 2019 Historical Pending (Open) Claims



# GSMJIF Commissioner Claim Overview

## 2019 – Subrogation Gross Recovery

