



GSMJIF - COMM MEETING PAY SUMMARY REPORT

October 2020 Report

October

| WC | | TPA | |
|-----------------|----------|------------|------------------|
| TWP | | | |
| Par Troy Hills | D&H | \$ | 136,460 |
| Bloomfield | D&H | \$ | 37,347 |
| Morristown | D&H | \$ | 24,012 |
| Roxbury | D&H | \$ | 22,113 |
| North Bergen | CRC | \$ | 29,271 |
| Linden | Inservco | \$ | 45,278 |
| All Other | QL | \$ | 1,473,782 |
| Total WC | | \$ | 1,768,262 |

Grand Total September

| | |
|-------------------|-----------|
| Post 2012 CLAIMS | 3,869,851 |
| Prior 2012 CLAIMS | 32,254 |

TOTAL PAID 3,902,105

| PAL | | ALL TWP | |
|------------------|--------|----------------|------------------|
| AL | NIP/QL | \$ | 162,427 |
| APD | NIP/QL | \$ | 57,394 |
| EPL | NIP/QL | \$ | 241,735 |
| GL | NIP/QL | \$ | 806,005 |
| POL | NIP/QL | \$ | 616,454 |
| PROP | NIP/QL | \$ | 217,574 |
| Total PAL | | \$ | 2,101,589 |

| | | |
|------------------------------|-----------|------------------|
| WC | \$ | 1,768,262 |
| PAL | \$ | 2,101,589 |
| Grand Total post 2012 | \$ | 3,869,851 |

PMA PRIOR 2012

| | | | |
|-------------------------|-----|-----------|---------------|
| WC | PMA | \$ | 32,254 |
| PAL | PMA | \$ | - |
| APD PROP | PMA | \$ | - |
| Total Prior 2012 | | \$ | 32,254 |

GSMJIF Commissioner Claim Overview

October Data Tables

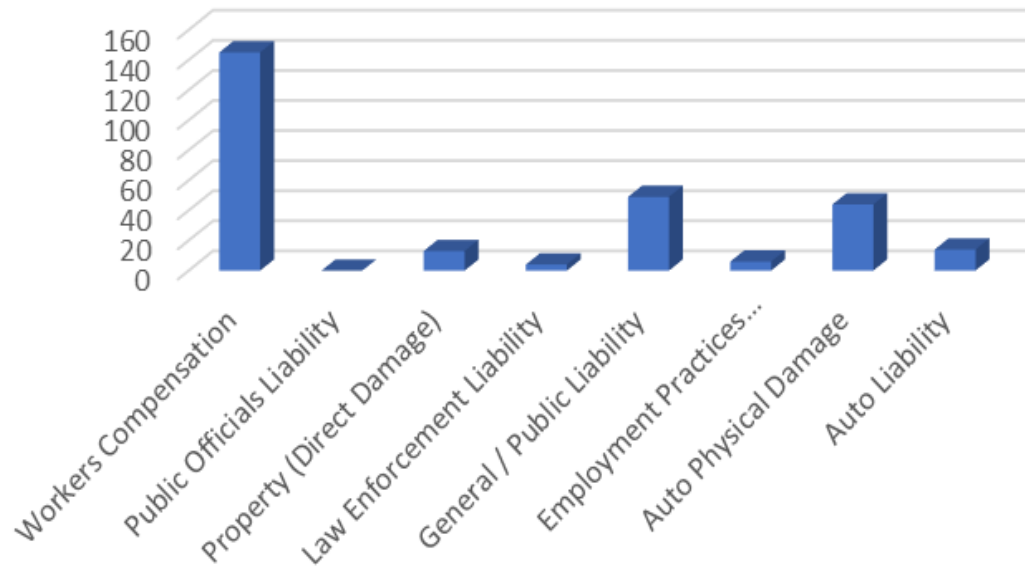
| Line of Coverage | New Claim Count | New Claim Incurred Amount | Hist. New Claim Count 2020 | Hist. New incurred Amount | Monthly Closed Claim Count | Monthly Closed Incurred Amount | Hist. Closed 2020 | Hist. Closed YTD Incurred Amount | ALL Pending (Open) Claims |
|--------------------------------|-----------------|---------------------------|----------------------------|---------------------------|----------------------------|--------------------------------|-------------------|----------------------------------|---------------------------|
| Workers Compensation | 145 | \$ 748,927 | 1391 | \$ 12,456,637 | 126 | \$ 833,196 | 1342 | \$ 14,128,931 | 1242 |
| Public Officials Liability | 0 | \$ - | 33 | \$ 253,670 | 2 | \$ 1,106,405 | 32 | \$ 1,333,706 | 32 |
| Property (Direct Damage) | 13 | \$ 43,299 | 127 | \$ 1,200,955 | 10 | \$ 142,468 | 107 | \$ 3,862,297 | 77 |
| Law Enforcement Liability | 4 | \$ 35,813 | 36 | \$ 469,121 | 6 | \$ 23,415 | 46 | \$ 3,563,939 | 53 |
| General / Public Liability | 49 | \$ 108,650 | 470 | \$ 874,227 | 47 | \$ 16,706 | 427 | \$ 874,567 | 272 |
| Employment Practices Liability | 6 | \$ 160,500 | 39 | \$ 1,353,027 | 2 | \$ 9,919 | 22 | \$ 1,755,704 | 66 |
| Auto Physical Damage | 44 | \$ 38,573 | 357 | \$ 673,113 | 30 | \$ 136,371 | 339 | \$ 588,387 | 123 |
| Auto Liability | 14 | \$ 4,750 | 161 | \$ 273,244 | 9 | \$ 6,872 | 160 | \$ 112,603 | 71 |
| Total: | 275 | \$ 1,140,512 | 2614 | \$ 17,553,993 | 232 | \$ 2,275,352 | 2475 | \$ 26,220,134 | 1936 |

| GSMJIF Monthly Subrogation Gross Recovery 2020 | | | | | | Total |
|--|---------------|--------------|------|-------------------|----|-----------|
| Month | WC | APD/Prop | LIAB | 15% Fee Collected | | |
| January | \$ 42,990 | \$ 179,422 | \$ - | \$ 14,801 | \$ | 222,412 |
| February | \$ 215,590 | \$ 64,552 | \$ - | \$ 7,167 | \$ | 280,142 |
| March | \$ 50,989 | \$ 62,529 | \$ - | \$ 9,379 | \$ | 113,518 |
| April | \$ 40,945 | \$ 50,081 | \$ - | \$ 7,512 | \$ | 91,026 |
| May | \$ 26,764 | \$ 57,591 | \$ - | \$ 8,636 | \$ | 84,355 |
| June | \$ - | \$ 8,659 | \$ - | \$ 1,299 | \$ | 8,659 |
| July | \$ 30,899 | \$ 42,251 | \$ - | \$ 6,338 | \$ | 73,150 |
| August | \$ - | \$ - | \$ - | \$ - | \$ | - |
| September | \$ 38,980 | \$ 21,519 | \$ - | \$ 3,058 | \$ | 63,557 |
| October | \$ 100,000.00 | \$ 18,263.78 | \$ - | \$ 2,740 | \$ | 118,264 |
| November | | | | | \$ | - |
| December | | | | | \$ | - |
| Year to Date: | \$ 547,156 | \$ 504,868 | \$ - | \$ 60,930 | \$ | 1,052,025 |

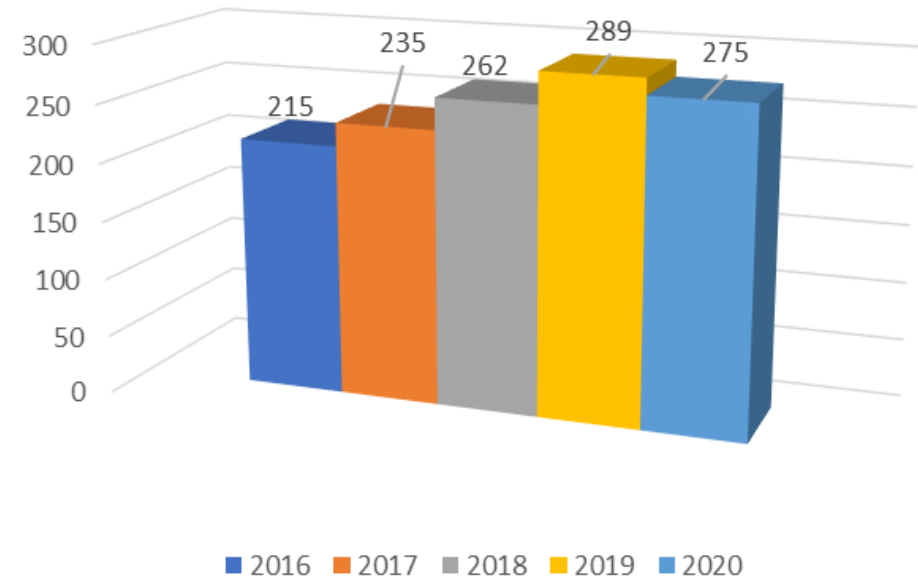
GSMJIF Commissioner Claim Overview

October 2020 – New Claim Frequency

New Claim Count October 2020

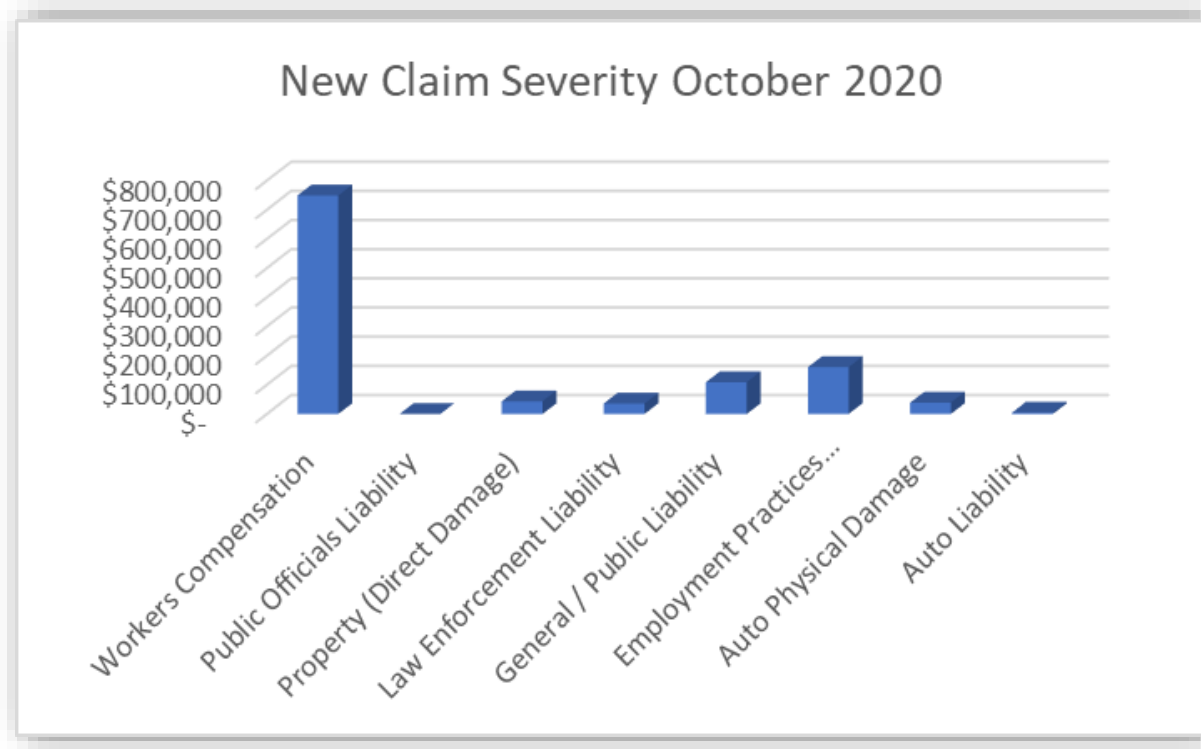


October New Claims by Year



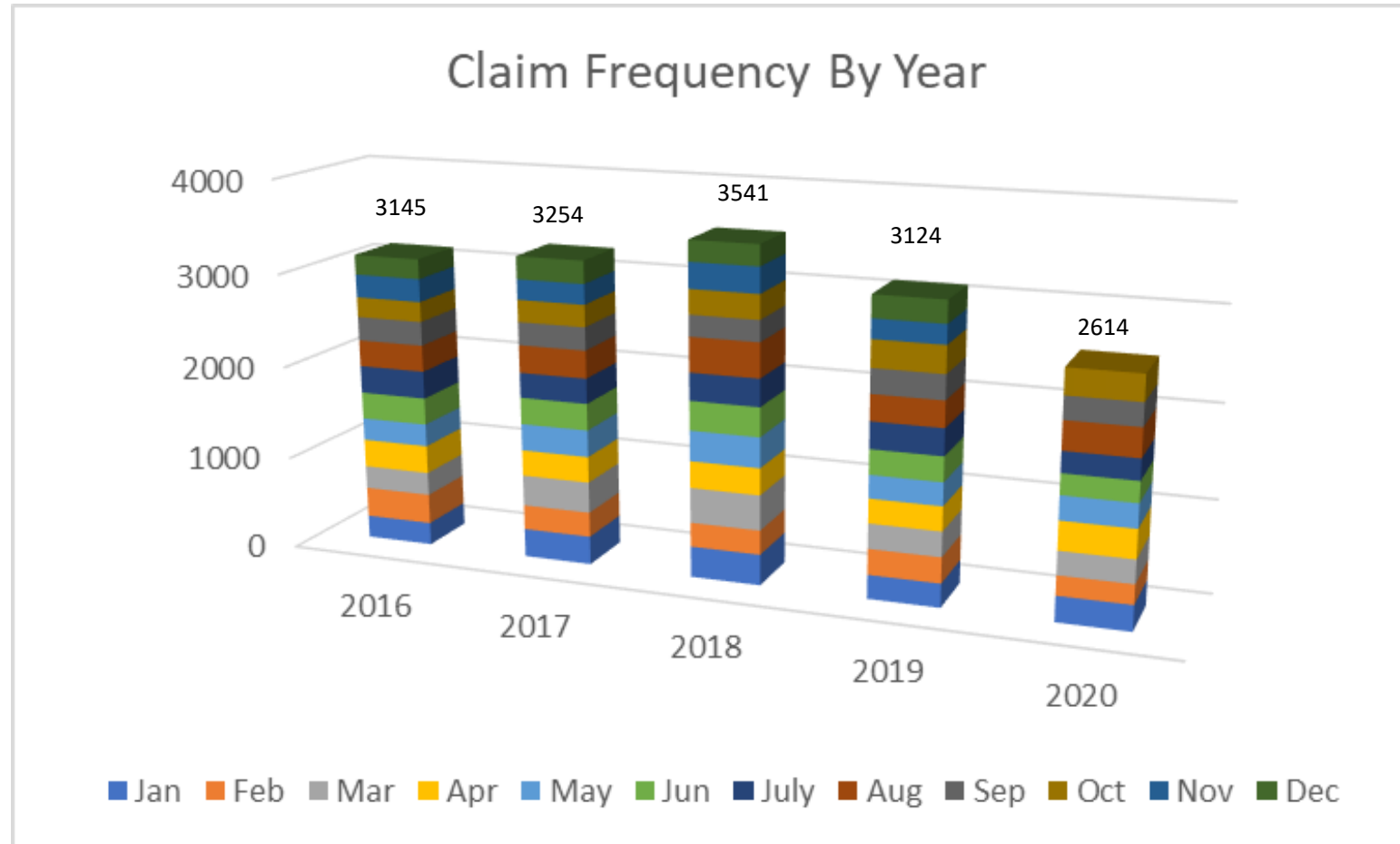
GSMJIF Commissioner Claim Overview

October 2020– New Claim Severity



GSMJIF Commissioner Claim Overview

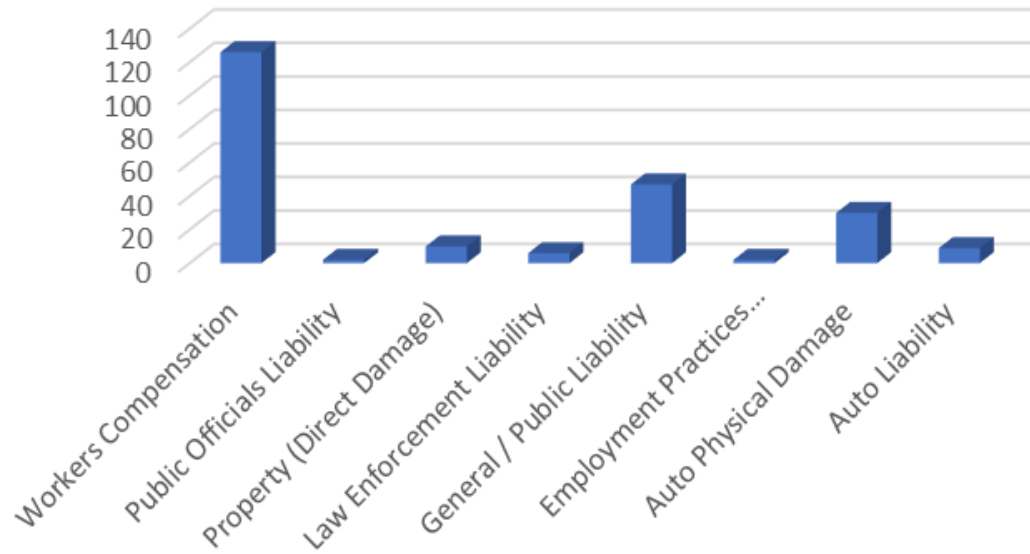
Historical Frequency



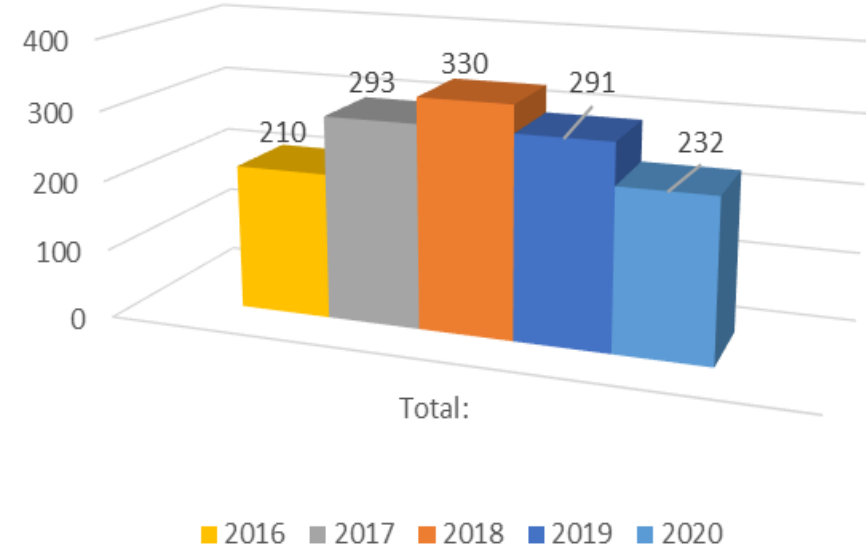
GSMJIF Commissioner Claim Overview

October 2020 – Closed Claim Frequency

Closed Claim Count October 2020



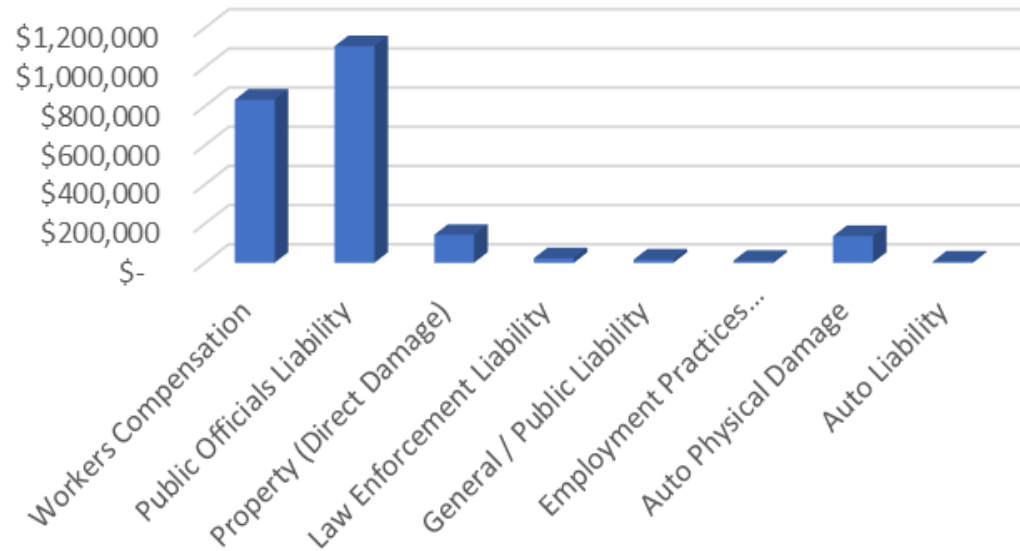
October Closed Claims by Year



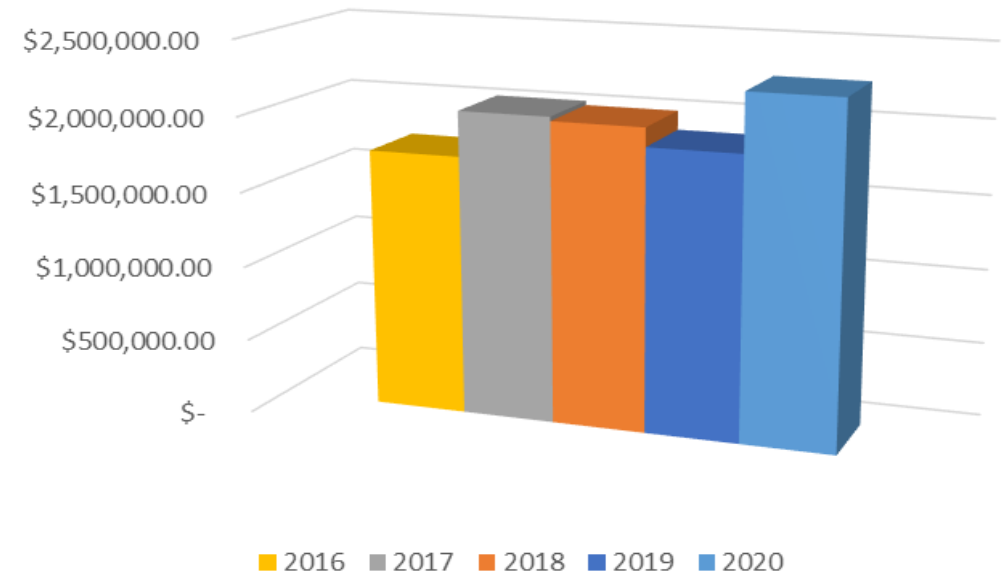
GSMJIF Commissioner Claim Overview

October 2020 – Closed Claim Severity

Severity of Closed Claims October 2020



October Closed Incurred Amounts by Year



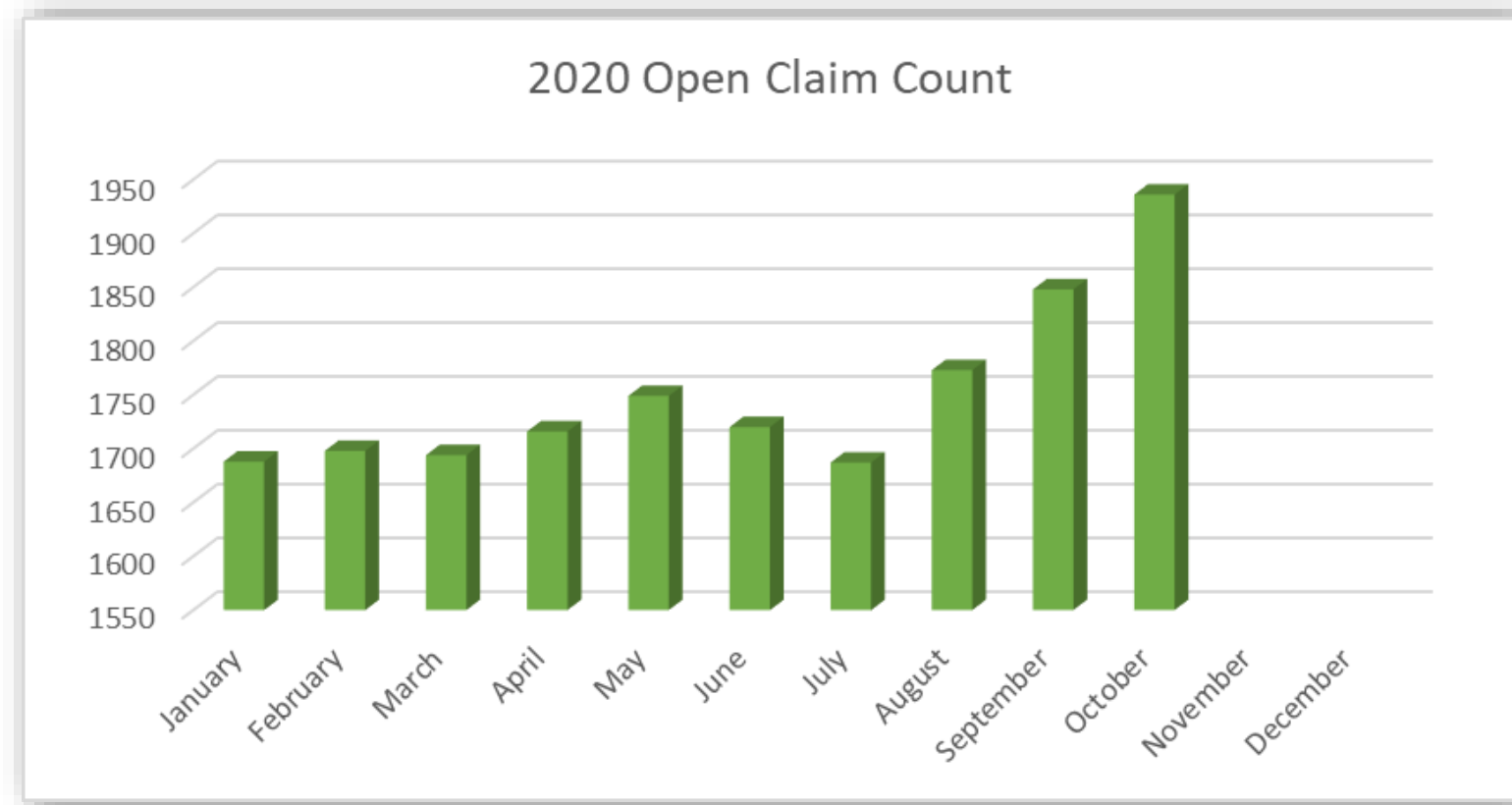
GSMJIF Commissioner Claim Overview

October 2020 – Pending (Open) Claims



GSMJIF Commissioner Claim Overview

2020 Historical Pending (Open) Claims



GSMJIF Commissioner Claim Overview

2020 – Subrogation Gross Recovery

