



GSMJIF - COMM MEETING PAY SUMMARY REPORT

September 2020 Report

September

WC			
TWP			
Par Troy Hills	D&H	\$	297,008
Bloomfield	D&H	\$	58,879
Morristown	D&H	\$	17,069
Roxbury	D&H	\$	11,052
North Bergen	CRC	\$	74,859
Linden	Inservco	\$	64,470
All Other	QL	\$	1,446,308
Total WC		\$	1,969,645

Grand Total September

Post 2012 CLAIMS	2,502,403
Prior 2012 CLAIMS	0

TOTAL PAID **2,502,403**

PAL			
ALL TWP			
AL	NIP/QL	\$	145,494
APD	NIP/QL	\$	67,694
EPL	NIP/QL	\$	56,524
GL	NIP/QL	\$	97,862
POL	NIP/QL	\$	82,592
PROP	NIP/QL	\$	82,592
Total PAL		\$	532,758

WC		\$	1,969,645
PAL		\$	532,758
Grand Total post 2012		\$	2,502,403

PMA PRIOR 2012

WC	PMA	N/P	
PAL	PMA	\$	-
APD PROP	PMA	\$	-
Total Prior 2012		\$	-

GSMJIF Commissioner Claim Overview

September Data Tables

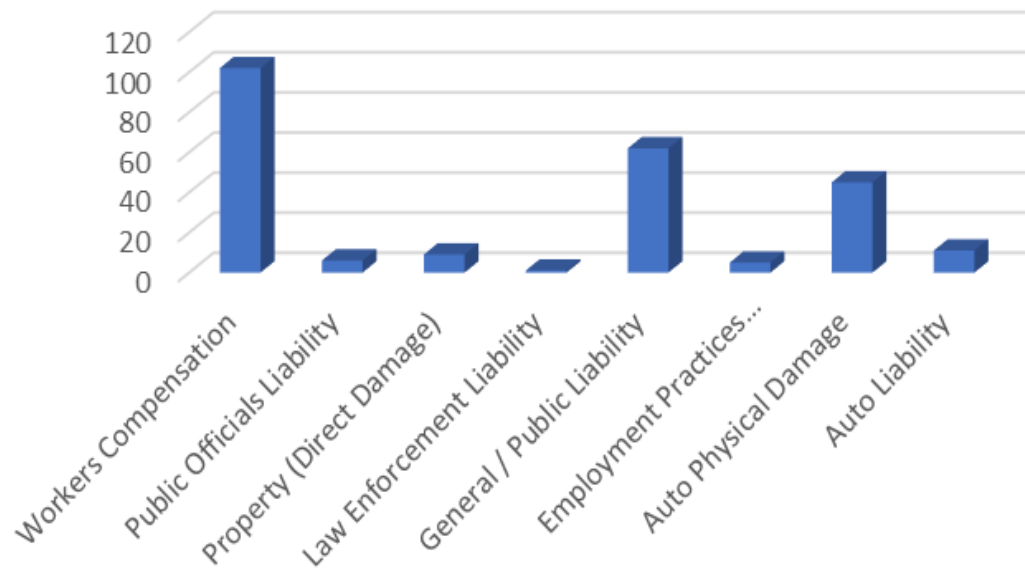
Line of Coverage	New Claim Count	New Claim Incurred Amount	Hist. New Claim Count 2020	Hist. New incurred Amount	Monthly Closed Claim Count	Monthly Closed Incurred Amount	Hist. Closed 2020	Hist. Closed YTD Incurred Amount	ALL Pending (Open) Claims
Workers Compensation	102	\$ 501,084	1245	\$ 11,002,502	117	\$ 2,491,683	1234	\$ 13,817,410	1198
Public Officials Liability	6	\$ 41,000	33	\$ 253,598	2	\$ -	30	\$ 226,317	34
Property (Direct Damage)	9	\$ 63,000	113	\$ 1,148,278	16	\$ 203,593	99	\$ 3,820,385	71
Law Enforcement Liability	1	\$ -	32	\$ 433,760	1	\$ -	41	\$ 3,539,826	54
General / Public Liability	62	\$ 144,553	421	\$ 720,675	25	\$ 147,471	385	\$ 892,165	258
Employment Practices Liability	5	\$ 205,000	33	\$ 1,077,577	3	\$ 336,623	20	\$ 1,719,273	62
Auto Physical Damage	45	\$ 109,295	312	\$ 626,828	32	\$ 24,815	309	\$ 454,930	108
Auto Liability	11	\$ 22,938	143	\$ 255,238	9	\$ 4,525	148	\$ 101,667	63
Total:	241	\$ 1,086,869	2332	\$ 15,518,455	205	\$ 3,208,711	2266	\$ 24,571,973	1848

GSMJIF Monthly Subrogation Gross Recovery 2020						Total
Month	WC	APD/Prop	LIAB	15% Fee Collected		
January	\$ 42,990	\$ 179,422	\$ -	\$ 14,801	\$	222,412
February	\$ 215,590	\$ 64,552	\$ -	\$ 7,167	\$	280,142
March	\$ 50,989	\$ 62,529	\$ -	\$ 9,379	\$	113,518
April	\$ 40,945	\$ 50,081	\$ -	\$ 7,512	\$	91,026
May	\$ 26,764	\$ 57,591	\$ -	\$ 8,636	\$	84,355
June	\$ -	\$ 8,659	\$ -	\$ 1,299	\$	8,659
July	\$ 30,899	\$ 42,251	\$ -	\$ 6,338	\$	73,150
August	\$ -	\$ -	\$ -	\$ -	\$	-
September	\$ 38,980	\$ 21,519	\$ -	\$ 3,058	\$	63,557
October					\$	-
November					\$	-
December					\$	-
Year to Date:	\$ 447,156	\$ 486,605	\$ -	\$ 58,190	\$	933,761

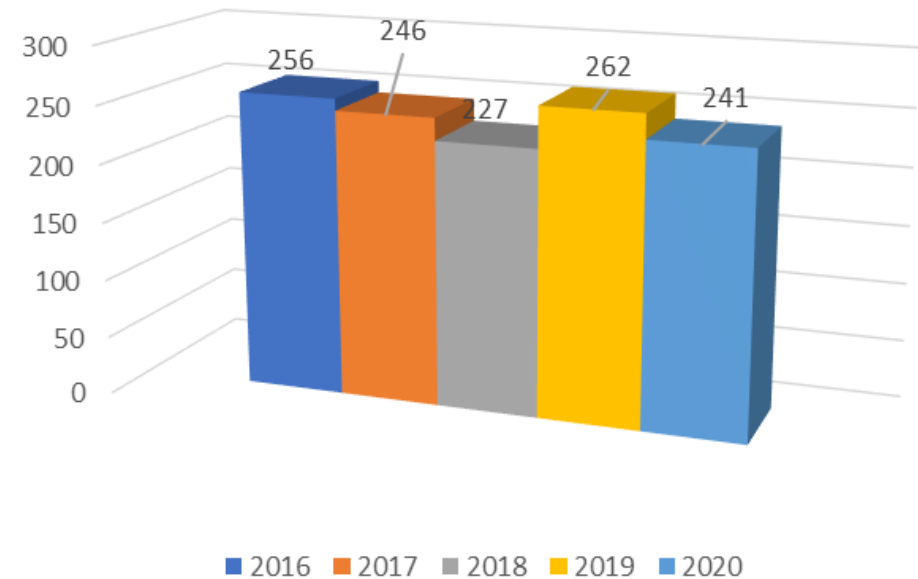
GSMJIF Commissioner Claim Overview

September 2020 – New Claim Frequency

New Claim Count September 2020

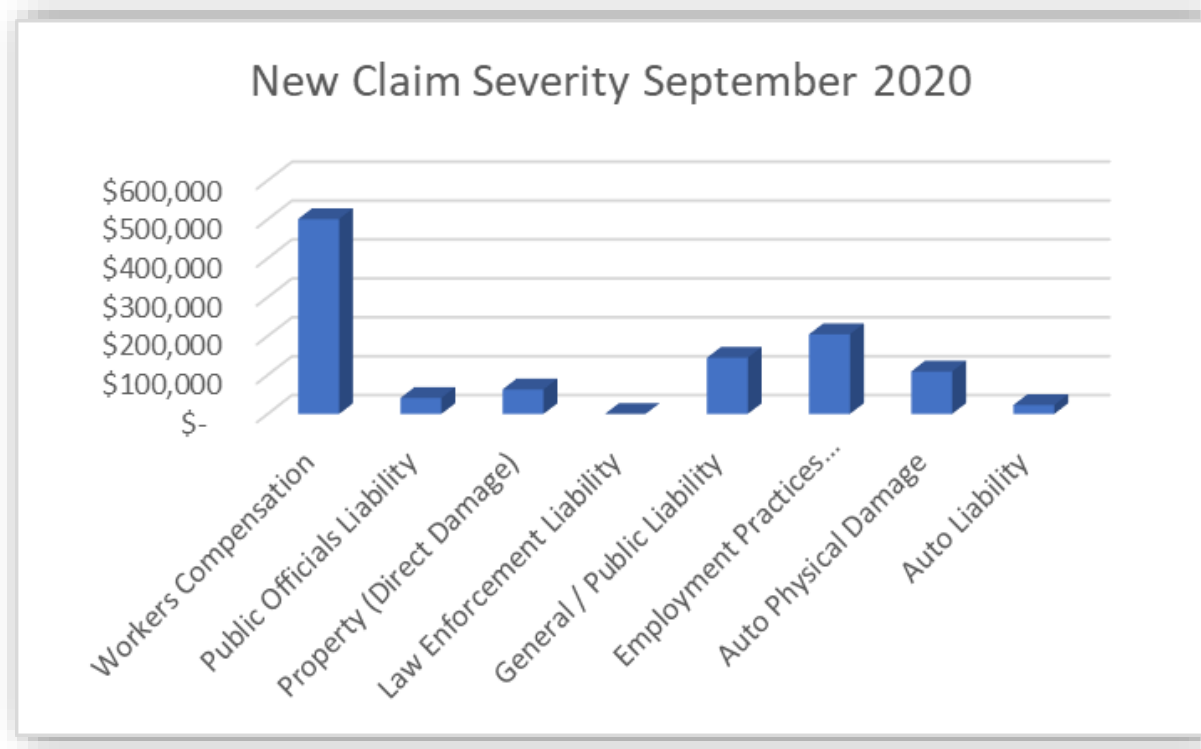


September New Claims by Year



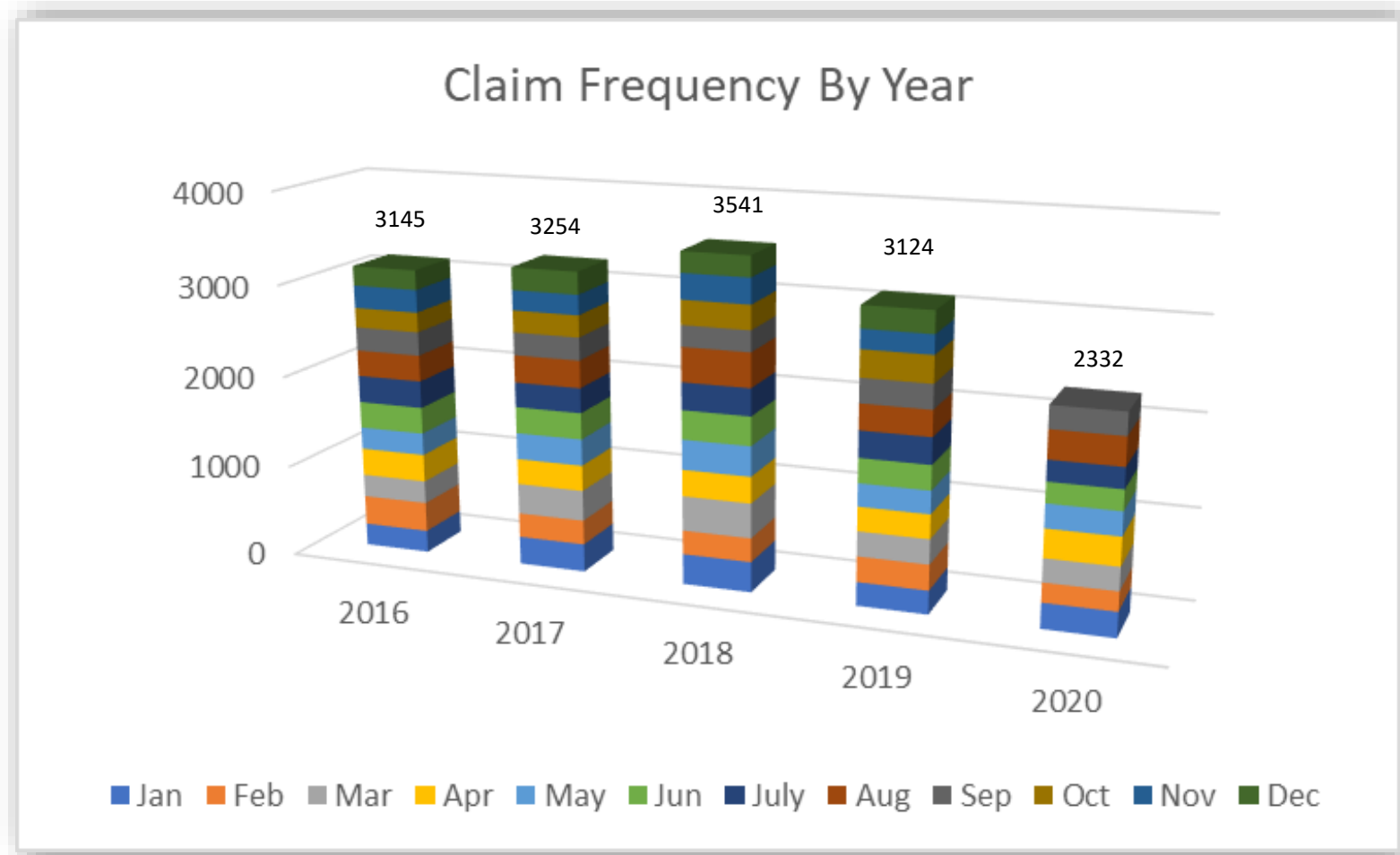
GSMJIF Commissioner Claim Overview

September 2020– New Claim Severity



GSMJIF Commissioner Claim Overview

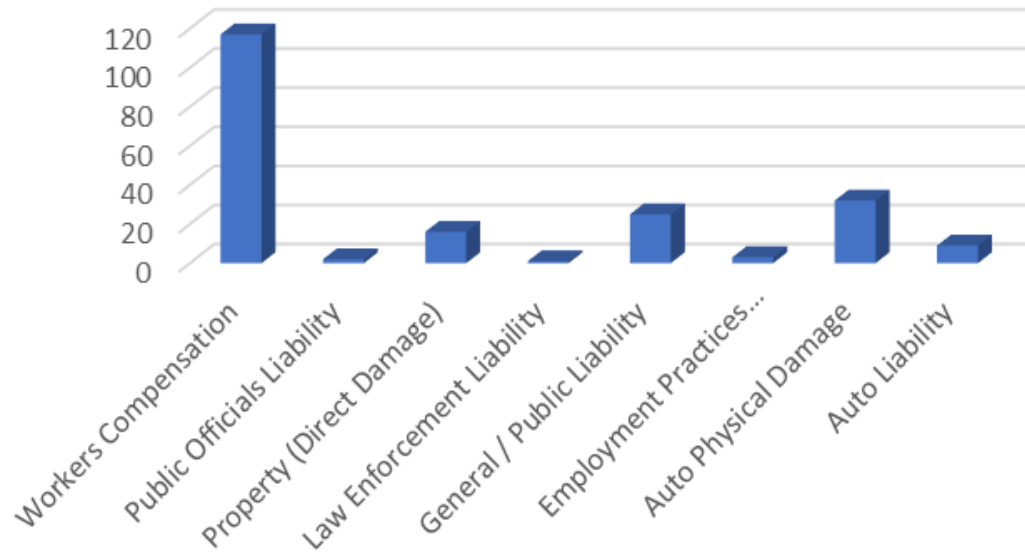
Historical Frequency



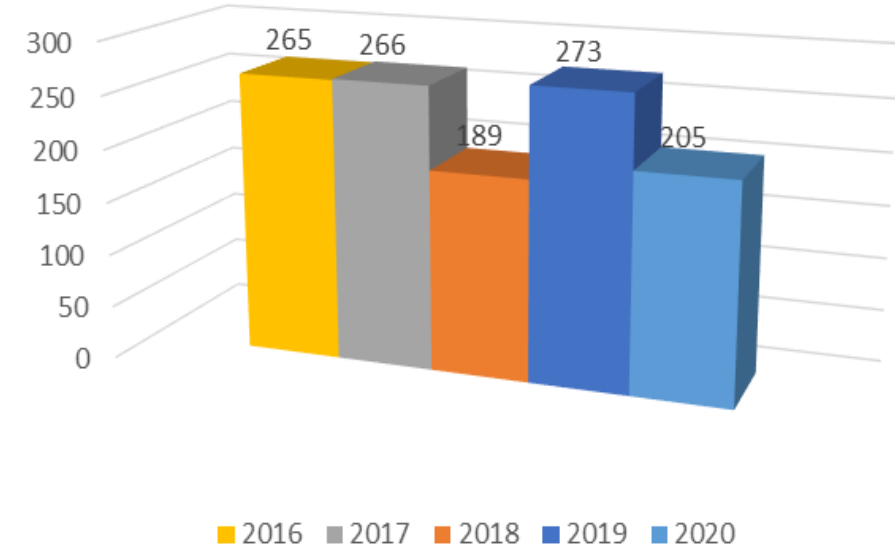
GSMJIF Commissioner Claim Overview

September 2020 – Closed Claim Frequency

Closed Claim Count September 2020



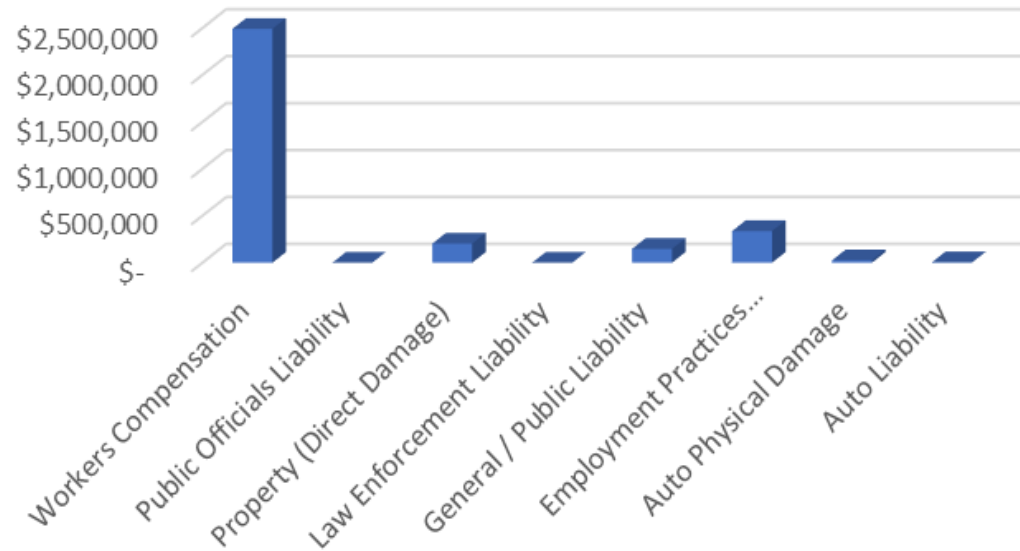
September Closed Claims by Year



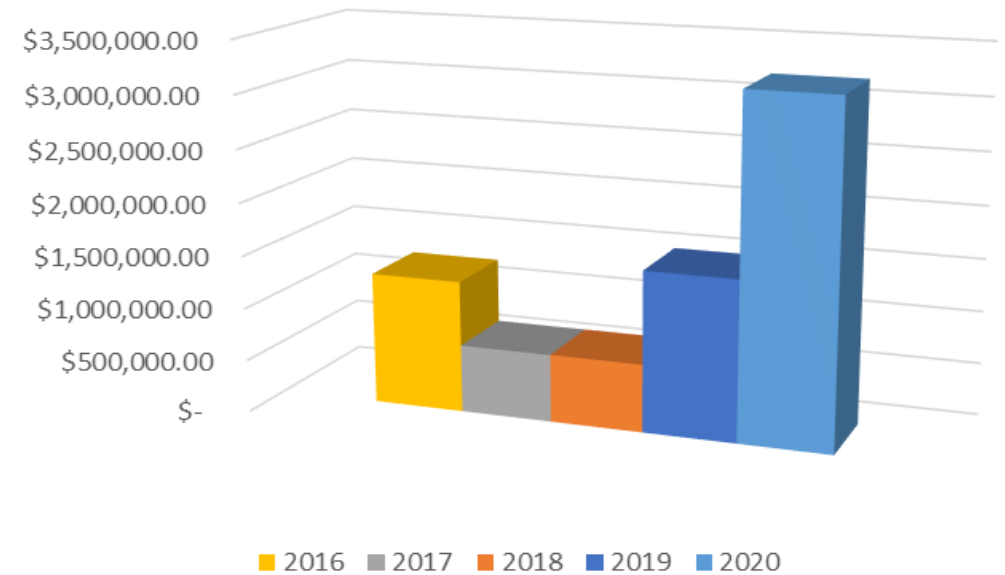
GSMJIF Commissioner Claim Overview

September 2020– Closed Claim Severity

Severity of Closed Claims September 2020

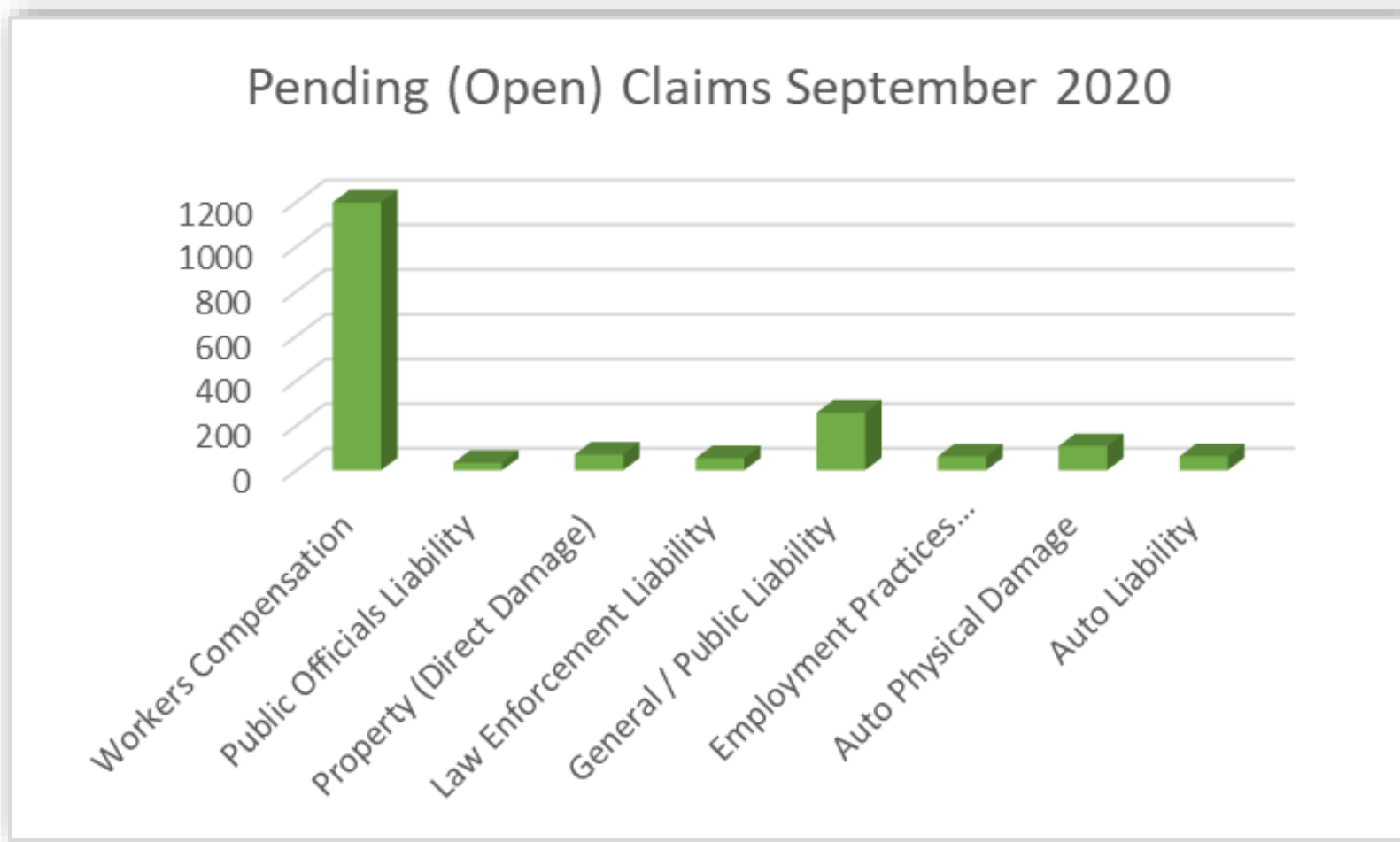


September Closed Incurred Amounts by Year



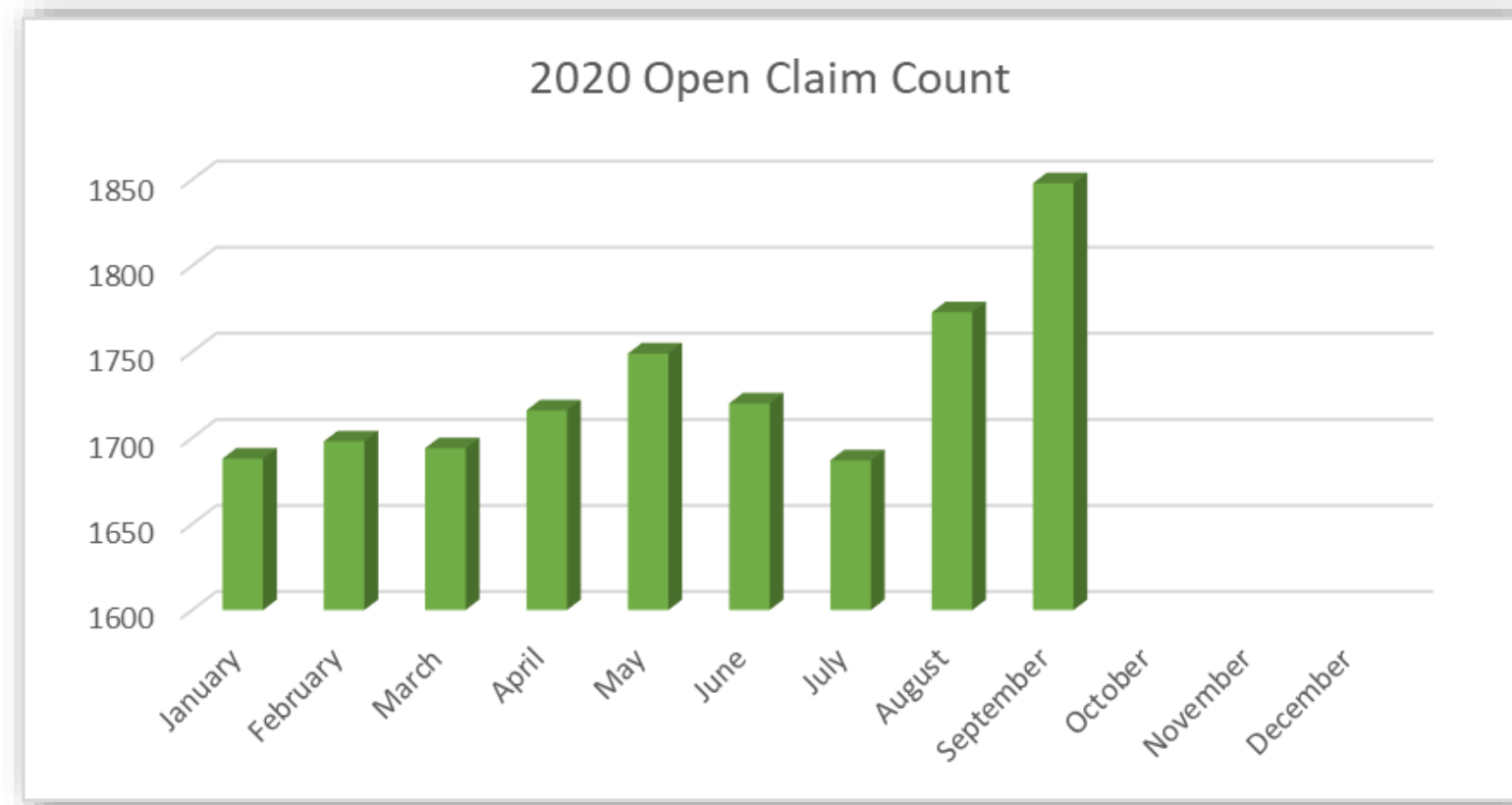
GSMJIF Commissioner Claim Overview

September 2020 – Pending (Open) Claims



GSMJIF Commissioner Claim Overview

2020 Historical Pending (Open) Claims



GSMJIF Commissioner Claim Overview

2020 – Subrogation Gross Recovery

