



GSMJIF - COMM MEETING PAY SUMMARY REPORT
August 2020 Report

August

WC			
TWP		TPA	
Par Troy Hills	D&H	\$	345,701
Bloomfield	D&H	\$	24,930
Morristown	D&H	\$	12,941
Roxbury	D&H	\$	3,868
North Bergen	CRC	\$	35,213
Linden	Inservco	\$	258,934
All Other	QL	\$	1,056,061
Total WC		\$	1,737,648
PAL			
ALL TWP			
AL	NIP/QL	\$	110,576
APD	NIP/QL	\$	82,487
EPL	NIP/QL	\$	82,803
GL	NIP/QL	\$	108,861
POL	NIP/QL	\$	75,585
PROP	NIP/QL	\$	156,285
Total PAL		\$	616,597
WC		\$	1,737,648
PAL		\$	616,597
Grand Total post 2012		\$	2,354,245
PMA PRIOR 2012			
WC	PMA	\$	21,045
PAL	PMA	\$	-
APD PROP	PMA	\$	-
Total Prior 2012		\$	21,045

Grand Total August

Post 2012 CLAIMS	2,354,245
Prior 2012 CLAIMS	21,045

TOTAL PAID **2,375,290**

GSMJIF Commissioner Claim Overview

August Data Tables

Line of Coverage	New Claim Count	New Claim Incurred Amount	Hist. New Claim Count 2020	Hist. New incurred Amount	Monthly Closed Claim Count	Monthly Closed Incurred Amount	Hist. Closed 2020	Hist. Closed YTD Incurred Amount	ALL Pending (Open) Claims
Workers Compensation	142	\$ 320,539	1138	\$ 9,505,602	124	\$ 1,945,018	1128	\$ 11,727,873	1191
Public Officials Liability	1	\$ -	27	\$ 213,598	5	\$ 124,782	29	\$ 226,256	29
Property (Direct Damage)	19	\$ 505,133	102	\$ 1,060,106	6	\$ 53,243	84	\$ 3,618,334	75
Law Enforcement Liability	4	\$ 115,000	31	\$ 464,760	3	\$ 478,595	41	\$ 3,543,831	54
General / Public Liability	66	\$ 52,928	359	\$ 577,112	39	\$ 34,386	366	\$ 800,761	210
Employment Practices Liability	7	\$ 121,000	28	\$ 691,577	3	\$ 11	17	\$ 1,366,489	60
Auto Physical Damage	41	\$ 51,709	267	\$ 513,736	24	\$ 18,287	277	\$ 417,916	95
Auto Liability	24	\$ 30,169	129	\$ 122,046	13	\$ 10,998	139	\$ 95,269	59
Total:	304	\$ 1,196,478	2081	\$ 13,148,536	217	\$ 2,665,321	2081	\$ 21,796,728	1773

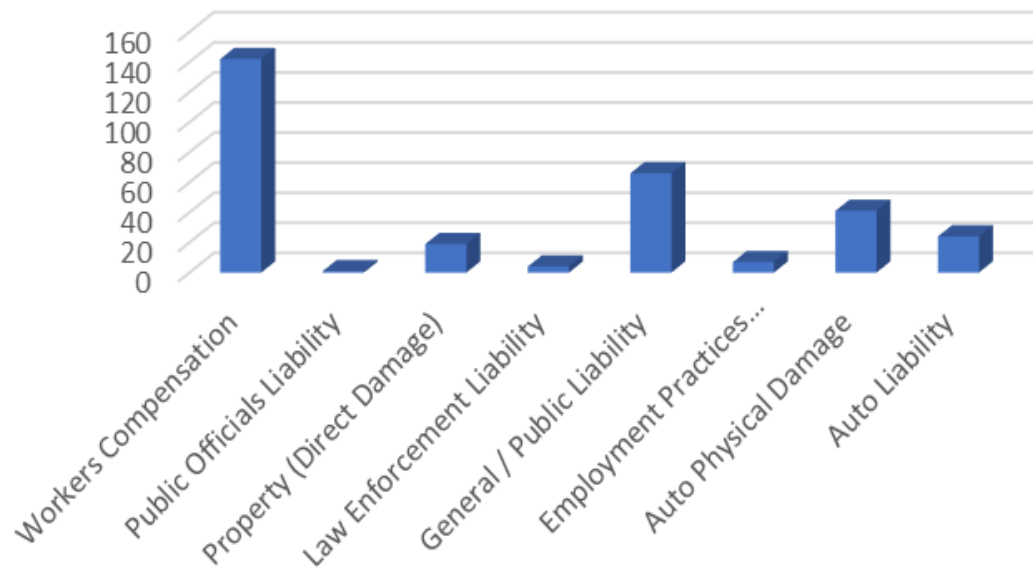
GSMJIF Monthly Subrogation Gross Recovery 2020

Month	WC	APD/Prop	LIAB	15% Fee Collected	Total
January	\$ 42,990	\$ 179,422	\$ -	\$ 14,801	\$ 222,412
February	\$ 215,590	\$ 64,552	\$ -	\$ 7,167	\$ 280,142
March	\$ 50,989	\$ 62,529	\$ -	\$ 9,379	\$ 113,518
April	\$ 40,945	\$ 50,081	\$ -	\$ 7,512	\$ 91,026
May	\$ 26,764	\$ 57,591	\$ -	\$ 8,636	\$ 84,355
June	\$ -	\$ 8,659	\$ -	\$ 1,299	\$ 8,659
July	\$ 30,899	\$ 42,251	\$ -	\$ 6,338	\$ 73,150
August	\$ -	\$ -	\$ -	\$ -	\$ -
September					\$ -
October					\$ -
November					\$ -
December					\$ -
Year to Date:	\$ 408,177	\$ 465,086	\$ -	\$ 55,132	\$ 873,262

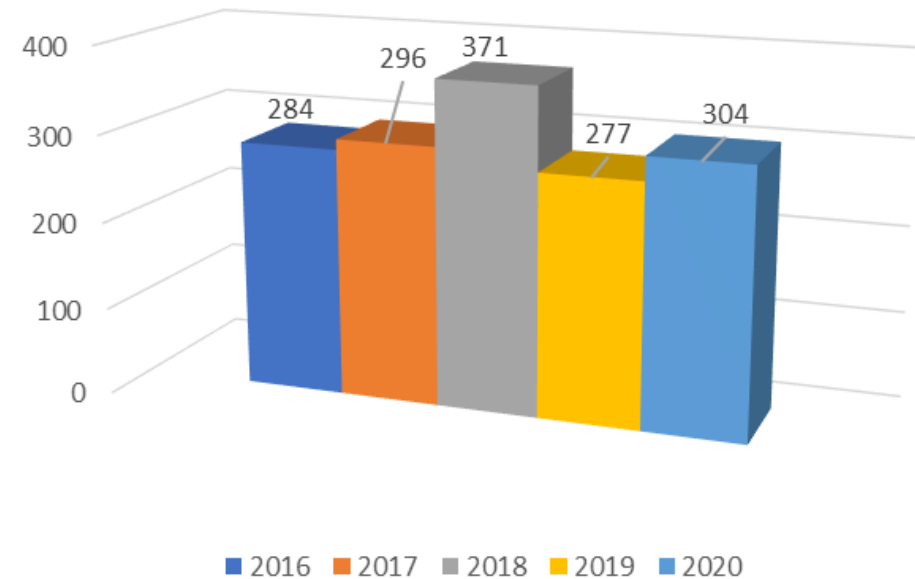
GSMJIF Commissioner Claim Overview

August 2020 – New Claim Frequency

New Claim Count August 2020



August New Claims by Year



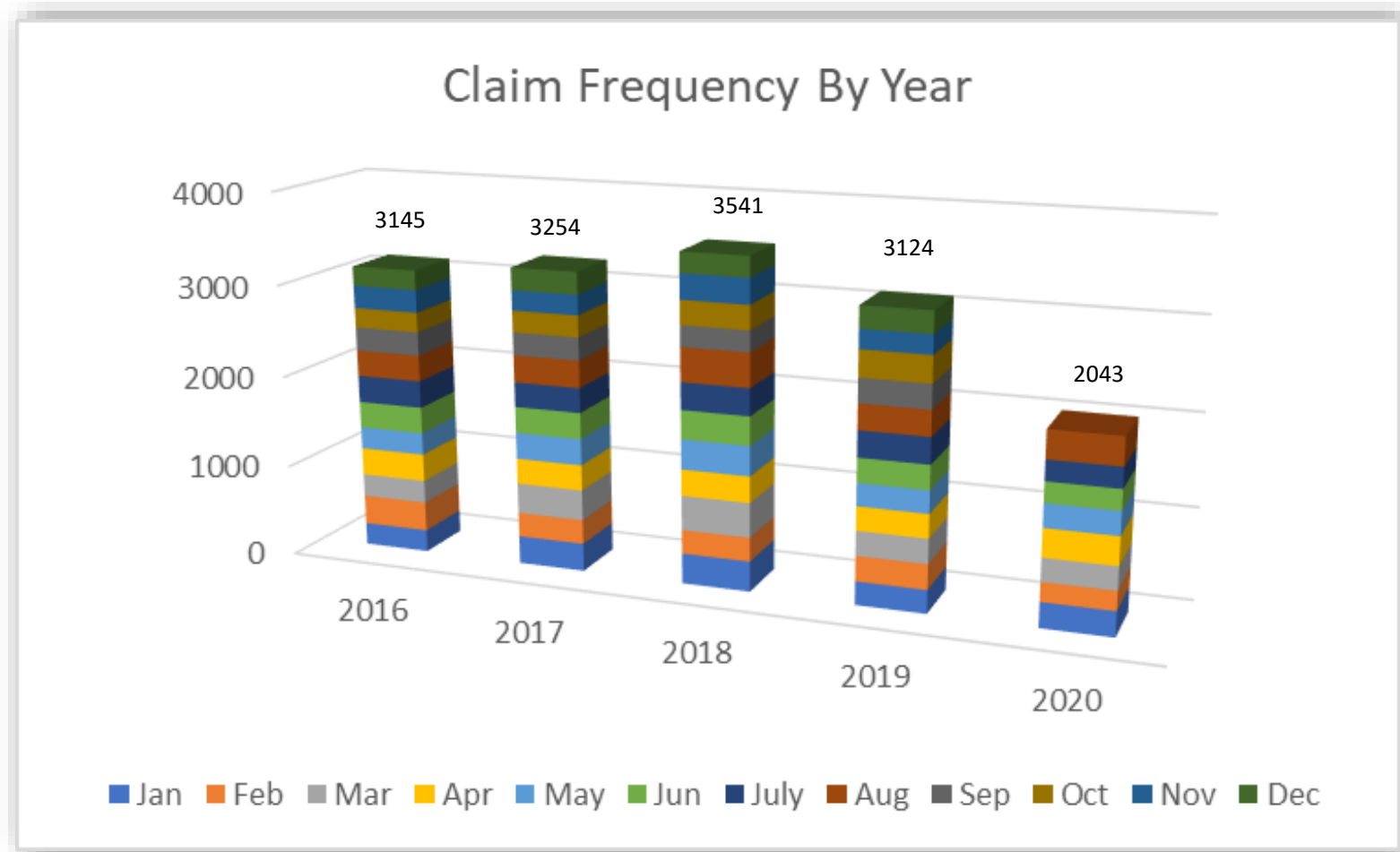
GSMJIF Commissioner Claim Overview

August 2020– New Claim Severity



GSMJIF Commissioner Claim Overview

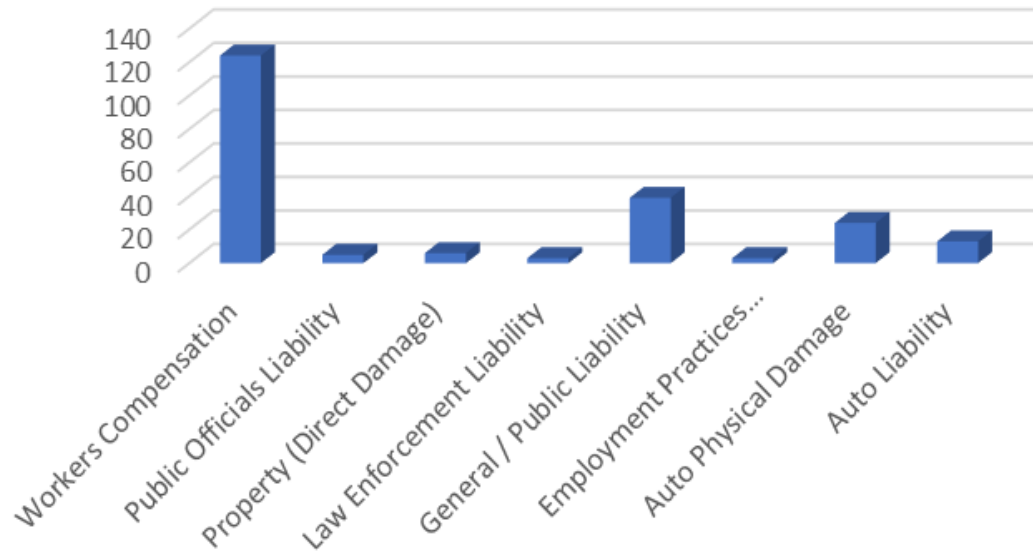
Historical Frequency



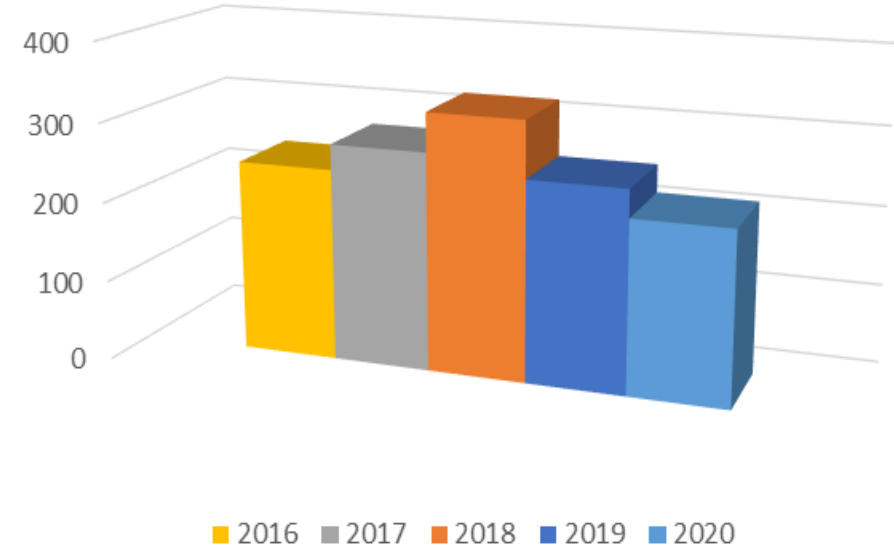
GSMJIF Commissioner Claim Overview

August 2020 – Closed Claim Frequency

Closed Claim Count August 2020



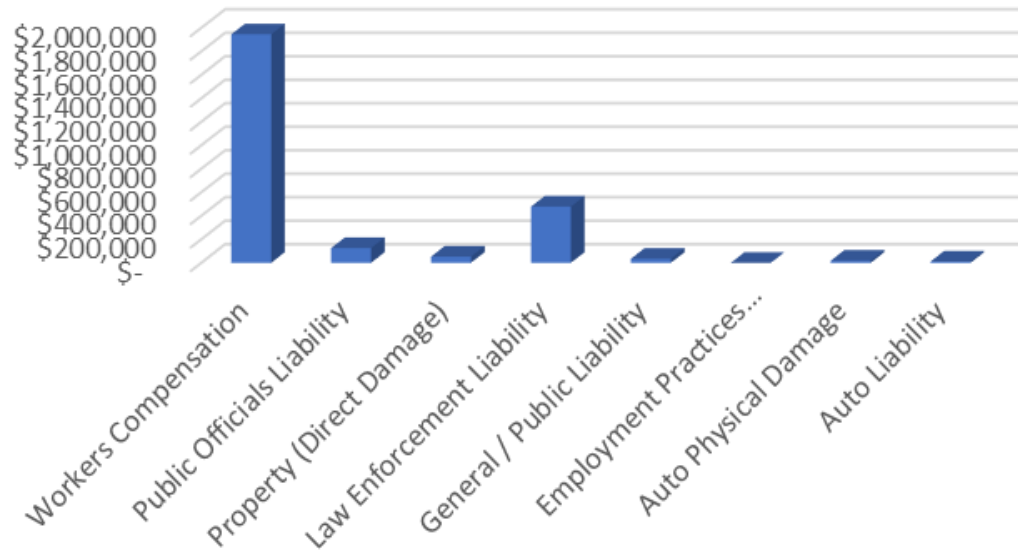
August Closed Claims by Year



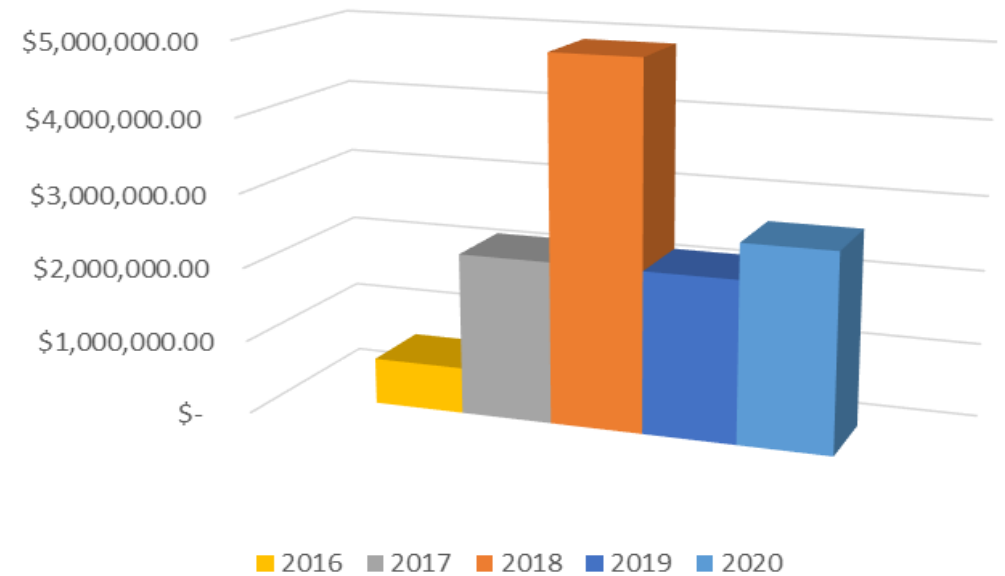
GSMJIF Commissioner Claim Overview

August 2020– Closed Claim Severity

Severity of Closed Claims August 2020



August Closed Incurred Amounts by Year



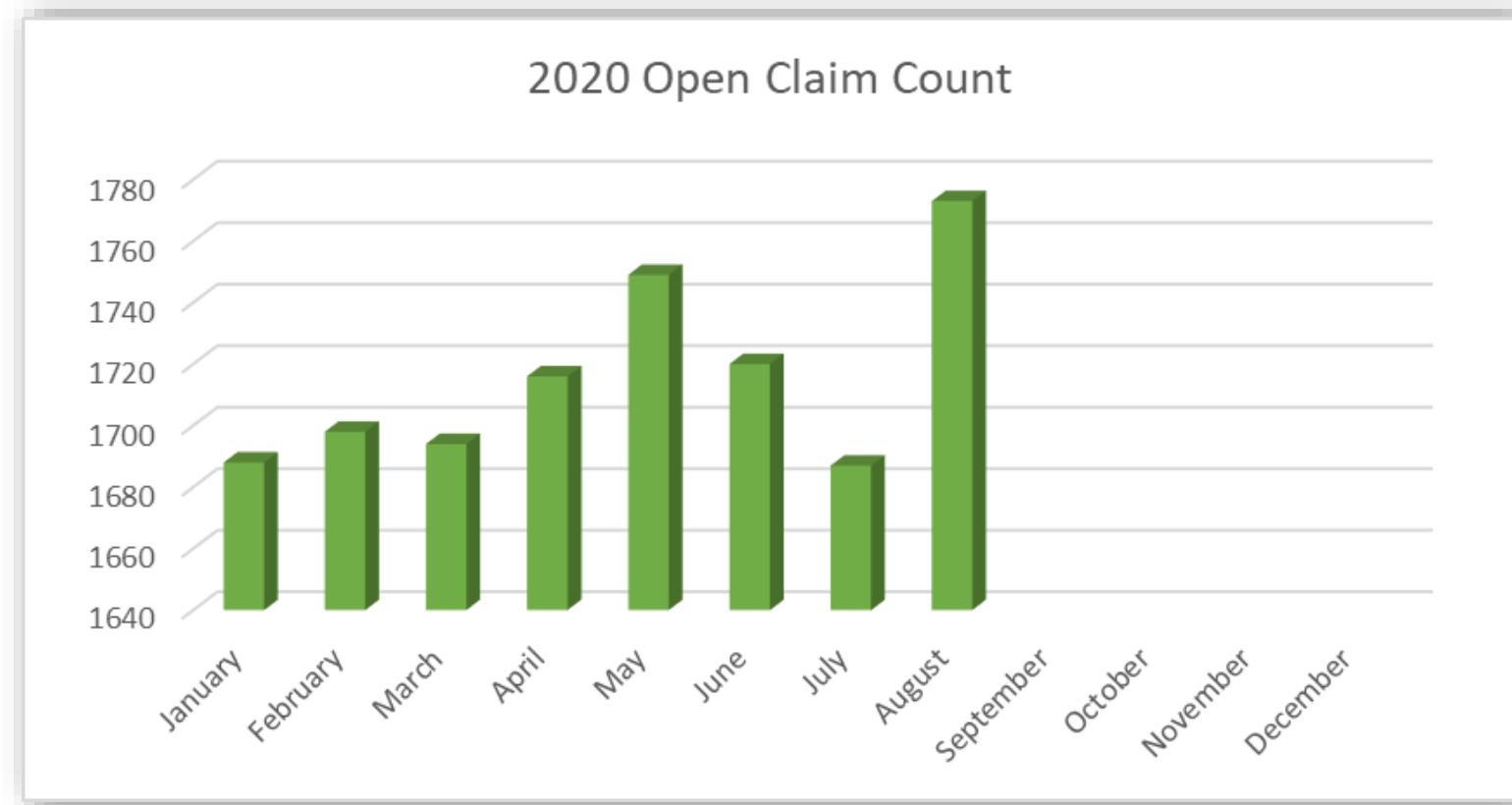
GSMJIF Commissioner Claim Overview

August 2020 – Pending (Open) Claims



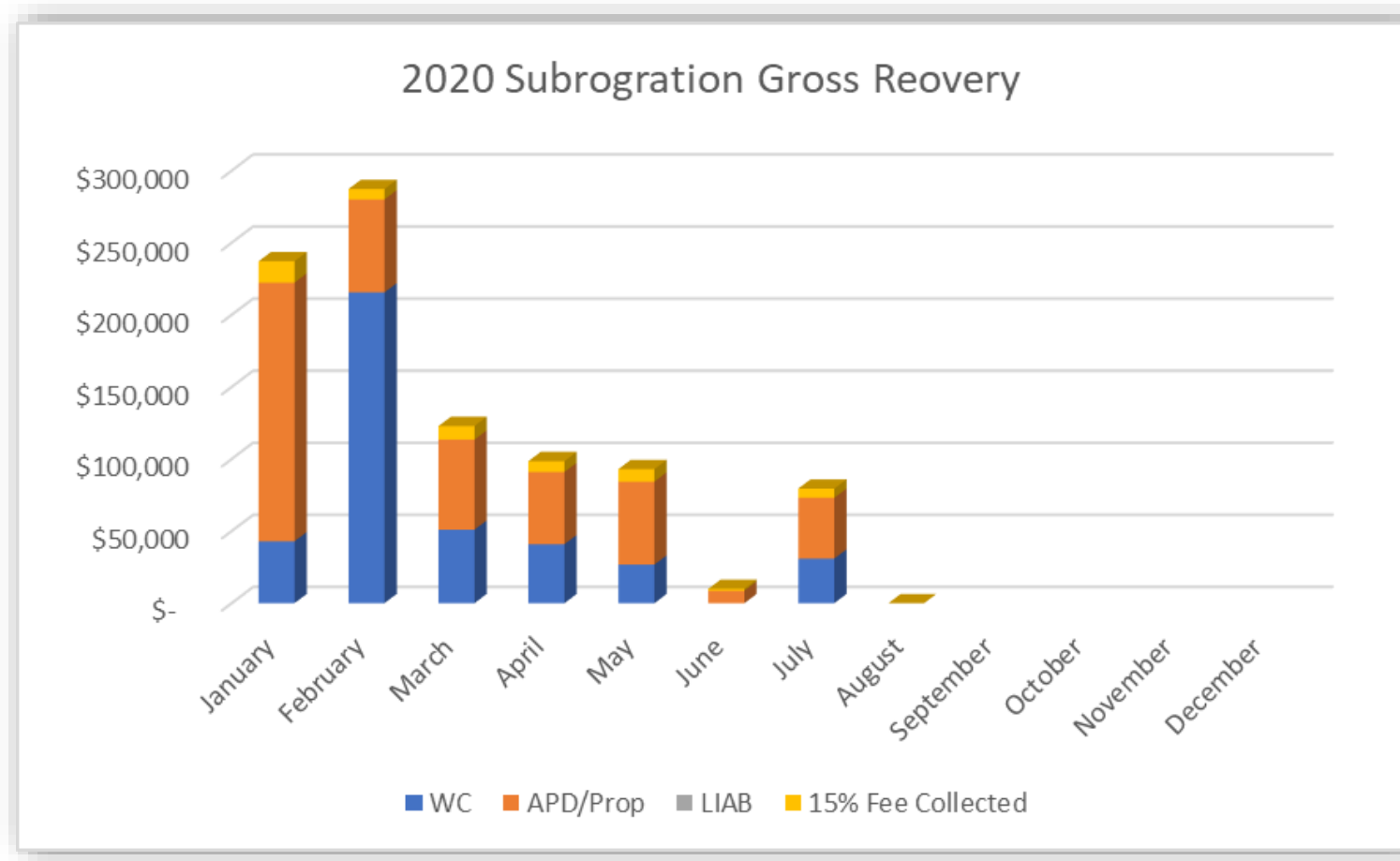
GSMJIF Commissioner Claim Overview

2020 Historical Pending (Open) Claims



GSMJIF Commissioner Claim Overview

2020 – Subrogation Gross Recovery





GSMJIF - COMM MEETING PAY SUMMARY REPORT

July 2020 Report

July

WC			
TWP	TPA		
Par Troy Hills	D&H	\$	190,280
Bloomfield	D&H	\$	35,645
Morristown	D&H	\$	12,603
Roxbury	D&H	\$	4,426
North Bergen	CRC	\$	29,093
Linden	Inservco		N/R
All Other	QL	\$	1,182,339
Total WC		\$	1,454,386

PAL			
ALL TWP			
AL	NIP/QL	\$	126,311
APD	NIP/QL	\$	45,190
EPL	NIP/QL	\$	371,958
GL	NIP/QL	\$	445,882
POL	NIP/QL	\$	220,761
PROP	NIP/QL	\$	167,955
Total PAL		\$	1,378,057

WC	\$	1,454,386
PAL	\$	1,378,057
Grand Total post 2012	\$	2,832,443

PMA PRIOR 2012			
WC	PMA	\$	34,778
PAL	PMA	\$	-
APD PROP	PMA	\$	-
Total Prior 2012		\$	34,778

Grand Total July	
Post 2012 CLAIMS	2,832,443
Prior 2012 CLAIMS	34,778
TOTAL PAID	2,867,221

GSMJIF Commissioner Claim Overview

July Data Tables

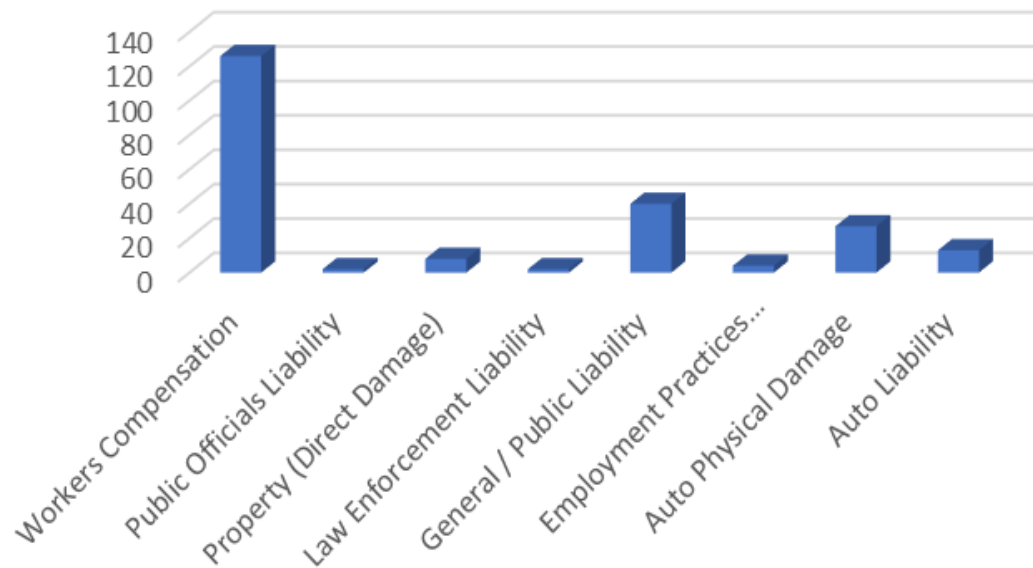
Line of Coverage	New Claim Count	New Claim Incurred Amount	Hist. New Claim Count 2020	Hist. New incurred Amount	Monthly Closed Claim Count	Monthly Closed Incurred Amount	Hist. Closed 2020	Hist. Closed YTD Incurred Amount	ALL Pending (Open) Claims
Workers Compensation	126	\$ 416,160	995	\$ 6,897,065	109	\$ 90,685	799	\$ 1,036,170	1174
Public Officials Liability	2	\$ 2,000	26	\$ 197,792	4	\$ 12	21	\$ 89,952	33
Property (Direct Damage)	8	\$ 57,100	83	\$ 433,689	8	\$ 42,382	67	\$ 1,332,408	62
Law Enforcement Liability	2	\$ 31,000	27	\$ 300,707	5	\$ 46,527	32	\$ 171,528	51
General / Public Liability	40	\$ 54,225	294	\$ 559,135	30	\$ 19,421	290	\$ 73,631	181
Employment Practices Liability	4	\$ 52,000	21	\$ 658,077	2	\$ -	10	\$ 40,365	56
Auto Physical Damage	27	\$ 82,455	226	\$ 452,206	25	\$ 31,984	220	\$ 337,580	77
Auto Liability	13	\$ 18,710	103	\$ 94,485	6	\$ 7,552	115	\$ 94,277	53
Total:	222	\$ 713,650	1775	\$ 9,593,156	189	\$ 238,562	1554	\$ 3,175,911	1687

GSMJIF Monthly Subrogation Gross Recovery 2020						
Month	WC	APD/Prop	LIAB	15% Fee Collected	Total	
January	\$ 42,990	\$ 179,422	\$ -	\$ 14,801	\$ 222,412	
February	\$ 215,590	\$ 64,552	\$ -	\$ 7,167	\$ 280,142	
March	\$ 50,989	\$ 62,529	\$ -	\$ 9,379	\$ 113,518	
April	\$ 40,945	\$ 50,081	\$ -	\$ 7,512	\$ 91,026	
May	\$ 26,764	\$ 57,591	\$ -	\$ 8,636	\$ 84,355	
June	\$ -	\$ 8,659	\$ -	\$ 1,299	\$ 8,659	
July	\$ 30,899	\$ 42,251	\$ -	\$ 6,338	\$ 73,150	
August					\$ -	
September					\$ -	
October					\$ -	
November					\$ -	
December					\$ -	
Year to Date:	\$ 408,177	\$ 465,086	\$ -	\$ 55,132	\$ 873,262	

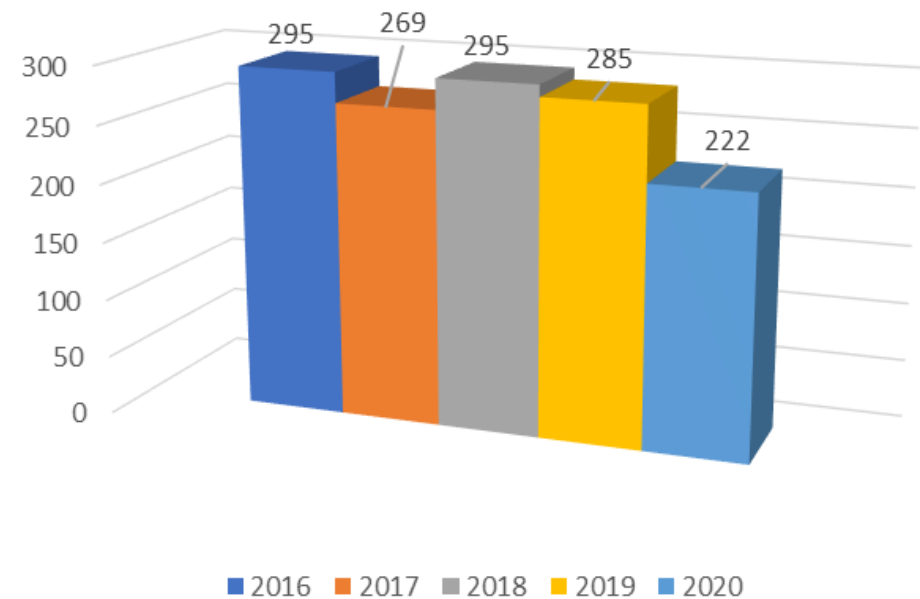
GSMJIF Commissioner Claim Overview

July 2020 – New Claim Frequency

New Claim Count July 2020

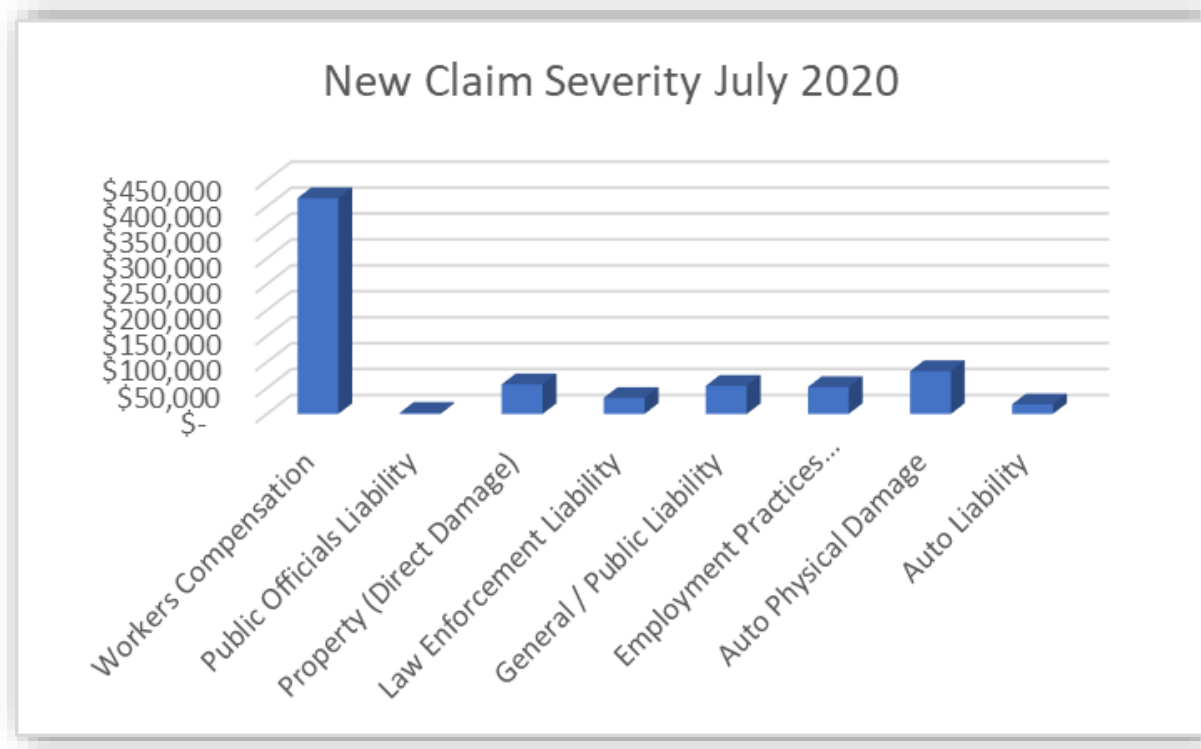


July New Claims by Year



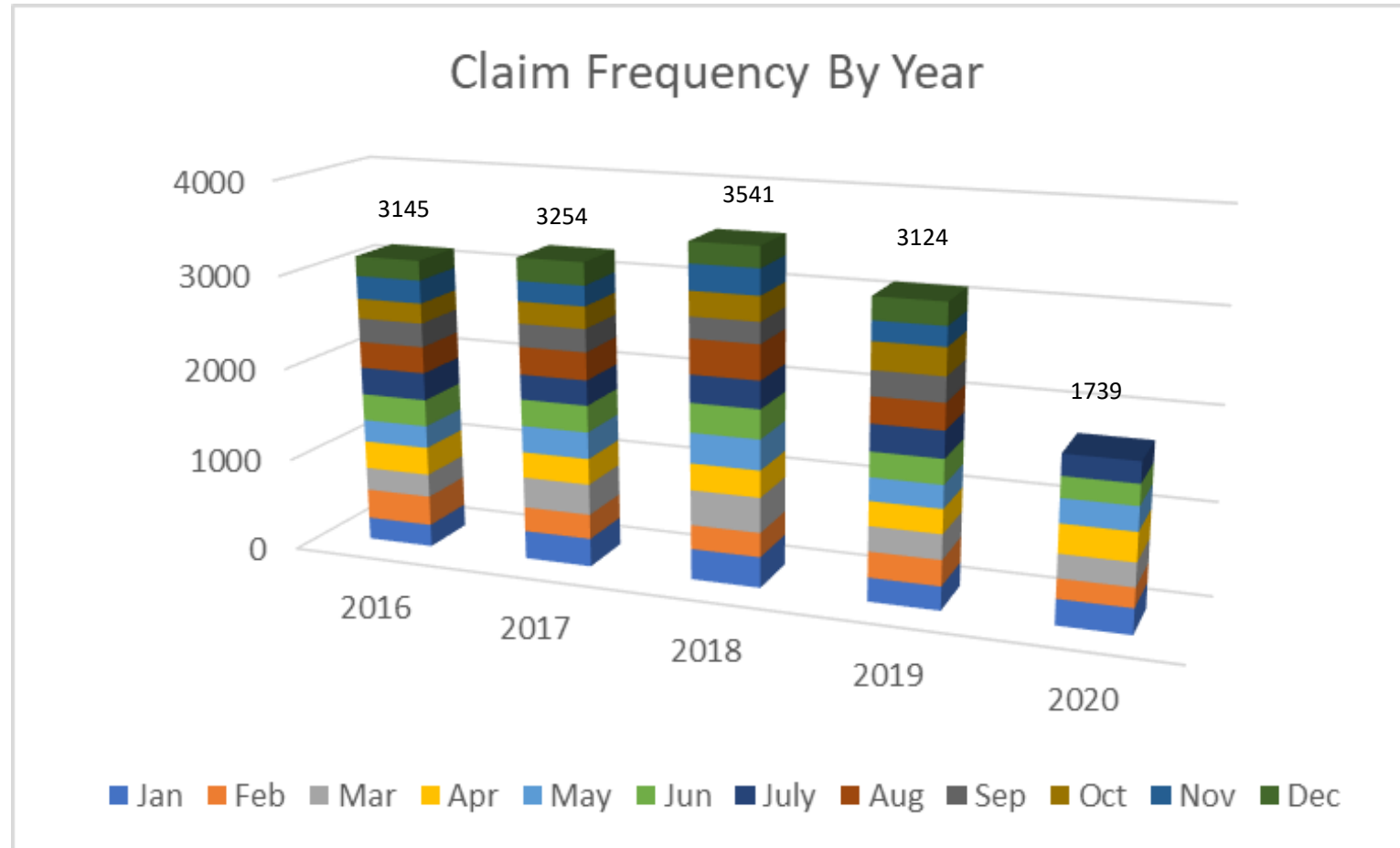
GSMJIF Commissioner Claim Overview

July 2020– New Claim Severity



GSMJIF Commissioner Claim Overview

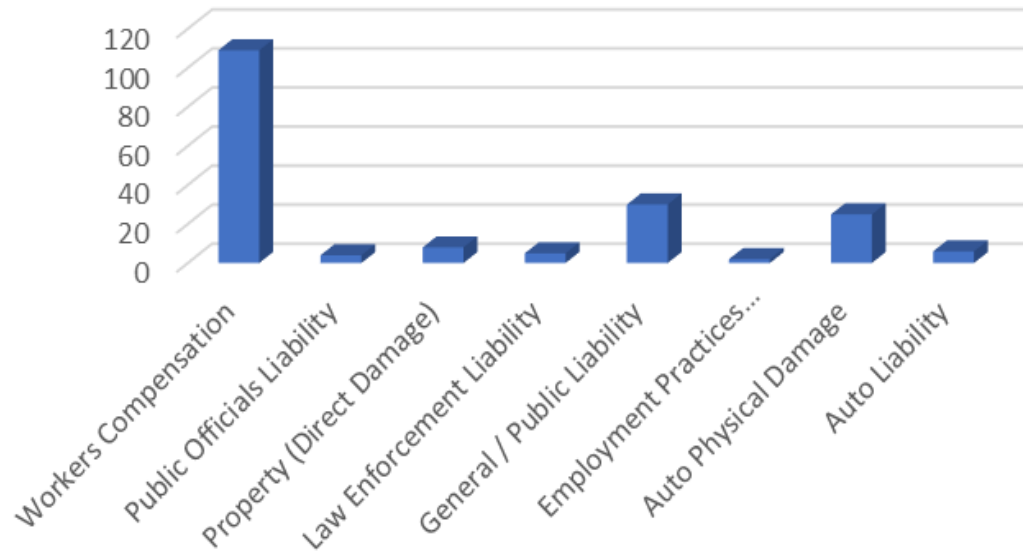
Historical Frequency



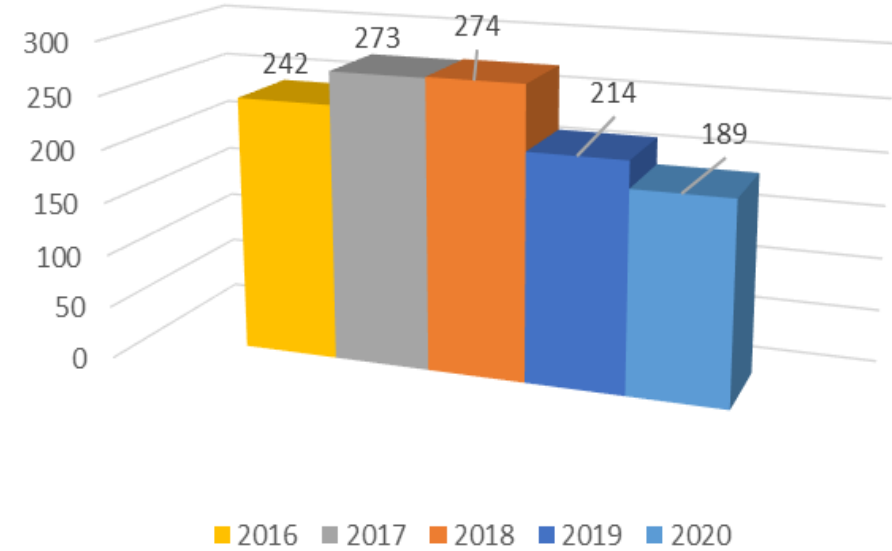
GSMJIF Commissioner Claim Overview

July 2020 – Closed Claim Frequency

Closed Claim Count July 2020



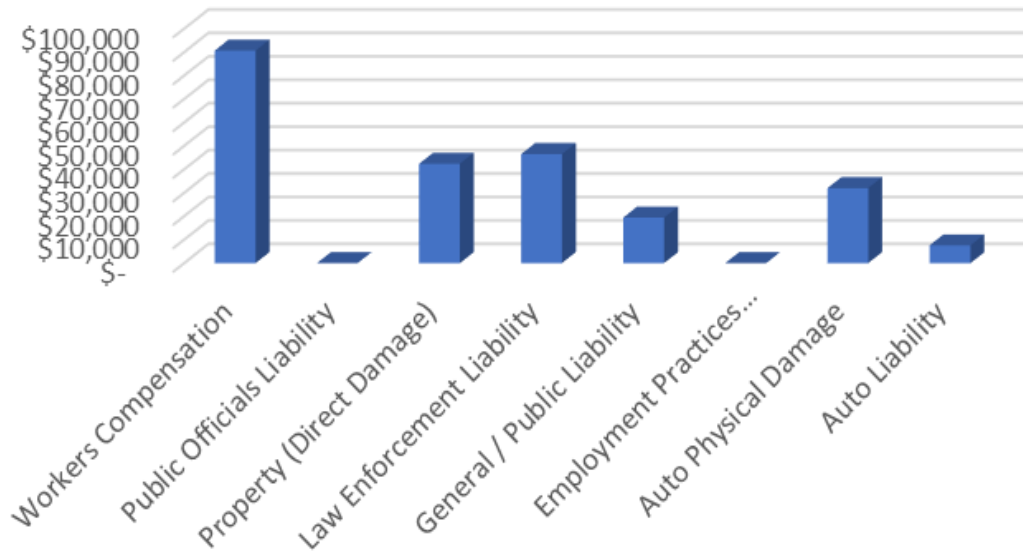
July Closed Claims by Year



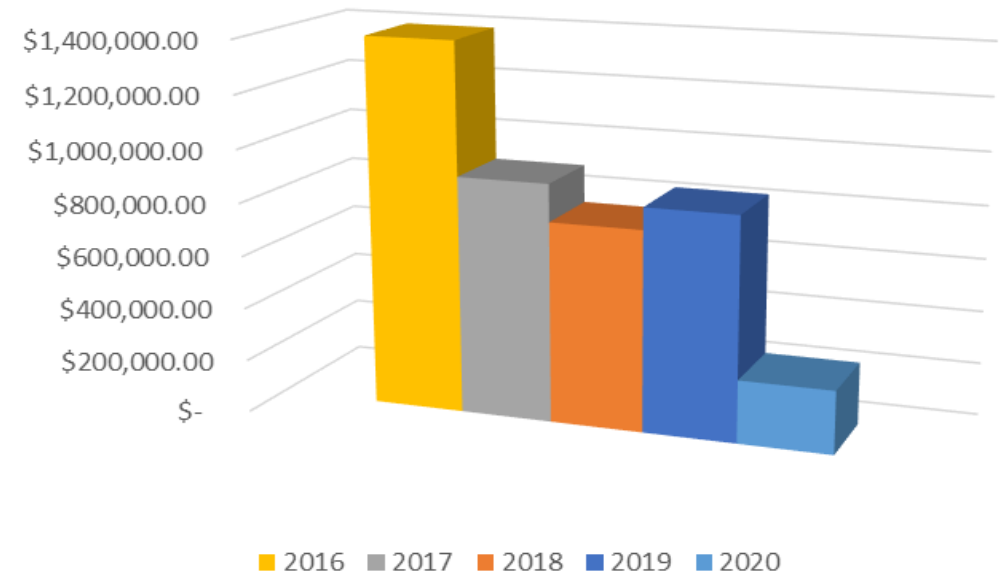
GSMJIF Commissioner Claim Overview

July 2020– Closed Claim Severity

Severity of Closed Claims July 2020



July Closed Incurred Amounts by Year



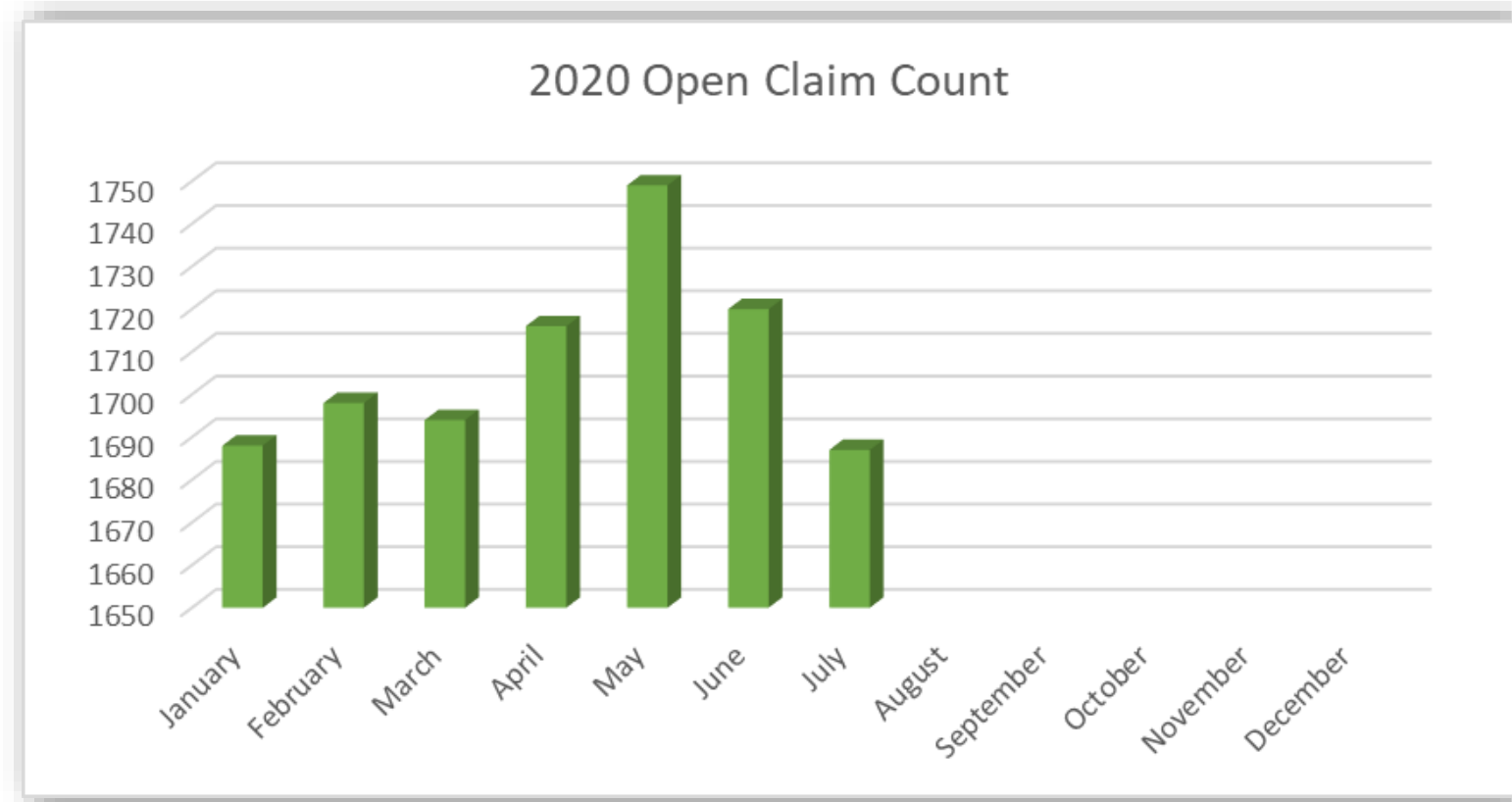
GSMJIF Commissioner Claim Overview

July 2020 – Pending (Open) Claims



GSMJIF Commissioner Claim Overview

2020 Historical Pending (Open) Claims



GSMJIF Commissioner Claim Overview

2020 – Subrogation Gross Recovery

