



**GSMJIF - COMM MEETING PAY SUMMARY REPORT**

June 2020 Report

June

<b>WC</b>			
<b>TWP</b>		<b>TPA</b>	
Par Troy Hills	D&H	\$	111,880
Bloomfield	D&H	\$	69,756
Morristown	D&H	\$	8,312
Roxbury	D&H	\$	2,861
North Bergen	CRC	\$	101,453
Linden	Inservco	\$	56,485
All Other	QL	\$	765,989
<b>Total WC</b>		<b>\$</b>	<b>1,116,737</b>
<b>PAL</b>			
<b>ALL TWP</b>			
AL	NIP/QL	\$	121,489
APD	NIP/QL	\$	55,737
EPL	NIP/QL	\$	61,195
GL	NIP/QL	\$	147,321
POL	NIP/QL	\$	50,607
PROP	NIP/QL	\$	38,552
<b>Total PAL</b>		<b>\$</b>	<b>474,902</b>
WC		\$	1,116,737
PAL		\$	474,902
<b>Grand Total post 2012</b>		<b>\$</b>	<b>1,591,638</b>
<b>PMA PRIOR 2012</b>			
WC	PMA	\$	104,707
PAL	PMA		
APD PROP	PMA		
<b>Total Prior 2012</b>		<b>\$</b>	<b>104,707</b>

**Grand Total June**

Post 2012 CLAIMS	1,591,638
Prior 2012 CLAIMS	104,707

**TOTAL PAID**

**1,696,346**

# GSMJIF Commissioner Claim Overview

## June Data Tables

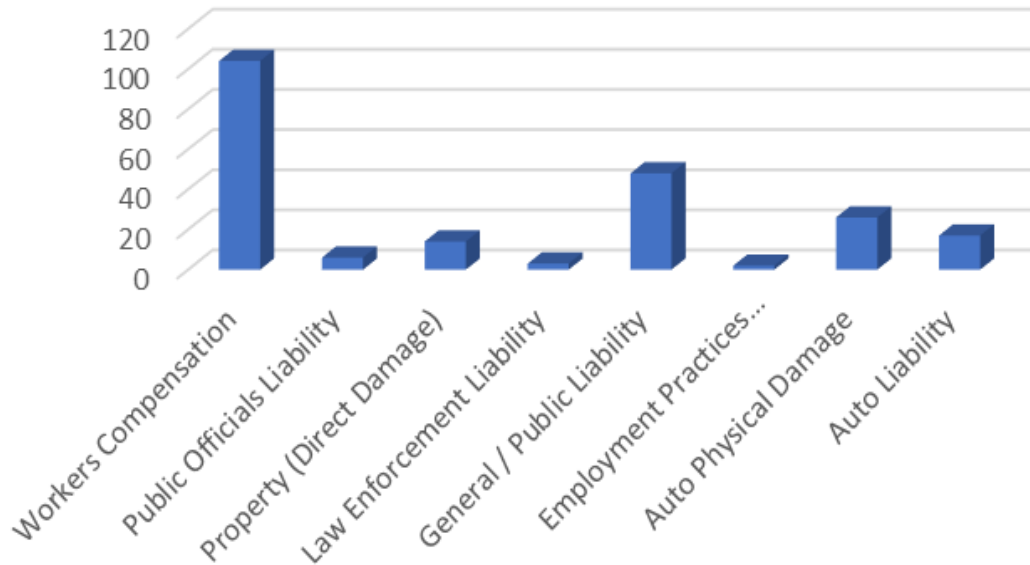
Line of Coverage	New Claim Count	New Claim Incurred Amount	Hist. New Claim Count 2020	Hist. New incurred Amount	Monthly Closed Claim Count	Monthly Closed Incurred Amount	Hist. Closed 2020	Hist. Closed YTD Incurred Amount	ALL Pending (Open) Claims
Workers Compensation	104	\$ 469,673	869	\$ 5,819,768	185	\$ 3,409,592	836	\$ 8,720,841	1208
Public Officials Liability	6	\$ 34,500	24	\$ 214,547	5	\$ 33,417	19	\$ 77,488	36
Property (Direct Damage)	14	\$ 91,100	74	\$ 292,998	6	\$ 4,955	69	\$ 3,469,772	62
Law Enforcement Liability	3	\$ 22,500	25	\$ 285,481	5	\$ 1,265,255	34	\$ 3,043,179	53
General / Public Liability	48	\$ 242,555	256	\$ 563,499	43	\$ 239,344	288	\$ 610,187	176
Employment Practices Liability	2	\$ 14,000	17	\$ 624,551	3	\$ 580,924	11	\$ 1,257,081	55
Auto Physical Damage	26	\$ 72,085	199	\$ 397,163	25	\$ 102,101	225	\$ 491,461	79
Auto Liability	17	\$ 12,521	90	\$ 71,848	9	\$ 421	113	\$ 65,017	51
<b>Total:</b>	<b>220</b>	<b>\$ 958,933</b>	<b>1554</b>	<b>\$ 8,269,856</b>	<b>281</b>	<b>\$ 5,636,009</b>	<b>1595</b>	<b>\$ 17,735,026</b>	<b>1720</b>

GSMJIF Monthly Subrogation Gross Recovery 2020						
Month	WC	APD/Prop	LIAB	15% Fee Collected	Total	
January	\$ 42,990	\$ 179,422	\$ -	\$ 14,801	\$ 222,412	
February	\$ 215,590	\$ 64,552	\$ -	\$ 7,167	\$ 280,142	
March	\$ 50,989	\$ 62,529	\$ -	\$ 9,379	\$ 113,518	
April	\$ 40,945	\$ 50,081	\$ -	\$ 7,512	\$ 91,026	
May	\$ 26,764	\$ 57,591	\$ -	\$ 8,636	\$ 84,355	
June	\$ -	\$ 8,659	\$ -	\$ 1,299	\$ 8,659	
July					\$ -	
August					\$ -	
September					\$ -	
October					\$ -	
November					\$ -	
December					\$ -	
Year to Date:	\$ 377,278	\$ 422,835	\$ -	\$ 48,795	\$ 800,112	

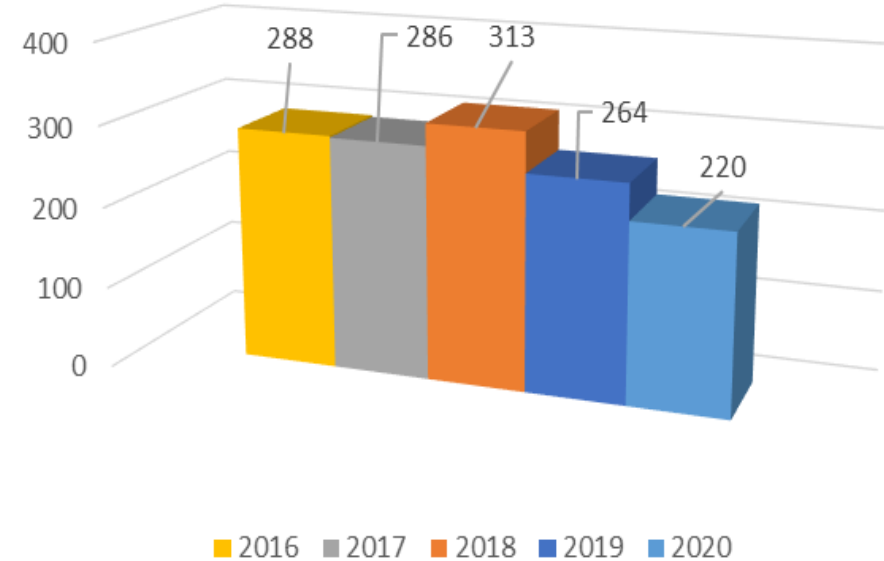
# GSMJIF Commissioner Claim Overview

June 2020 – New Claim Frequency

New Claim Count June 2020

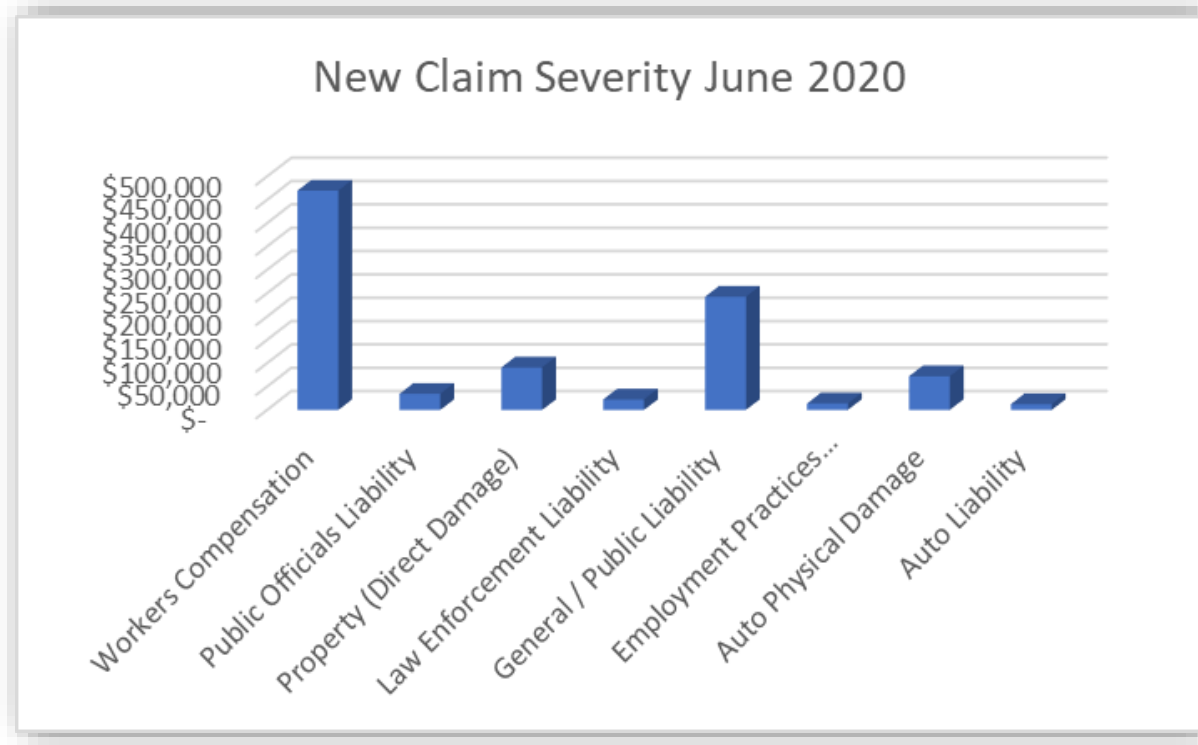


June New Claims by Year



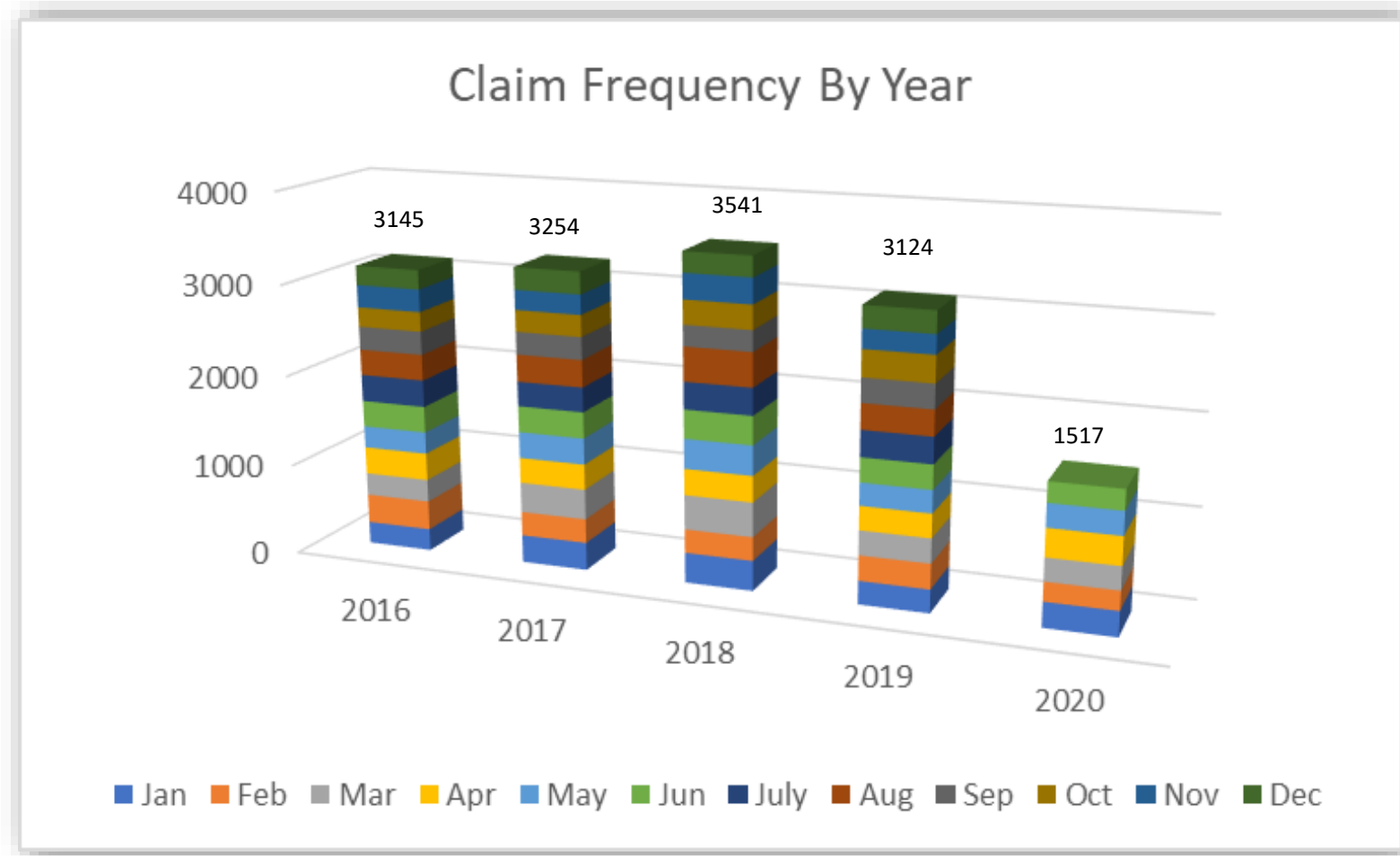
# GSMJIF Commissioner Claim Overview

June 2020– New Claim Severity



# GSMJIF Commissioner Claim Overview

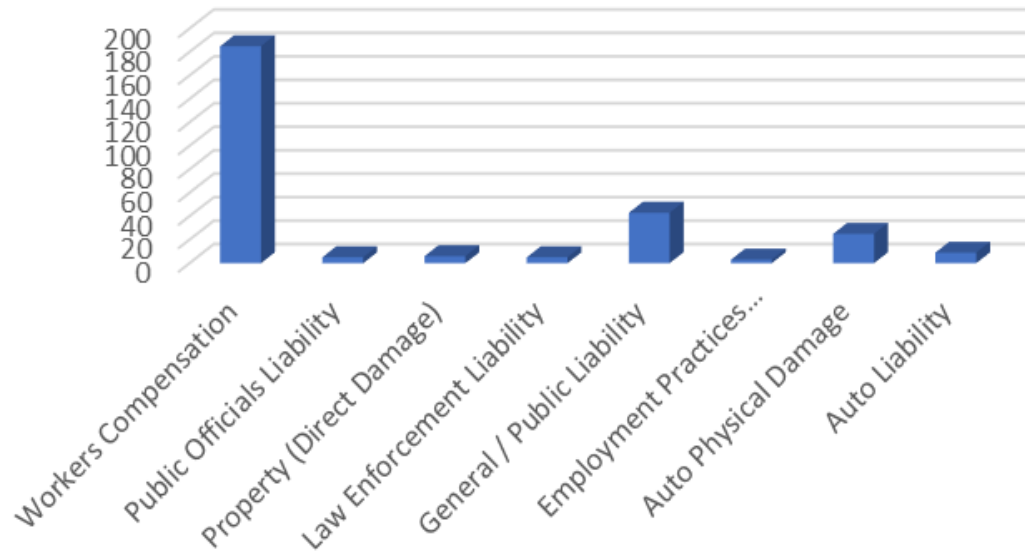
## Historical Frequency



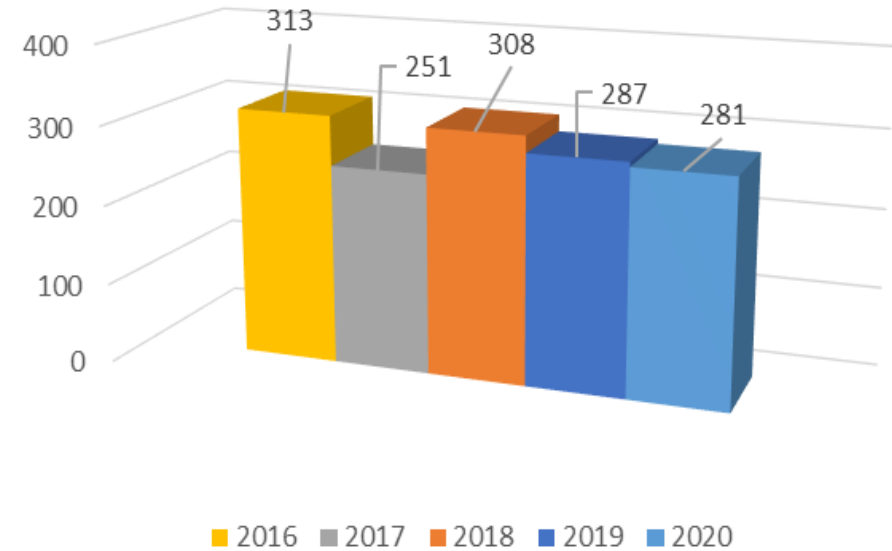
# GSMJIF Commissioner Claim Overview

June 2020 – Closed Claim Frequency

Closed Claim Count June 2020



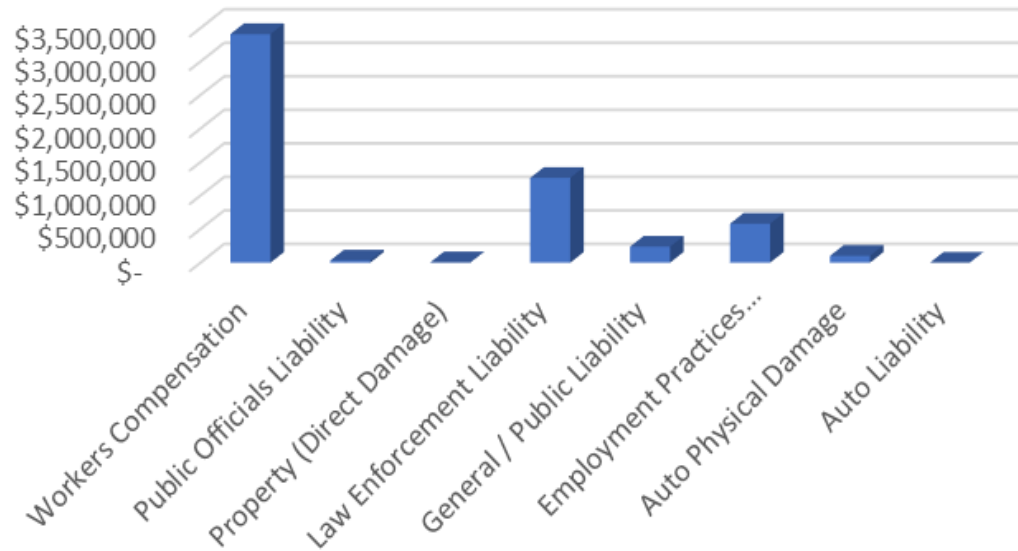
June Closed Claims by Year



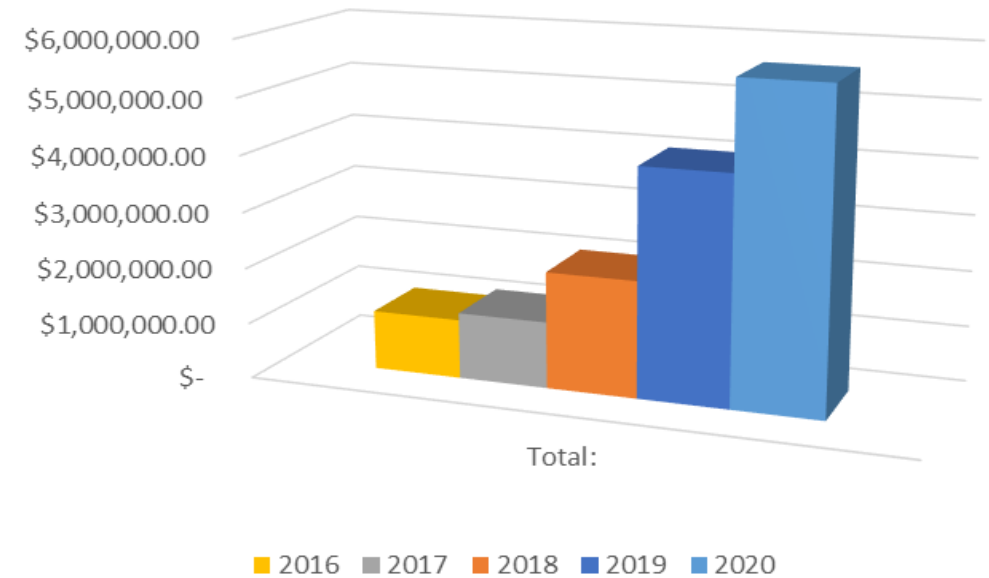
# GSMJIF Commissioner Claim Overview

June 2020– Closed Claim Severity

### Severity of Closed Claims June 2020



### June Closed Incurred Amounts by Year



# GSMJIF Commissioner Claim Overview

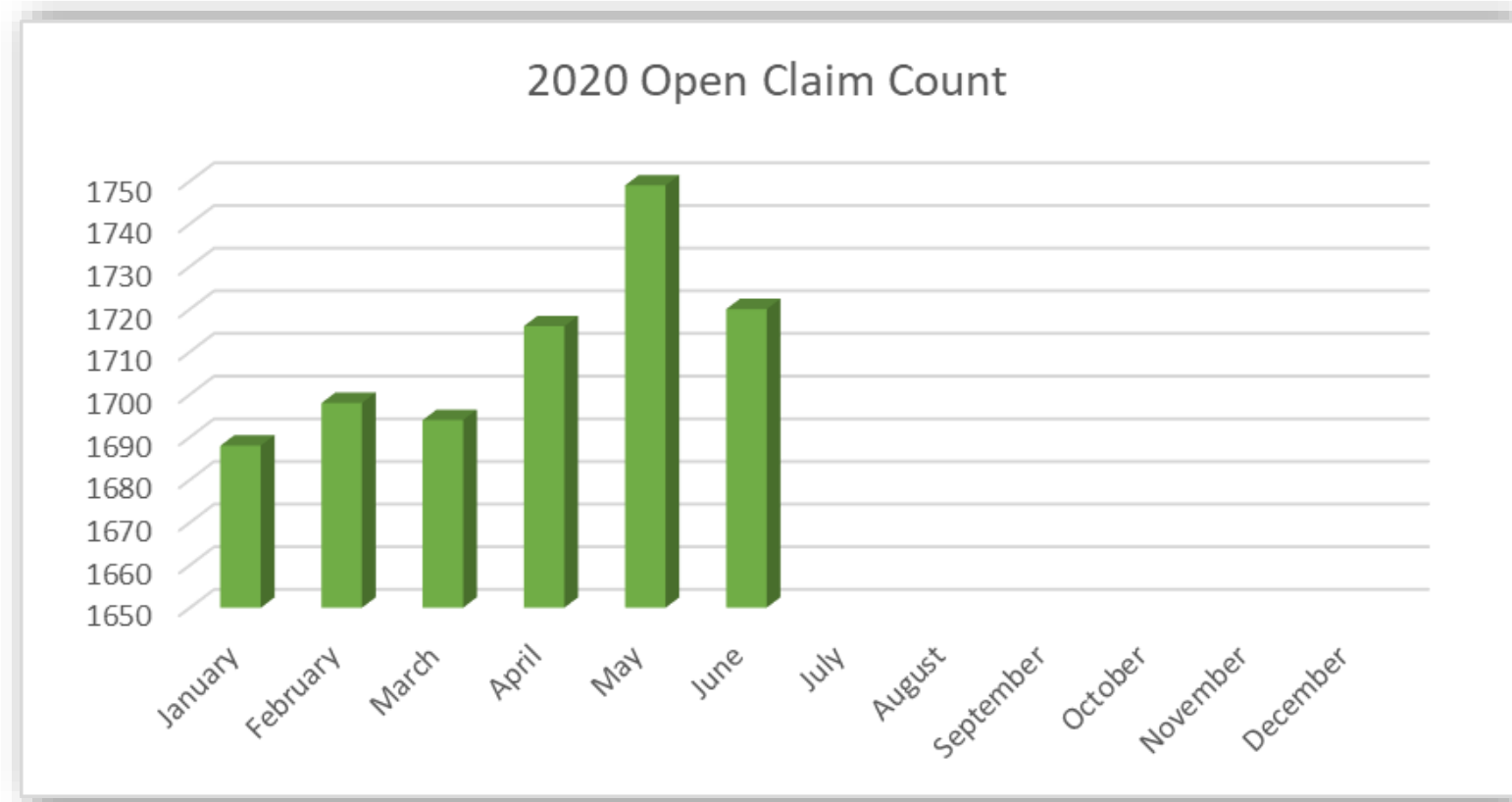
June 2020 – Pending (Open) Claims





# GSMJIF Commissioner Claim Overview

## 2020 Historical Pending (Open) Claims



# GSMJIF Commissioner Claim Overview

## 2020 – Subrogation Gross Recovery

