



GSMJIF - COMM MEETING PAY SUMMARY REPORT
May 2020 Report

May

WC			
TWP		TPA	
Par Troy Hills	D&H	\$	82,029
Bloomfield	D&H	\$	84,707
Morristown	D&H	\$	14,678
Roxbury	D&H	\$	11,101
North Bergen	CRC	\$	51,473
Linden	Inservco	\$	160,580
All Other	QL	\$	1,079,197
Total WC		\$	1,483,765
PAL			
ALL TWP			
AL	NIP/QL	\$	78,124
APD	NIP/QL	\$	145,111
EPL	NIP/QL	\$	95,224
GL	NIP/QL	\$	268,324
POL	NIP/QL	\$	55,037
PROP	NIP/QL	\$	68,832
Total PAL		\$	710,652
WC		\$	1,483,765
PAL		\$	710,652
Grand Total post 2012		\$	2,194,417
PMA PRIOR 2012			
WC	PMA	\$	29,074
PAL	PMA	\$	139
APD PROP	PMA	\$	-
Total Prior 2012		\$	29,213

Grand Total April	
Post 2012 CLAIMS	2,194,417
Prior 2012 CLAIMS	29,213
TOTAL PAID	2,223,630

GSMJIF Commissioner Claim Overview

May Data Tables

Line of Coverage	New Claim Count	New Claim Incurred Amount	Hist. New Claim Count 2020	Hist. New incurred Amount	Monthly Closed Claim Count	Monthly Closed Incurred Amount	Hist. Closed 2020	Hist. Closed YTD Incurred Amount	ALL Pending (Open) Claims
Workers Compensation	187	\$ 424,613	774	\$ 4,924,704	157	\$ 658,525	655	\$ 5,422,161	1286
Public Officials Liability	7	\$ 75,000	18	\$ 106,535	0	\$ -	14	\$ 44,071	32
Property (Direct Damage)	16	\$ 82,588	58	\$ 191,402	21	\$ 512,172	64	\$ 3,477,584	49
Law Enforcement Liability	5	\$ 66,000	22	\$ 232,078	2	\$ 7,873	28	\$ 2,918,519	50
General / Public Liability	16	\$ 24,040	207	\$ 302,376	37	\$ 50,608	248	\$ 370,817	153
Employment Practices Liability	1	\$ 101,000	15	\$ 514,500	2	\$ 327,073	8	\$ 675,824	55
Auto Physical Damage	17	\$ 56,900	172	\$ 337,801	21	\$ 47,340	200	\$ 385,514	77
Auto Liability	6	\$ 4,500	72	\$ 57,052	8	\$ 5,216	99	\$ 60,071	47
Total:	255	\$ 834,641	1338	\$ 6,666,448	248	\$ 1,608,806	1316	\$ 13,354,561	1749

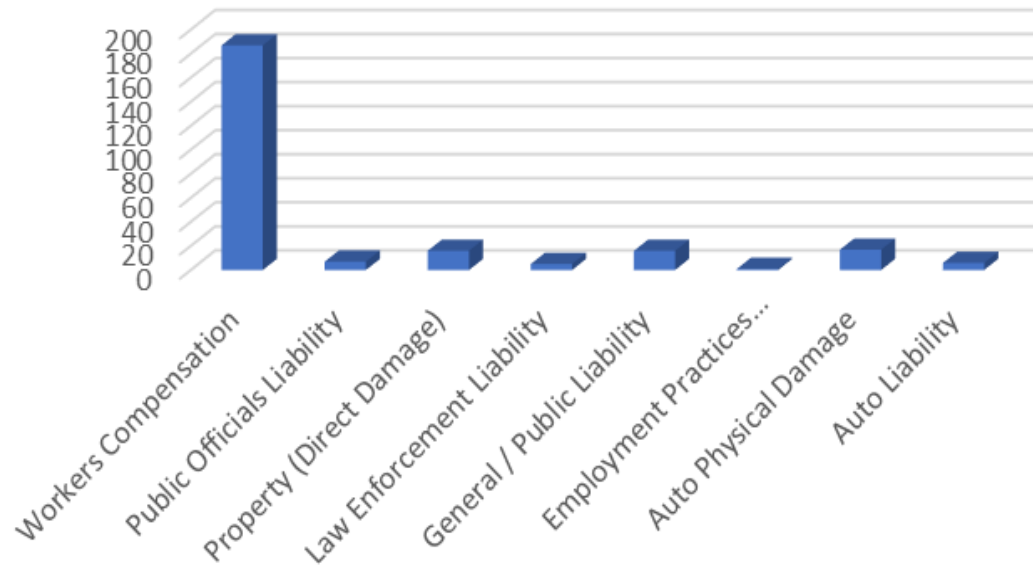
GSMJIF Monthly Subrogation Gross Recovery 2020						Total
Month	WC	APD/Prop	LIAB	15% Fee Collected		
January	\$ 42,990	\$ 179,422	\$ -	\$ 14,801	\$	222,412
February	\$ 215,590	\$ 64,552	\$ -	\$ 7,167	\$	280,142
March	\$ 50,989	\$ 62,529	\$ -	\$ 9,379	\$	113,518
April	\$ 40,945	\$ 50,081	\$ -	\$ 7,512	\$	91,026
May	\$ 26,764	\$ 57,591	\$ -	\$ 8,636	\$	84,355
June					\$	-
July					\$	-
August					\$	-
September					\$	-
October					\$	-
November					\$	-
December					\$	-
Year to Date:	\$ 377,278	\$ 414,176	\$ -	\$ 47,496	\$	791,453
						41% of \$1.5M Goal



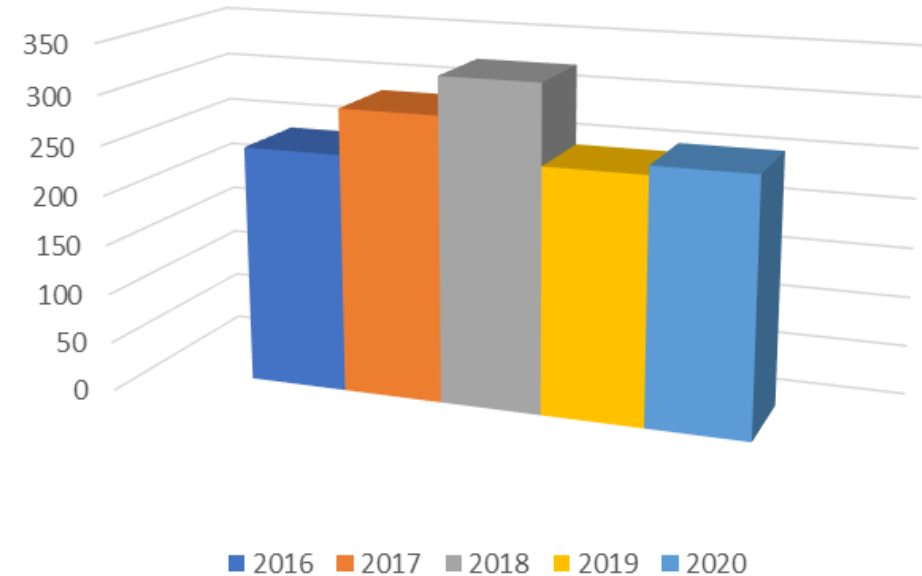
GSMJIF Commissioner Claim Overview

May 2020 – New Claim Frequency

New Claim Count May 2020



May New Claims by Year



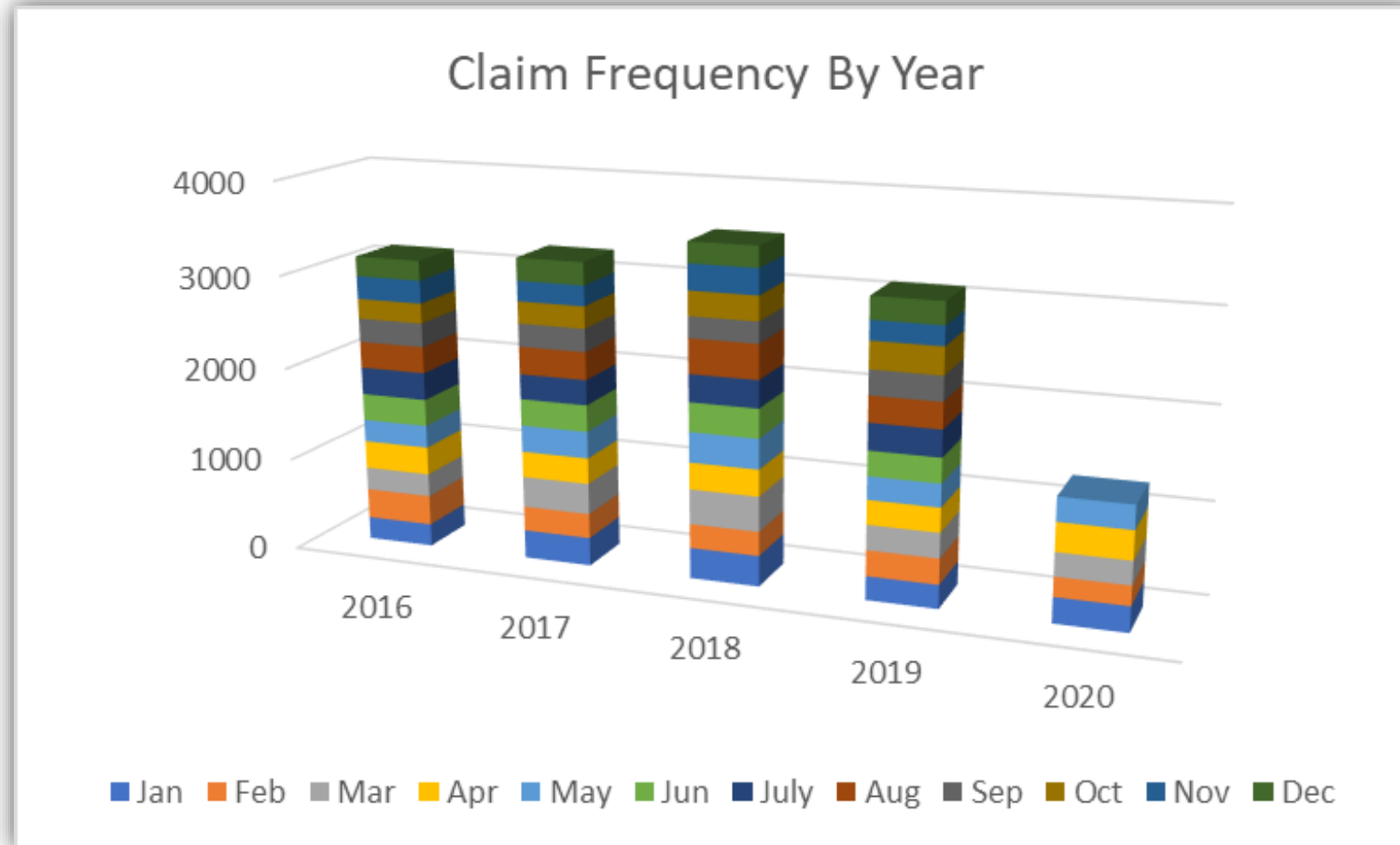
GSMJIF Commissioner Claim Overview

May 2020– New Claim Severity



GSMJIF Commissioner Claim Overview

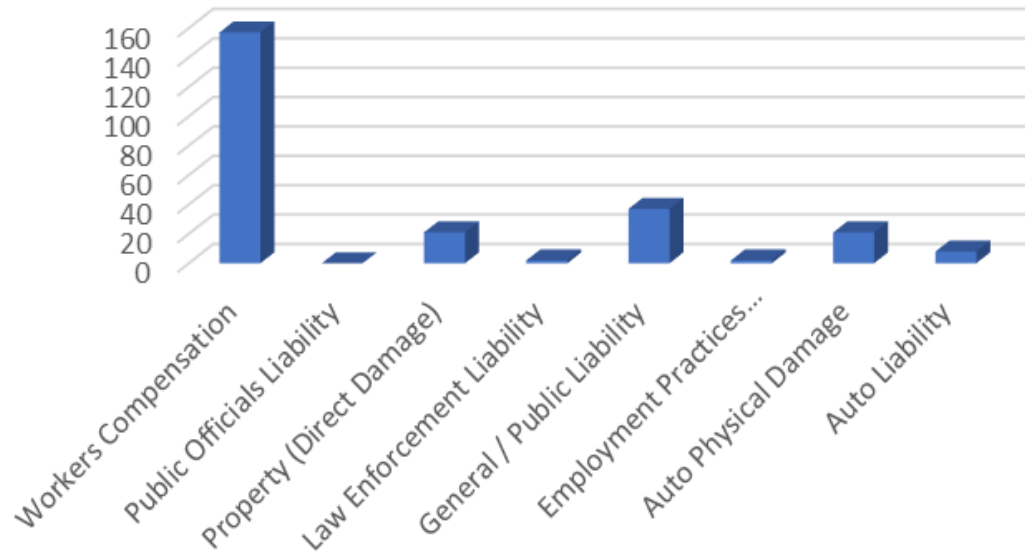
Historical Frequency



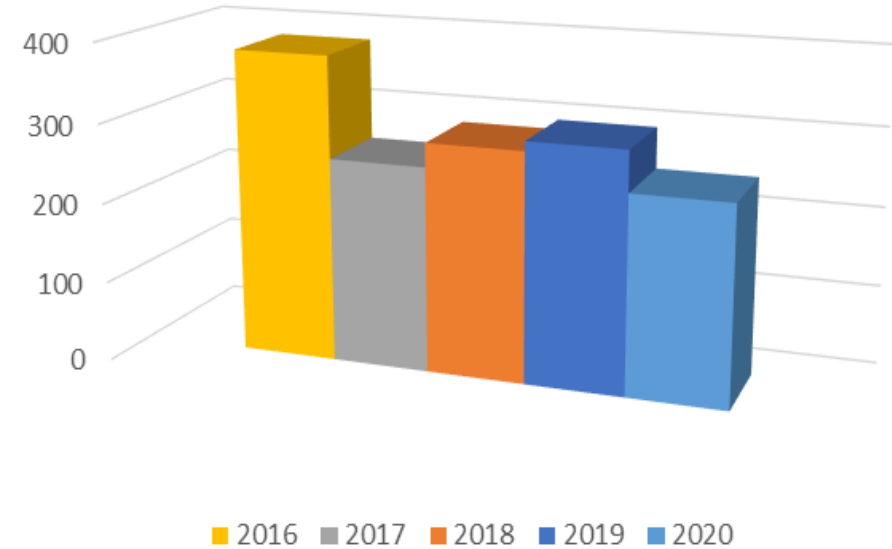
GSMJIF Commissioner Claim Overview

May 2020 – Closed Claim Frequency

Closed Claim Count May 2020



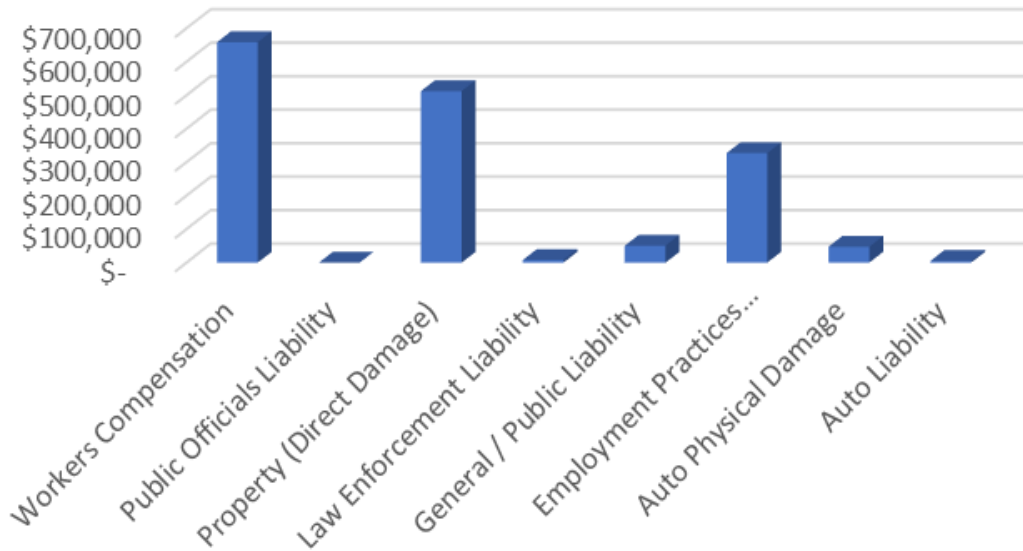
May Closed Claims by Year



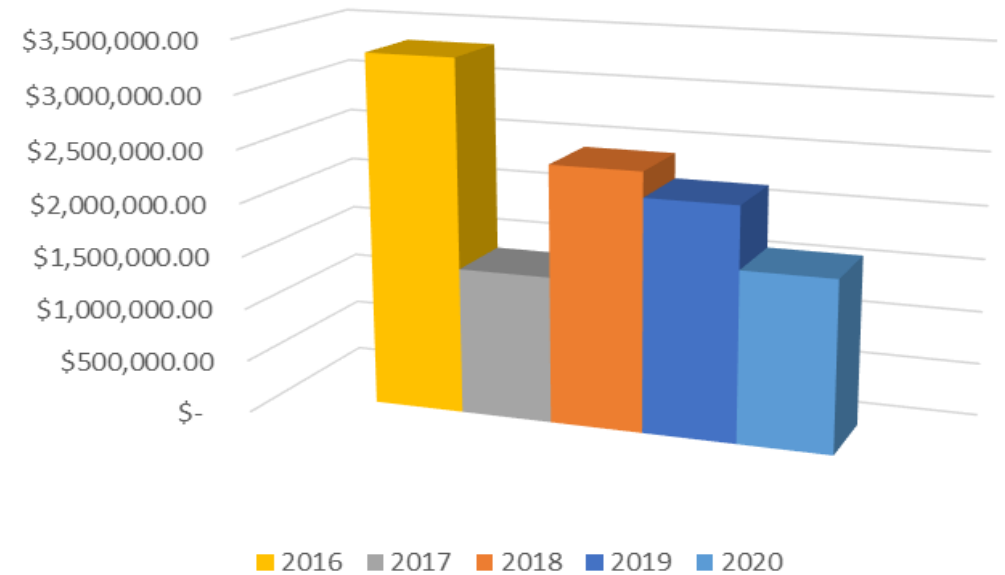
GSMJIF Commissioner Claim Overview

May 2020– Closed Claim Severity

Severity of Closed Claims May 2020



May Closed Incurred Amounts by Year



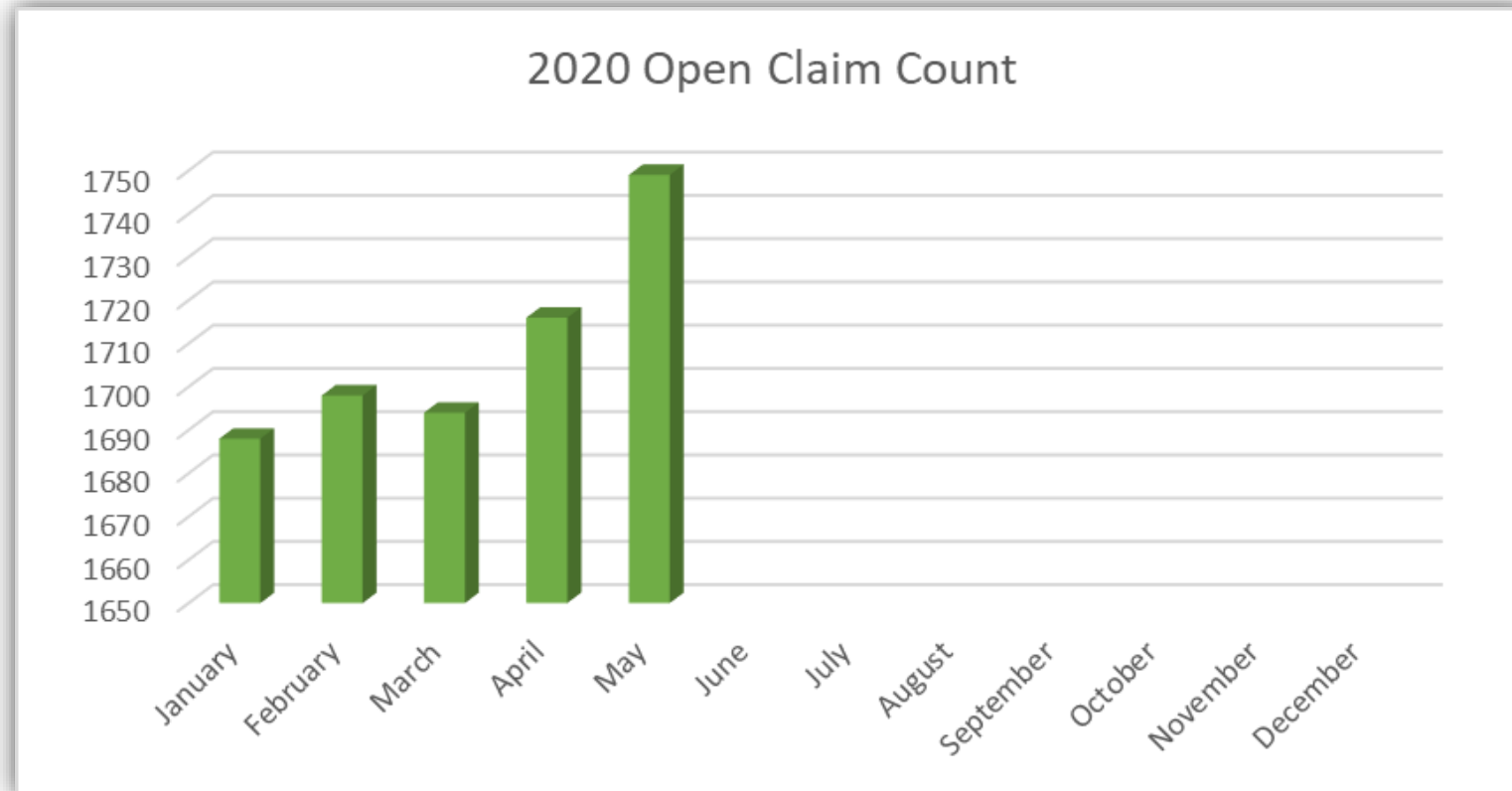
GSMJIF Commissioner Claim Overview

May 2020 – Pending (Open) Claims



GSMJIF Commissioner Claim Overview

2020 Historical Pending (Open) Claims



GSMJIF Commissioner Claim Overview

2020 – Subrogation Gross Recovery

