



**GSMJIF - COMM MEETING PAY SUMMARY REPORT**

**June 2021 Report**

**June**

<b>WC</b>			
<b>TWP</b>		<b>TPA</b>	
Par Troy Hills	D&H	\$	222,764
Bloomfield	D&H	\$	39,917
Morristown	D&H	\$	23,813
Roxbury	D&H	\$	8,809
Neptune	D&H	\$	1,705
North Bergen	CRC	\$	60,464
Linden	Inservco		
All Other	QL	\$	858,297
<b>Total WC</b>		<b>\$</b>	<b>1,215,769</b>

<b>Grand Total June</b>	
Post 2012 CLAIMS	1,747,449
Prior 2012 CLAIMS	199,639

**TOTAL PAID 1,947,088**

<b>PAL</b>			
<b>ALL TWP</b>			
AL	NIP/QL	\$	33,341
APD	NIP/QL	\$	70,766
EPL	NIP/QL	\$	186,245
GL	NIP/QL	\$	106,175
POL	NIP/QL	\$	90,516
PROP	NIP/QL	\$	44,637
<b>Total PAL</b>		<b>\$</b>	<b>531,679</b>

WC	\$	1,215,769
PAL	\$	531,679
<b>Grand Total post 2012</b>	<b>\$</b>	<b>1,747,449</b>

<b>PMA PRIOR 2012</b>			
WC	PMA	\$	199,639
PAL	PMA	\$	-
APD PROP	PMA	\$	-
<b>Total Prior 2012</b>		<b>\$</b>	<b>199,639</b>

# GSMJIF Commissioner Claim Overview

## June 2021 Data Tables

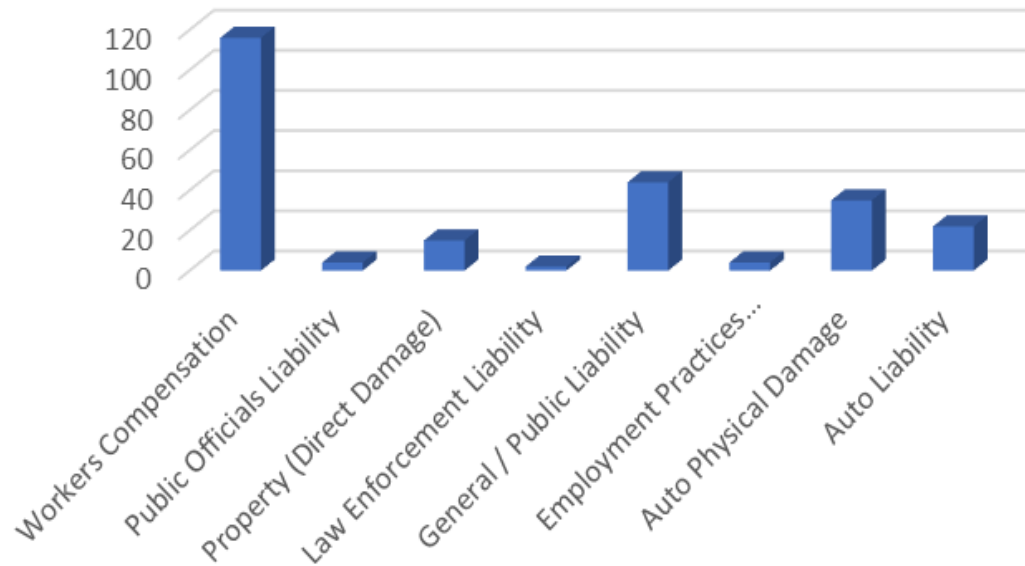
Line of Coverage	New Claim Count	New Claim Incurred Amount	Hist. New Claim Count 2021	Hist. New incurred Amount	Monthly Closed Claim Count	Monthly Closed Incurred Amount	Hist. Closed 2021	Hist. Closed YTD Incurred Amount	ALL Pending (Open) Claims
Workers Compensation	116	\$ 284,816	1035	\$ 7,128,869	255	\$ 2,110,966	1201	\$ 8,807,707	1229
Public Officials Liability	4	\$ 2,000	15	\$ 102,525	5	\$ 150,557	16	\$ 289,585	38
Property (Direct Damage)	15	\$ 139,137	91	\$ 772,013	15	\$ 33,438	89	\$ 624,691	83
Law Enforcement Liability	2	\$ 5,000	25	\$ 368,212	3	\$ 175,273	19	\$ 470,399	66
General / Public Liability	44	\$ 42,885	277	\$ 329,434	41	\$ 376,908	281	\$ 1,424,250	290
Employment Practices Liability	4	\$ 6,000	16	\$ 301,550	4	\$ 3,771,937	19	\$ 4,227,526	63
Auto Physical Damage	35	\$ 39,612	197	\$ 475,248	34	\$ 102,248	226	\$ 646,379	72
Auto Liability	22	\$ 22,627	146	\$ 354,833	12	\$ 4,594	135	\$ 130,846	81
<b>Total:</b>	<b>242</b>	<b>\$ 542,077</b>	<b>1802</b>	<b>\$ 9,832,684</b>	<b>369</b>	<b>\$ 6,725,920</b>	<b>1986</b>	<b>\$ 16,621,382</b>	<b>1922</b>

GSMJIF Monthly Subrogation Gross Recovery 2021				
Month	WC	APD/Prop	LIAB	Total
January		\$ 1,970		\$ 1,970
February	\$ 12,051	\$ 20,610		\$ 32,661
March	\$ 69,214	\$ 57,331		\$ 126,544
April	\$ -	\$ 7,898		\$ 7,898
May	\$ 280	\$ -	\$ -	\$ 280
June	\$ 162,305	\$ 46,879		\$ 209,184
July				\$ -
August				\$ -
September				\$ -
October				\$ -
November				\$ -
December				\$ -
Year to Date:	\$ 243,849	\$ 134,688	\$ -	\$ 378,537

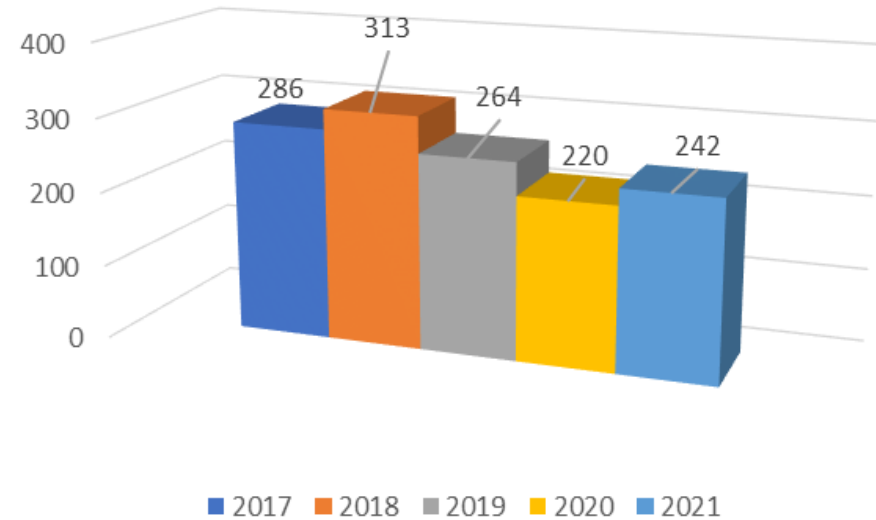
# GSMJIF Commissioner Claim Overview

June 2021 – New Claim Frequency

New Claim Count June 2021

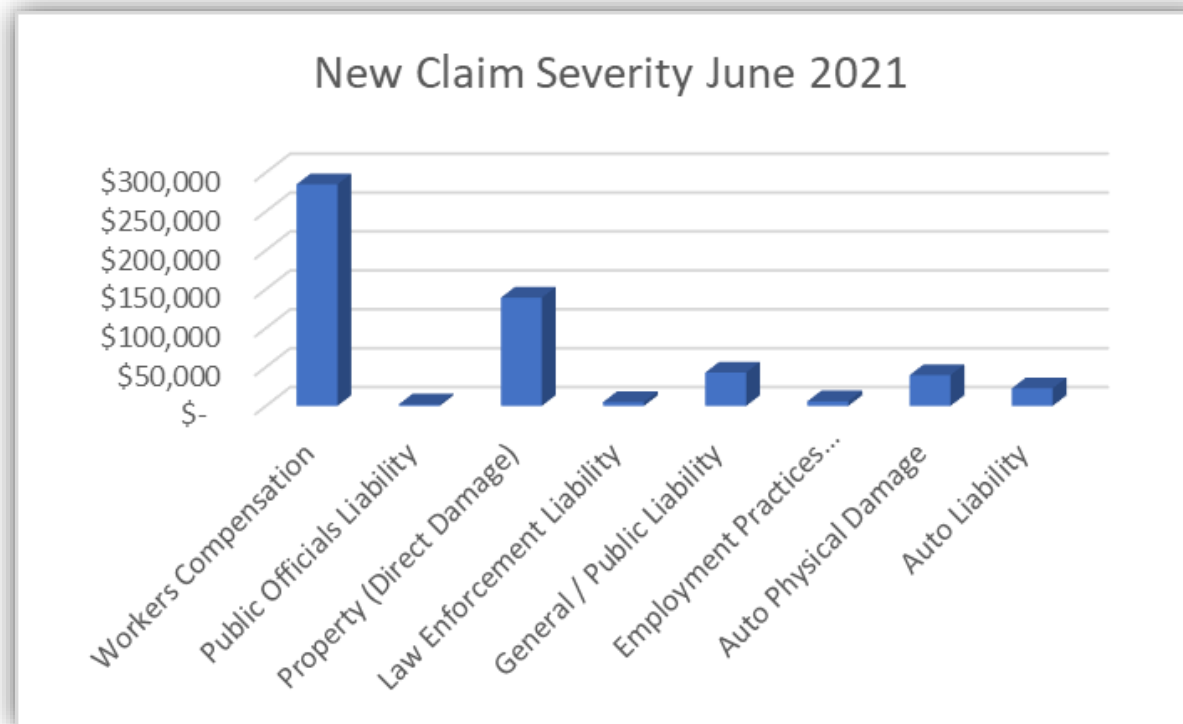


June New Claims by Year



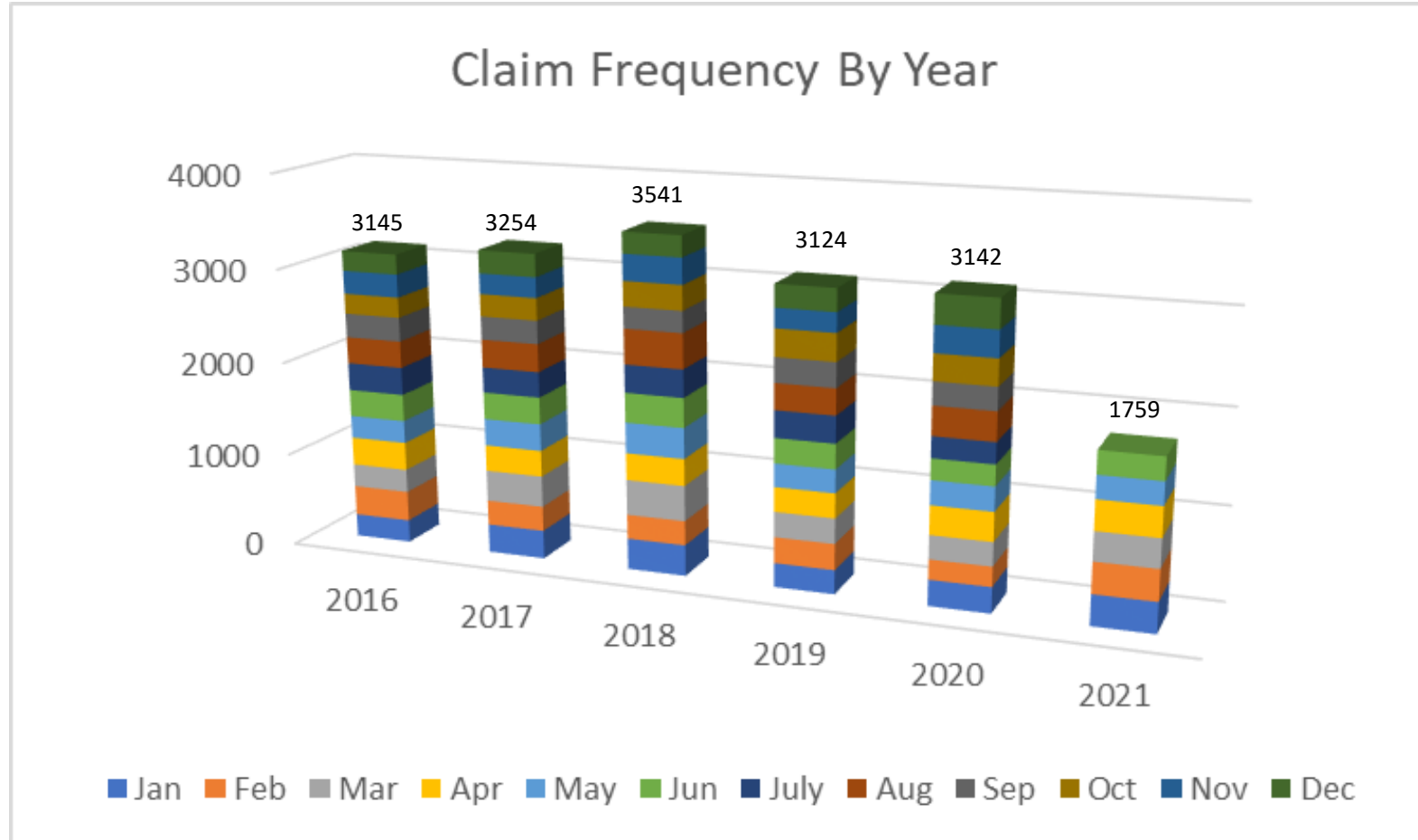
# GSMJIF Commissioner Claim Overview

June 2021 – New Claim Severity



# GSMJIF Commissioner Claim Overview

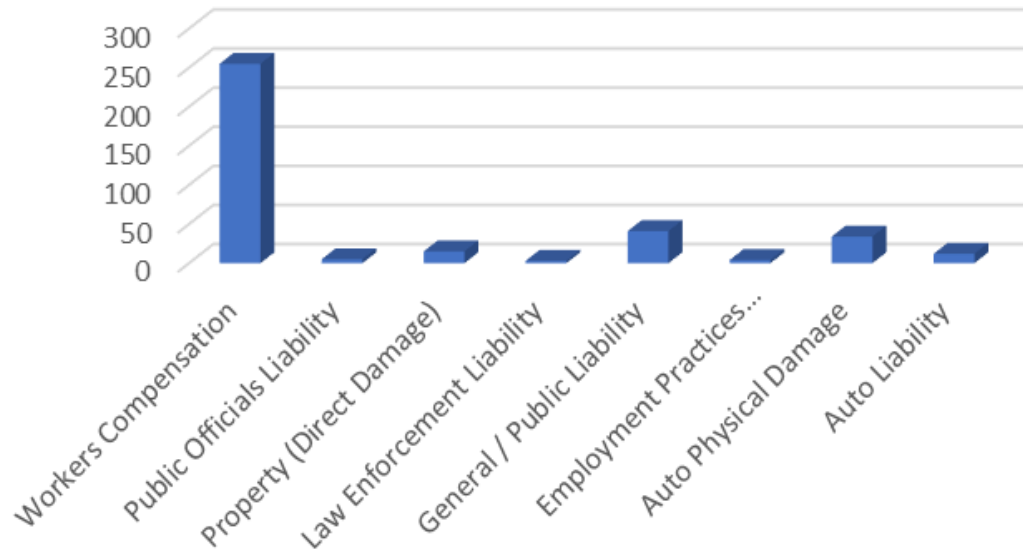
## Historical Frequency



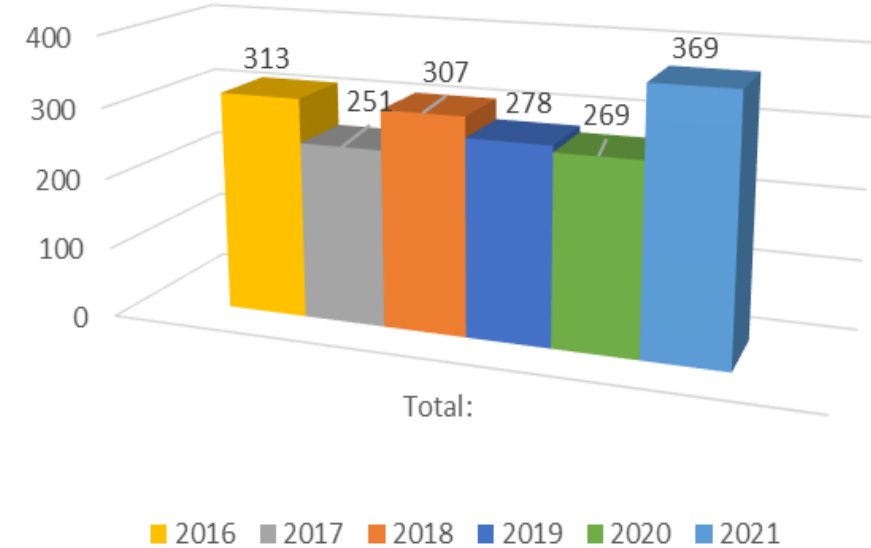
# GSMJIF Commissioner Claim Overview

June 2021 – Closed Claim Frequency

Closed Claim Count June 2021



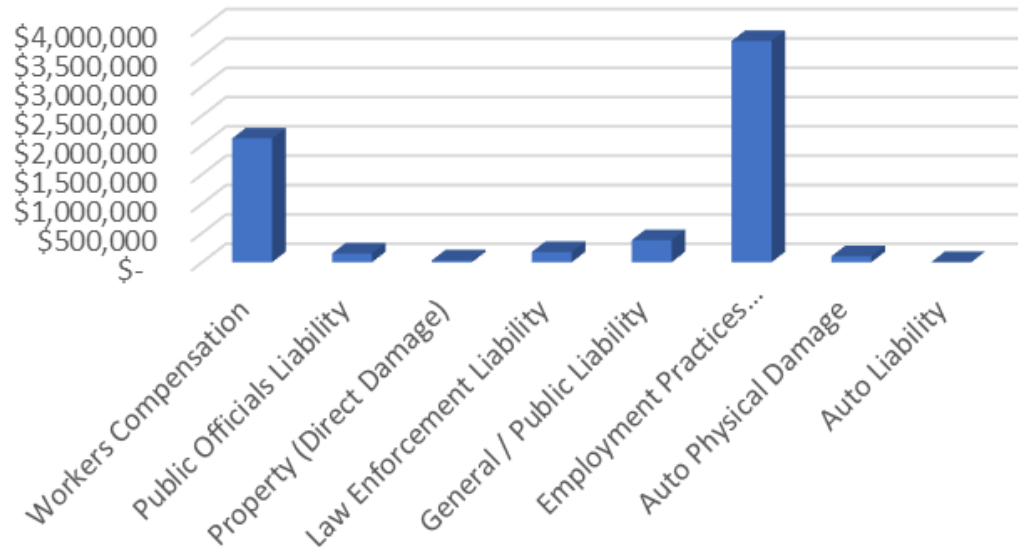
June Closed Claims by Year



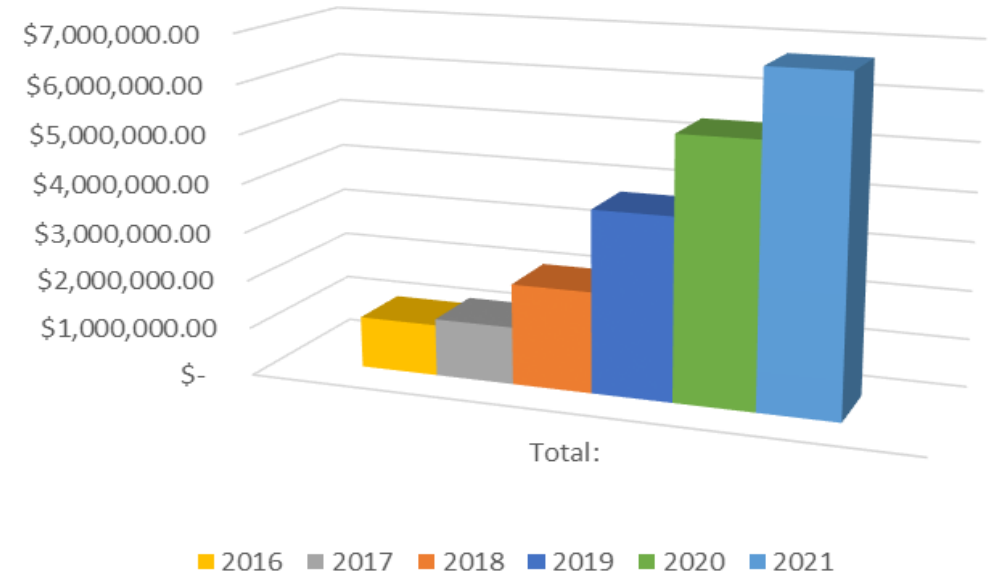
# GSMJIF Commissioner Claim Overview

June 2021 – Closed Claim Severity

Closed Incurred Amount June 2021

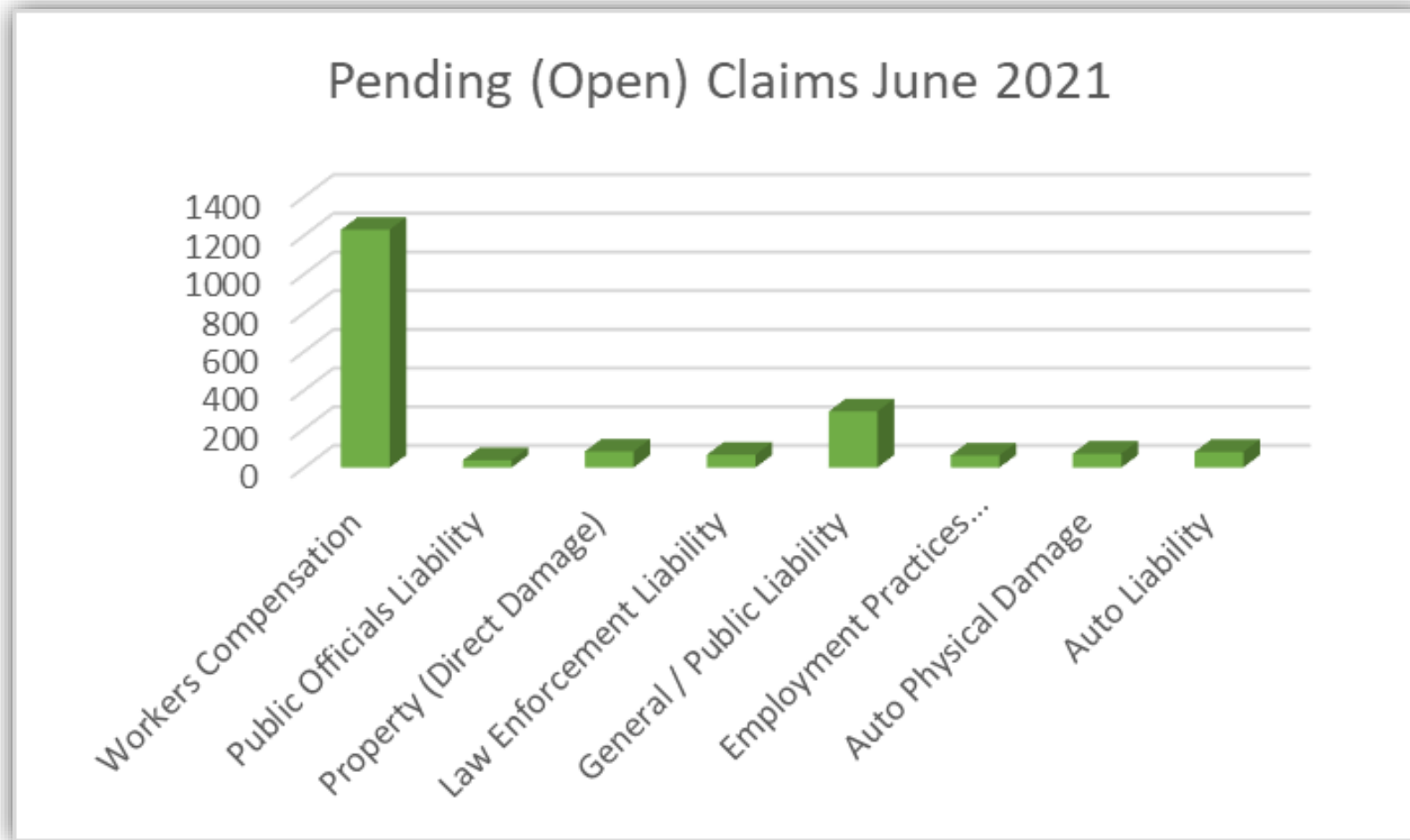


June Closed Incurred Amounts by Year



# GSMJIF Commissioner Claim Overview

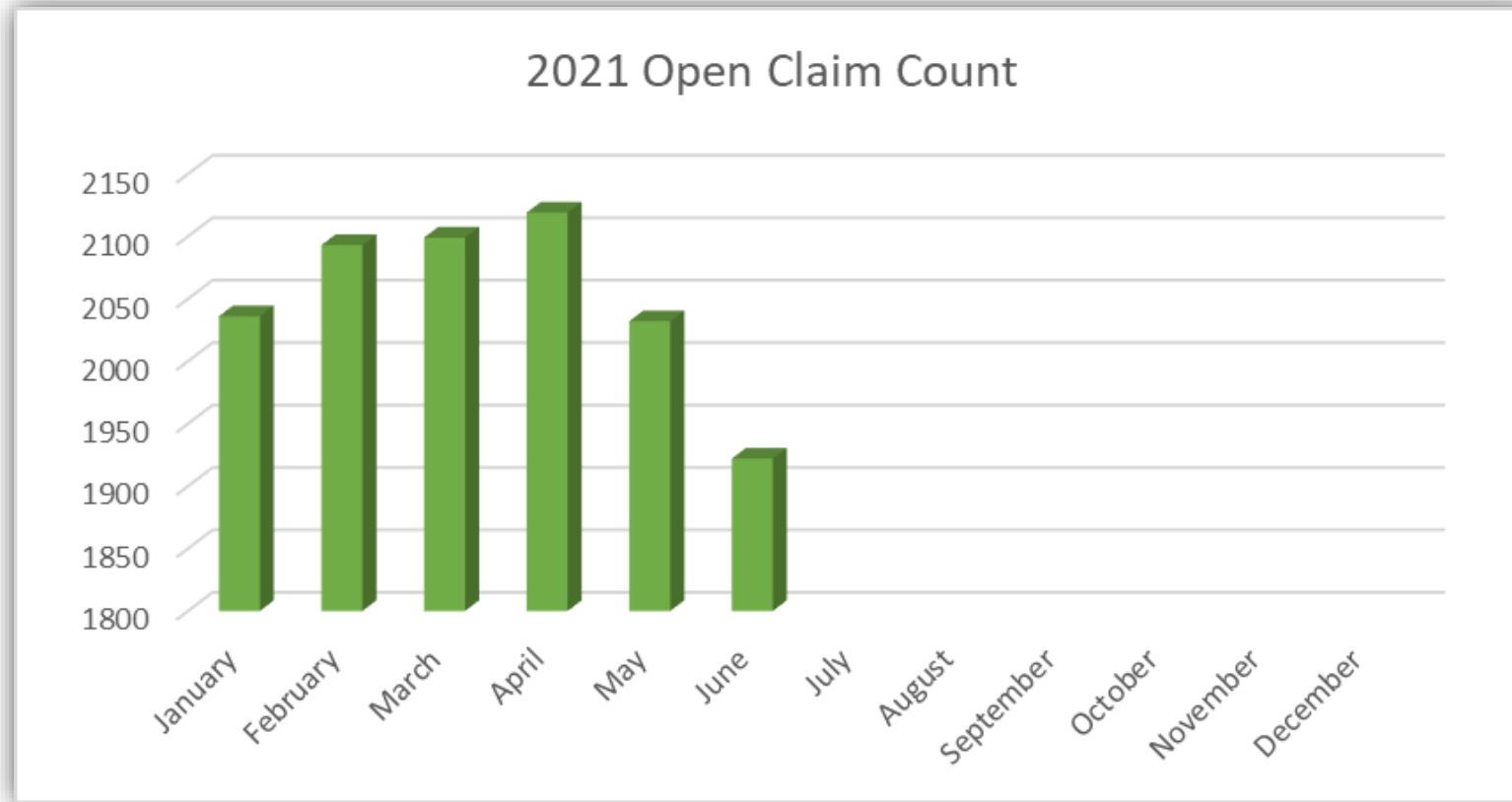
June 2021 – Pending (Open) Claims





# GSMJIF Commissioner Claim Overview

## 2021 Historical Pending (Open) Claims



# GSMJIF Commissioner Claim Overview

## 2021 – Subrogation Gross Recovery

