



GSMJIF - COMM MEETING PAY SUMMARY REPORT

March 2021 Report

March

WC			
TWP	TPA		
Par Troy Hills	D&H	\$	17,474
Bloomfield	D&H	\$	420,466
Morristown	D&H	\$	22,578
Roxbury	D&H	\$	61,611
Neptune	D&H	\$	4,580
North Bergen	CRC	\$	38,682
Linden	Inservco	\$	145,911
All Other	QL	\$	1,182,246
Total WC		\$	1,893,547
PAL			
ALL TWP			
AL	NIP/QL	\$	75,624
APD	NIP/QL	\$	94,743
EPL	NIP/QL	\$	137,416
GL	NIP/QL	\$	188,159
POL	NIP/QL	\$	53,112
PROP	NIP/QL	\$	151,159
Total PAL		\$	700,212
WC		\$	1,893,547
PAL		\$	700,212
Grand Total post 2012		\$	2,593,759
PMA PRIOR 2012			
WC	PMA	\$	111,093
PAL	PMA	\$	-
APD PROP	PMA	\$	-
Total Prior 2012		\$	111,093

Grand Total March

Post 2012 CLAIMS	2,593,759
Prior 2012 CLAIMS	111,093

TOTAL PAID 2,704,852

GSMJIF Commissioner Claim Overview

March 2021 Data Tables

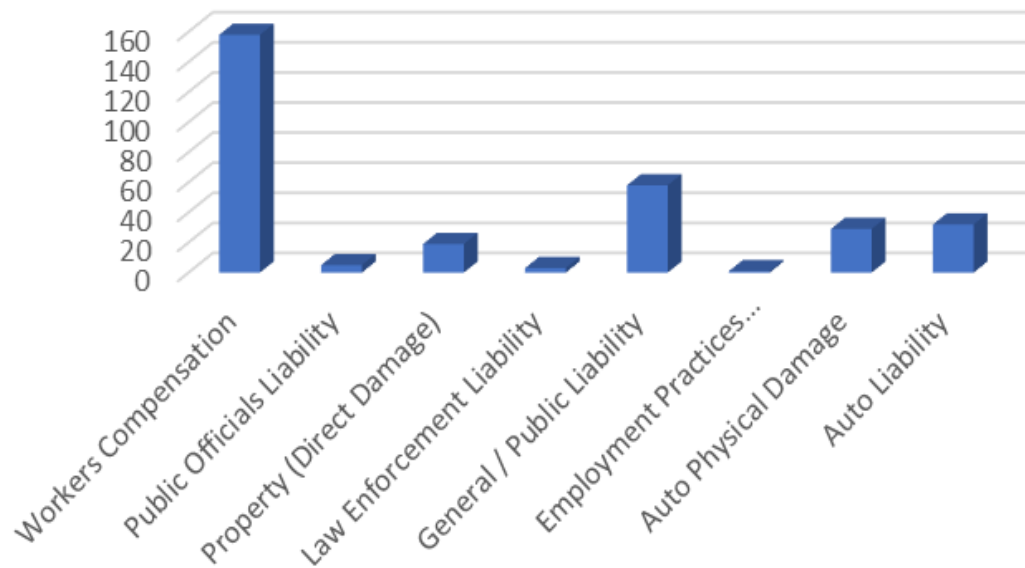
Line of Coverage	New Claim Count	New Claim Incurred Amount	Hist. New Claim Count 2021	Hist. New incurred Amount	Monthly Closed Claim Count	Monthly Closed Incurred Amount	Hist. Closed 2021	Hist. Closed YTD Incurred Amount	ALL Pending (Open) Claims
Workers Compensation	158	\$ 202,985	577	\$ 2,231,452	189	\$ 2,238,394	591	\$ 4,956,553	1360
Public Officials Liability	5	\$ 36,500	7	\$ 56,500	2	\$ 4,813	5	\$ 20,832	39
Property (Direct Damage)	19	\$ 153,385	48	\$ 424,737	12	\$ 46,948	33	\$ 226,147	95
Law Enforcement Liability	3	\$ 15,000	10	\$ 124,050	7	\$ 41,399	10	\$ 42,702	59
General / Public Liability	58	\$ 137,304	136	\$ 331,659	45	\$ 61,604	113	\$ 647,971	289
Employment Practices Liability	1	\$ 35,000	9	\$ 212,550	5	\$ 41,240	9	\$ 389,322	64
Auto Physical Damage	29	\$ 59,979	111	\$ 285,015	41	\$ 178,429	113	\$ 368,571	98
Auto Liability	32	\$ 32,079	81	\$ 107,978	23	\$ 32,633	52	\$ 46,647	95
Total:	305	\$ 672,232	979	\$ 3,773,941	324	\$ 2,645,459	926	\$ 6,698,746	2099

GSMJIF Monthly Subrogation Gross Recovery 2021				
Month	WC	APD/Prop	LIAB	Total
January		\$ 1,970		\$ 1,970
February	\$ 12,051	\$ 20,610		\$ 32,661
March	\$ 69,214	\$ 57,331		\$ 126,544
April				\$ -
May				\$ -
June				\$ -
July				\$ -
August				\$ -
September				\$ -
October				\$ -
November				\$ -
December				\$ -
Year to Date:	\$ 81,265	\$ 79,911	\$ -	\$ 161,175

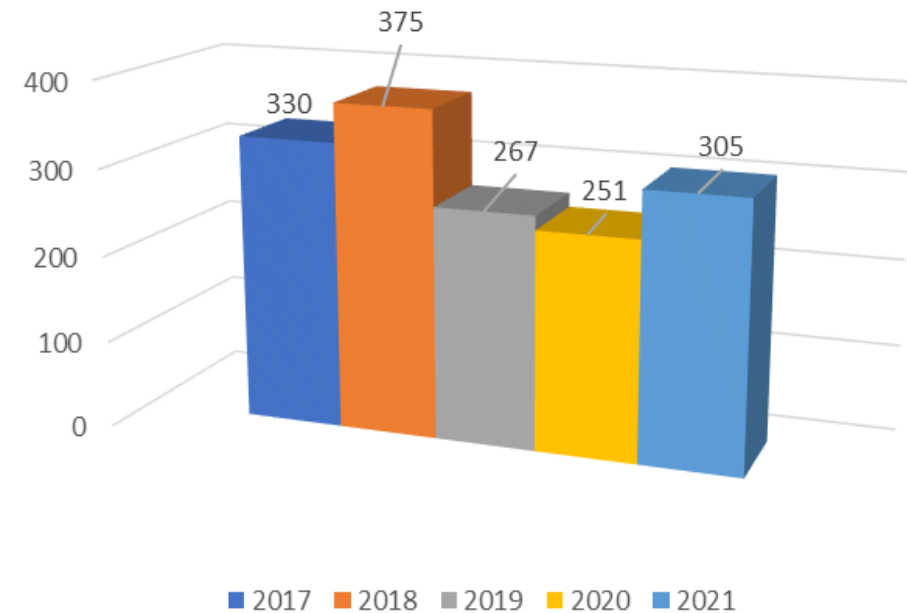
GSMJIF Commissioner Claim Overview

March 2021 – New Claim Frequency

New Claim Count March 2021

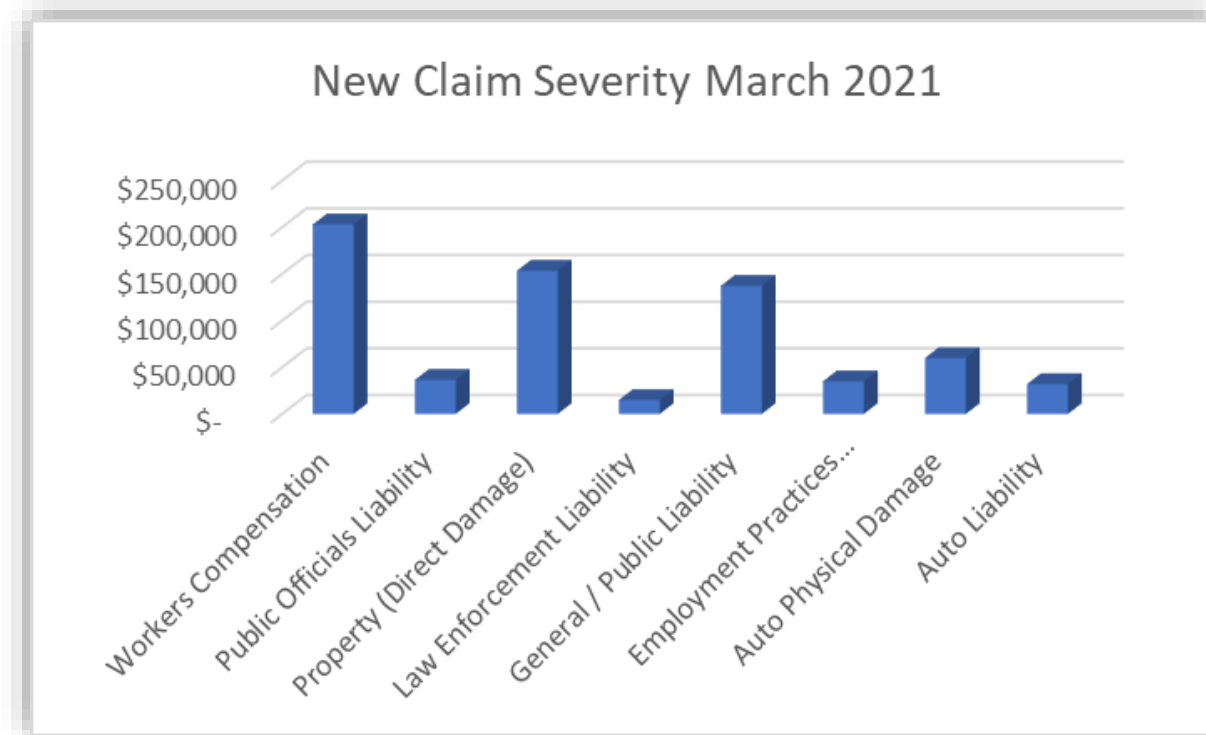


March New Claims by Year



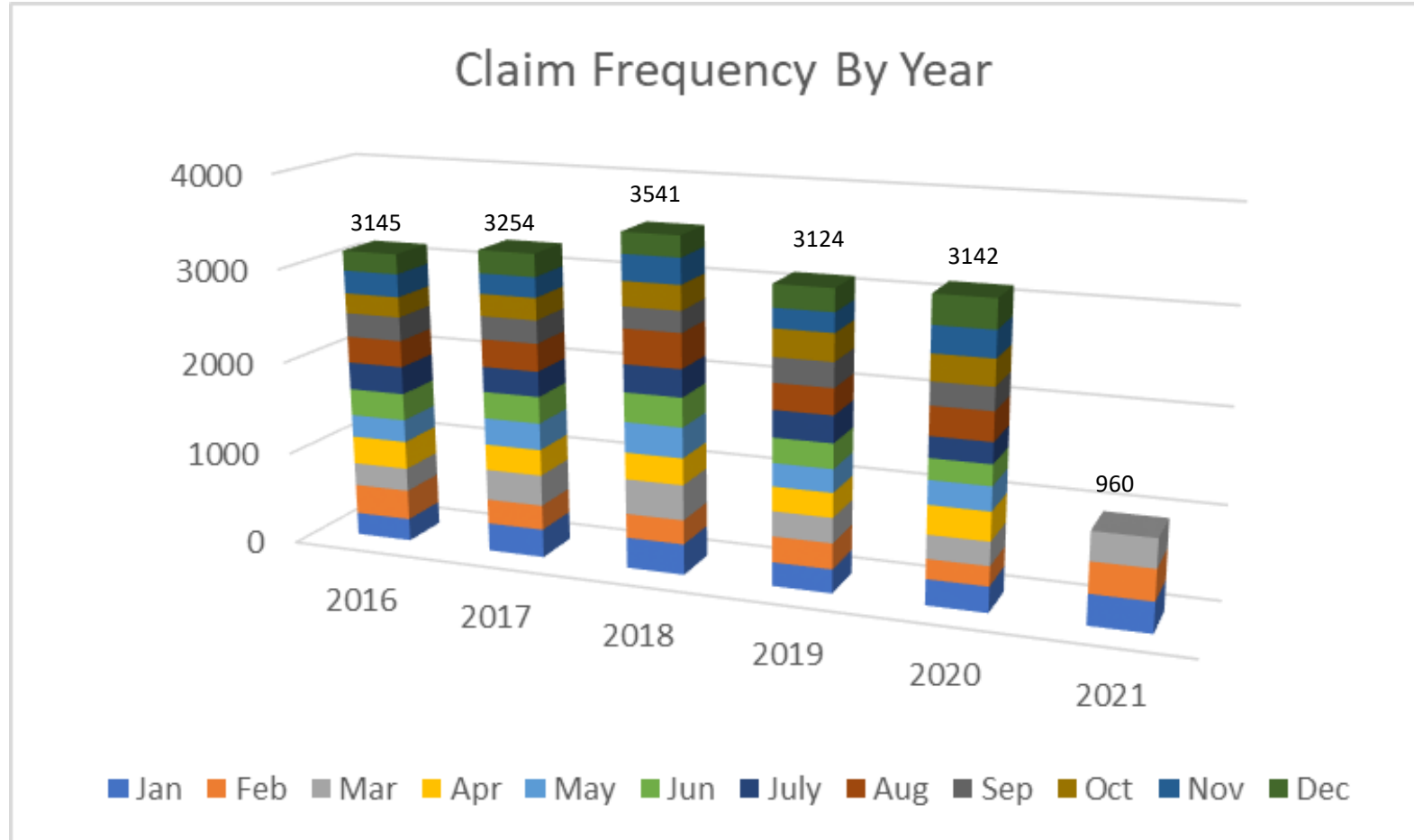
GSMJIF Commissioner Claim Overview

March 2021 – New Claim Severity



GSMJIF Commissioner Claim Overview

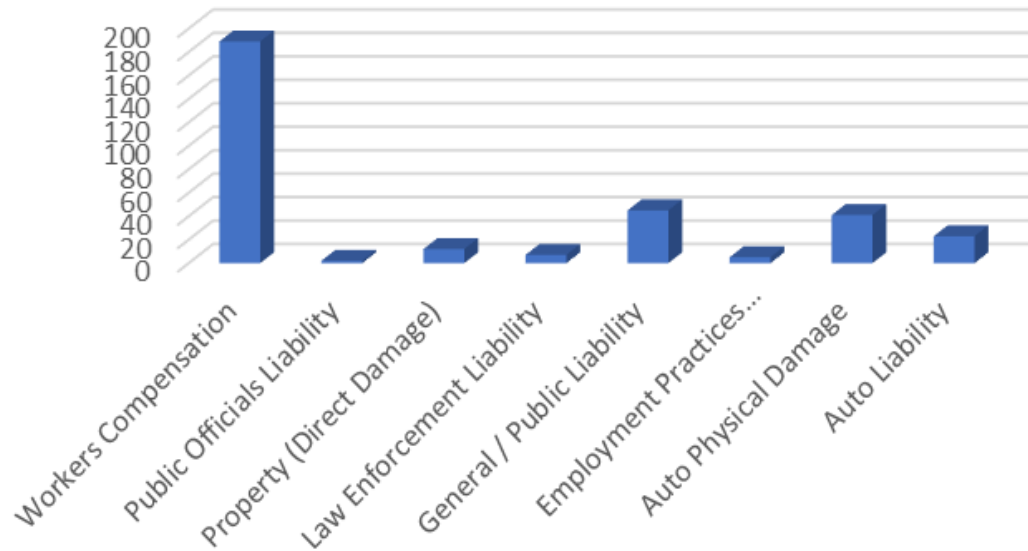
Historical Frequency



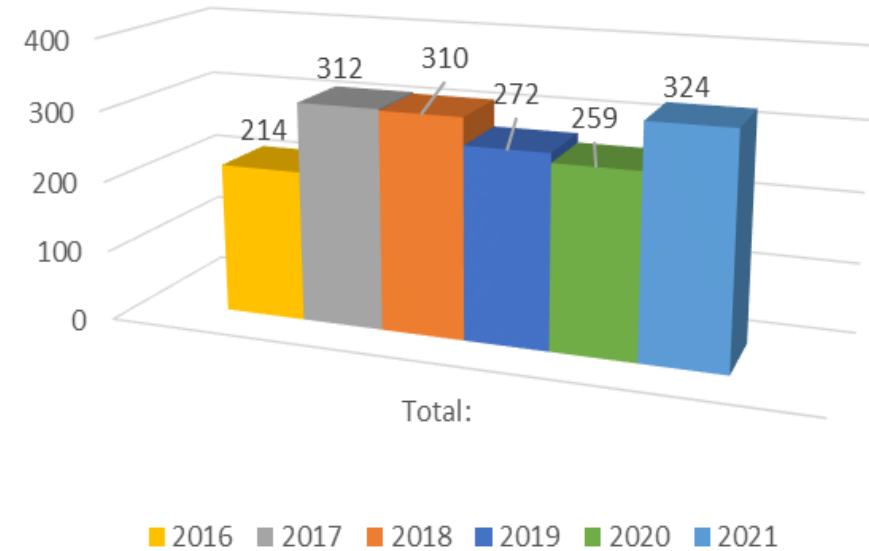
GSMJIF Commissioner Claim Overview

March 2021 – Closed Claim Frequency

Closed Claim Count March 2021



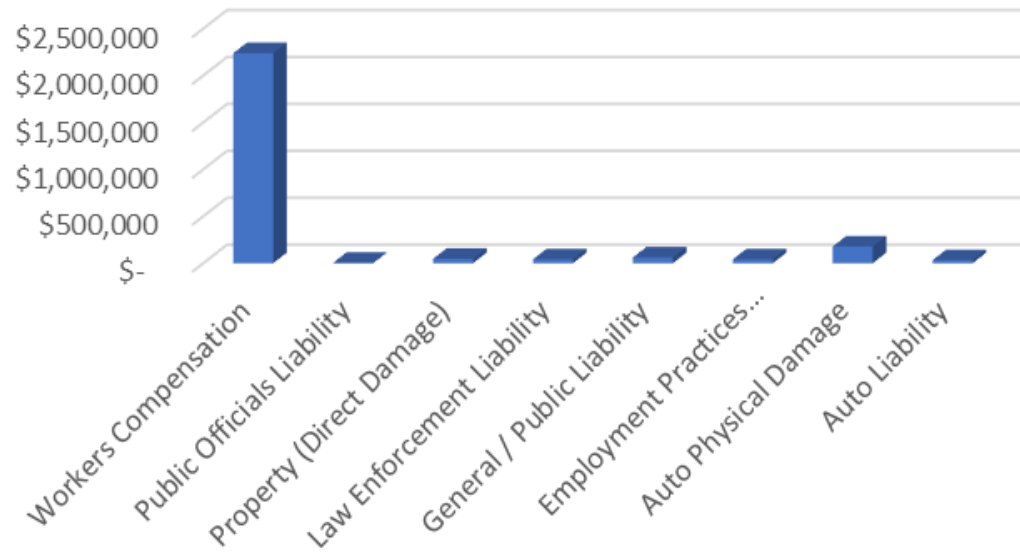
March Closed Claims by Year



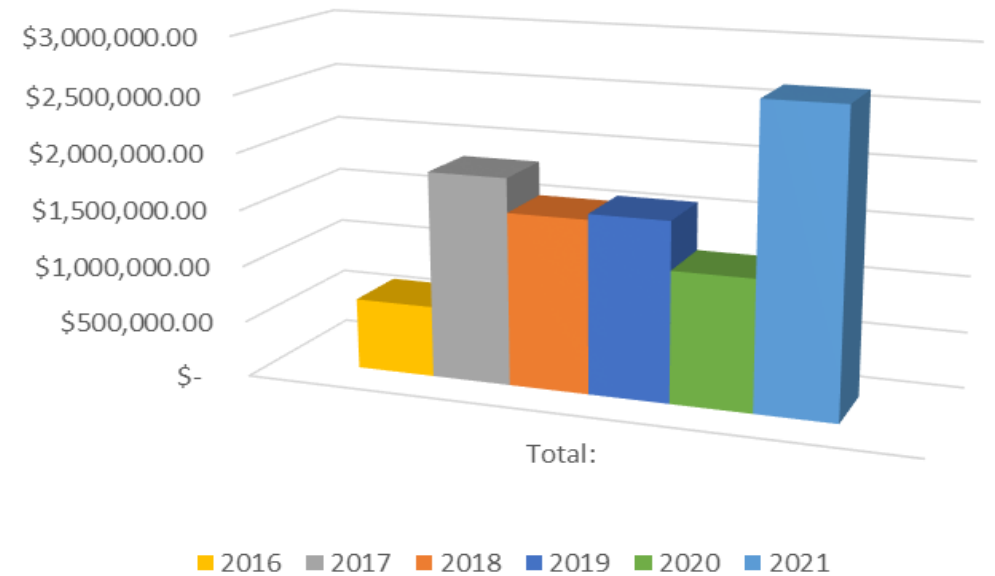
GSMJIF Commissioner Claim Overview

March 2021 – Closed Claim Severity

Closed Incurred Amount March 2021

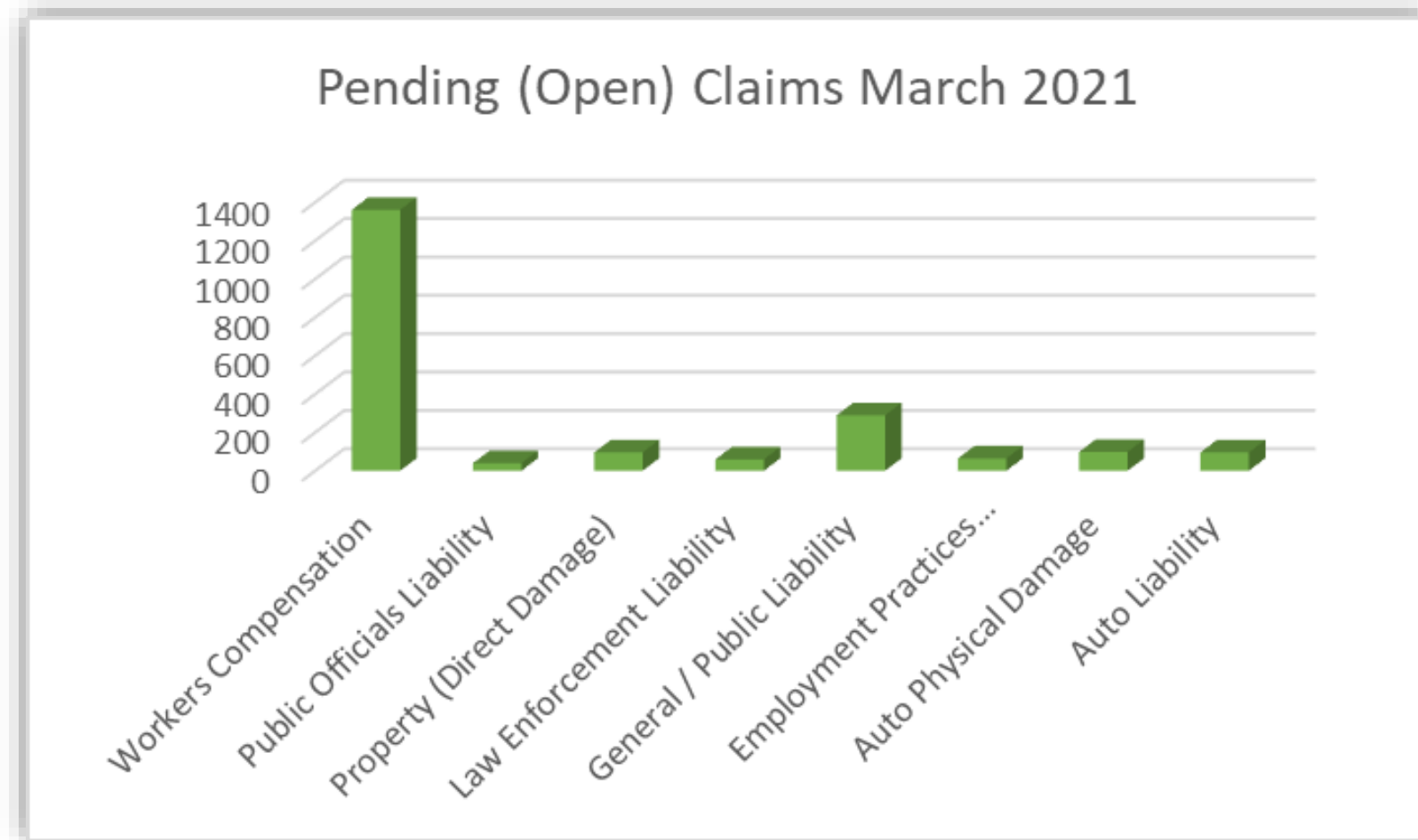


March Closed Incurred Amounts by Year



GSMJIF Commissioner Claim Overview

March 2021 – Pending (Open) Claims



GSMJIF Commissioner Claim Overview

2021 Historical Pending (Open) Claims



GSMJIF Commissioner Claim Overview

2021 – Subrogation Gross Recovery

