



GSMJIF - COMM MEETING PAY SUMMARY REPORT

January 2021 Report

December

WC			
TWP	TPA		
Par Troy Hills	D&H	\$	267,189
Bloomfield	D&H	\$	36,279
Morristown	D&H	\$	64,169
Roxbury	D&H	\$	39,726
North Bergen	CRC		
Linden	Inservco	\$	43,423
All Other	QL	\$	893,790
Total WC		\$	1,344,576

Not Reported

Grand Total December

Post 2012 CLAIMS	3,912,016
Prior 2012 CLAIMS	23,747

TOTAL PAID 3,935,763

PAL			
ALL TWP			
AL	NIP/QL	\$	72,921
APD	NIP/QL	\$	200,329
EPL	NIP/QL	\$	278,705
GL	NIP/QL	\$	1,800,802
POL	NIP/QL	\$	105,183
PROP	NIP/QL	\$	109,500
Total PAL		\$	2,567,440

WC	\$	1,344,576
PAL	\$	2,567,440
Grand Total post 2012	\$	3,912,016

PMA PRIOR 2012

WC	PMA	\$	23,478
PAL	PMA	\$	269
APD PROP	PMA	\$	-
Total Prior 2012		\$	23,747

GSMJIF Commissioner Claim Overview

January 2021 Data Tables

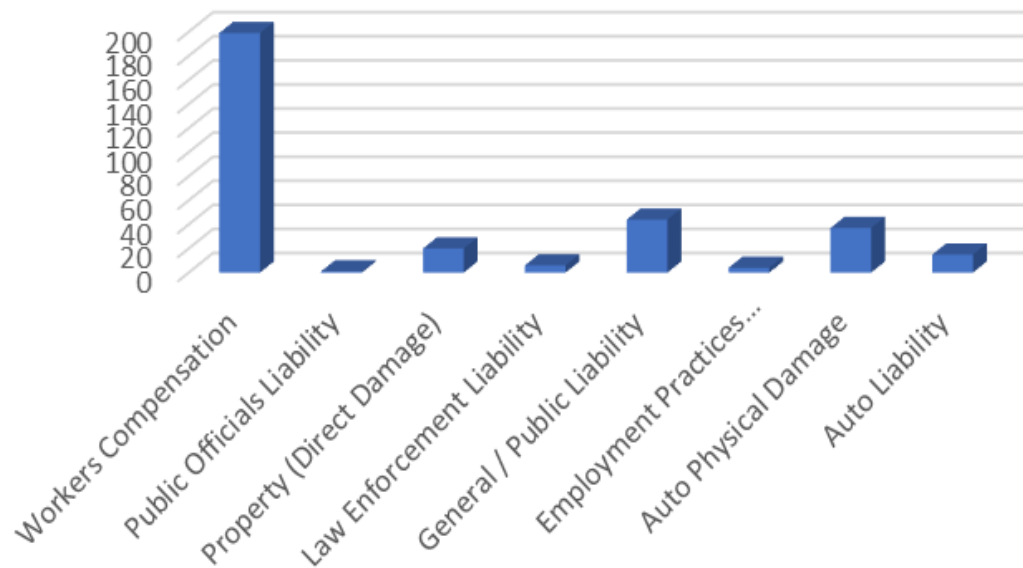
Line of Coverage	New Claim Count	New Claim Incurred Amount	Hist. New Claim Count 2021	Hist. New incurred Amount	Monthly Closed Claim Count	Monthly Closed Incurred Amount	Hist. Closed 2021	Hist. Closed YTD Incurred Amount	ALL Pending (Open) Claims
Workers Compensation	199	\$ 202,742	199	\$ 202,742	221	\$ 1,547,458	221	\$ 1,547,458	1342
Public Officials Liability	1	\$ 20,000	1	\$ 20,000	0	\$ -	0	\$ -	34
Property (Direct Damage)	20	\$ 138,050	20	\$ 138,050	11	\$ 100,635	11	\$ 100,635	89
Law Enforcement Liability	6	\$ 95,050	6	\$ 95,050	3	\$ 1,562,823	3	\$ 1,562,823	57
General / Public Liability	44	\$ 110,050	44	\$ 110,050	31	\$ 402,565	31	\$ 402,565	268
Employment Practices Liability	4	\$ 37,000	4	\$ 37,000	0	\$ -	0	\$ -	68
Auto Physical Damage	37	\$ 69,664	37	\$ 69,664	31	\$ 120,839	31	\$ 120,839	106
Auto Liability	15	\$ 26,498	15	\$ 26,498	14	\$ 6,682	14	\$ 6,682	72
Total:	326	\$ 699,054	326	\$ 699,054	311	\$ 3,741,001	311	\$ 3,741,001	2036

GSMJIF Monthly Subrogation Gross Recovery 2021				
Month	WC	APD/Prop	LIAB	Total
January		\$ 1,970		
February				\$ -
March				\$ -
April				\$ -
May				\$ -
June				\$ -
July				\$ -
August				\$ -
September				\$ -
October				\$ -
November				\$ -
December				\$ -
Year to Date:	\$ -	\$ 1,970	\$ -	\$ 1,970

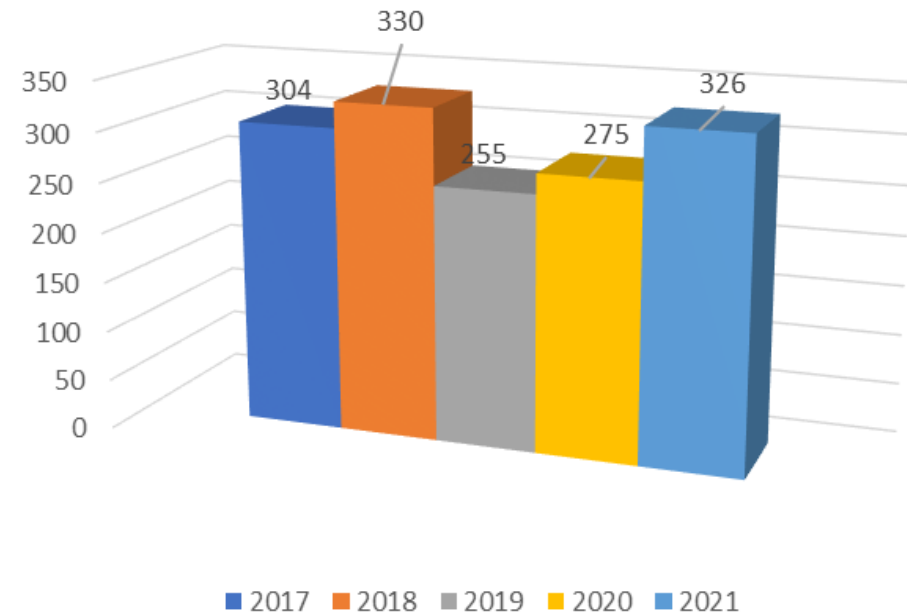
GSMJIF Commissioner Claim Overview

January 2021 – New Claim Frequency

New Claim Count January 2021

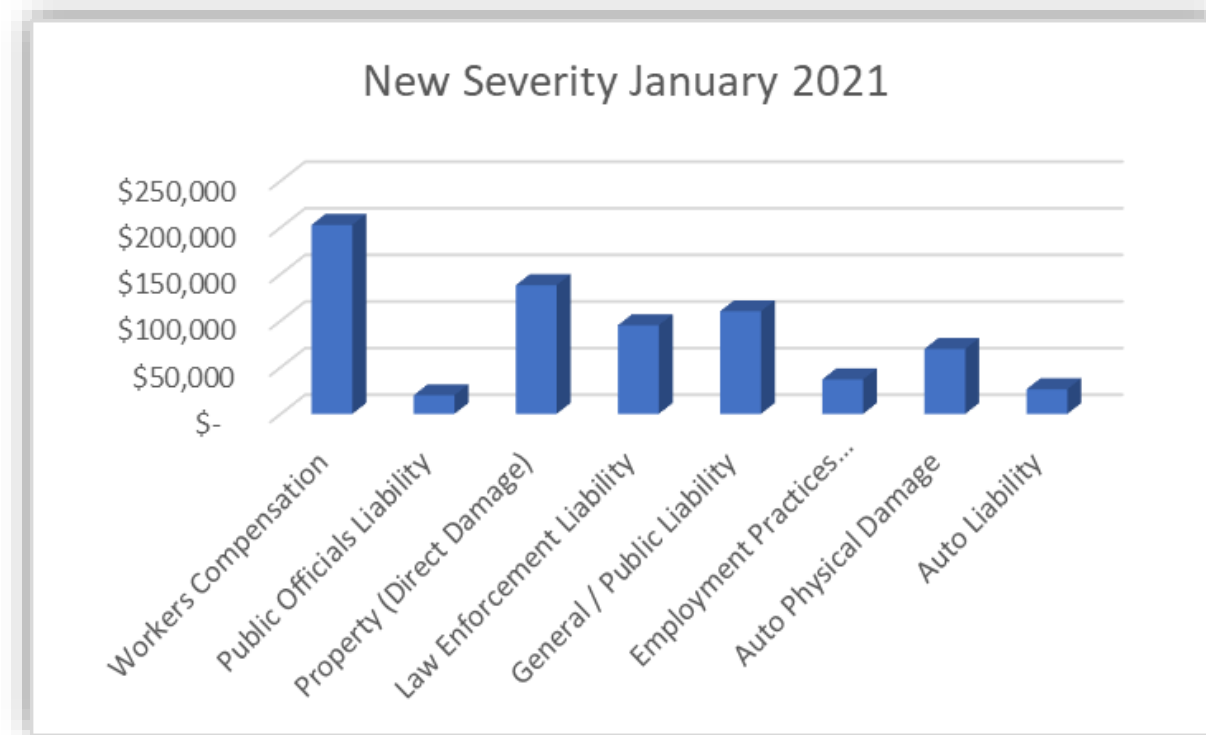


January New Claims by Year



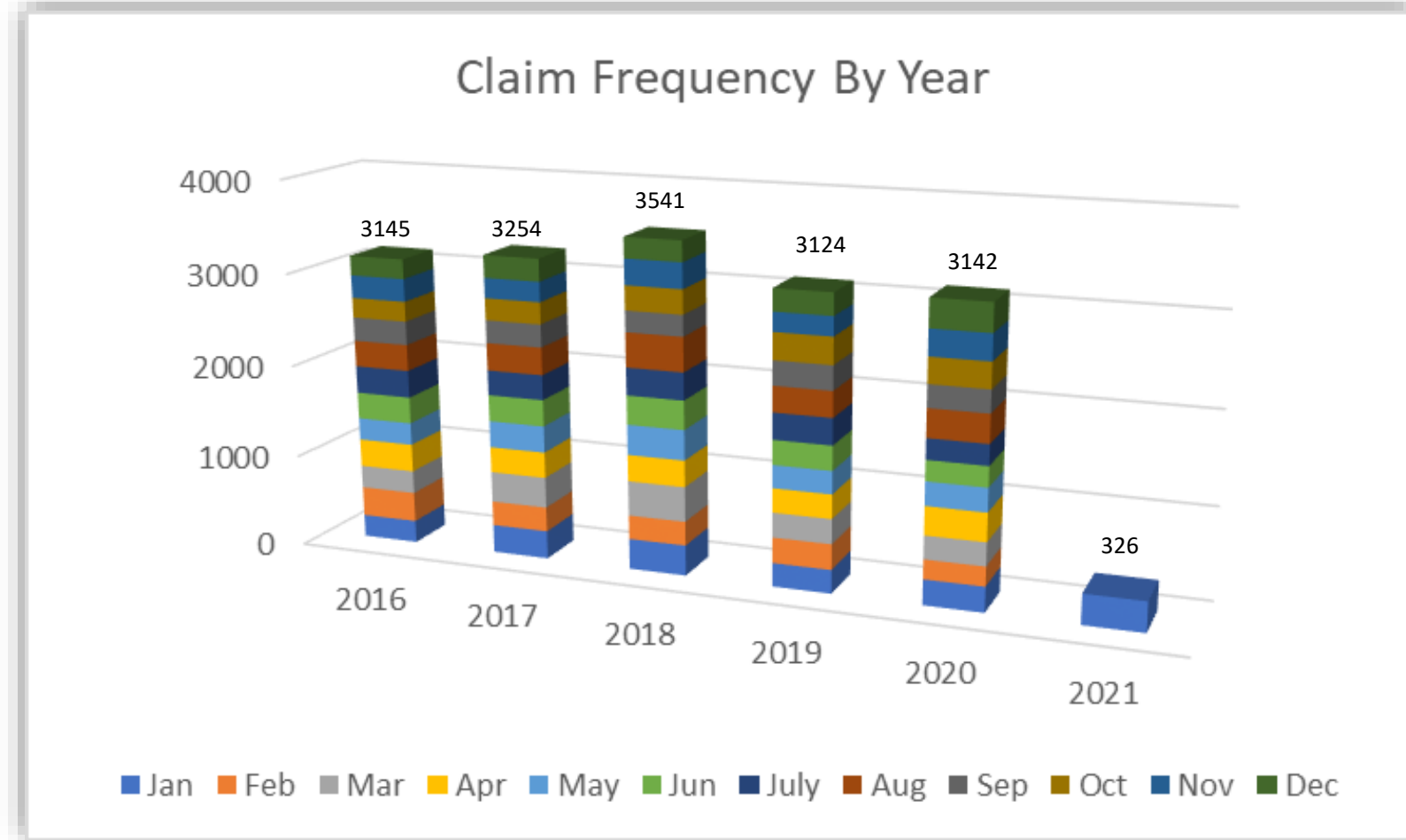
GSMJIF Commissioner Claim Overview

January 2021 – New Claim Severity



GSMJIF Commissioner Claim Overview

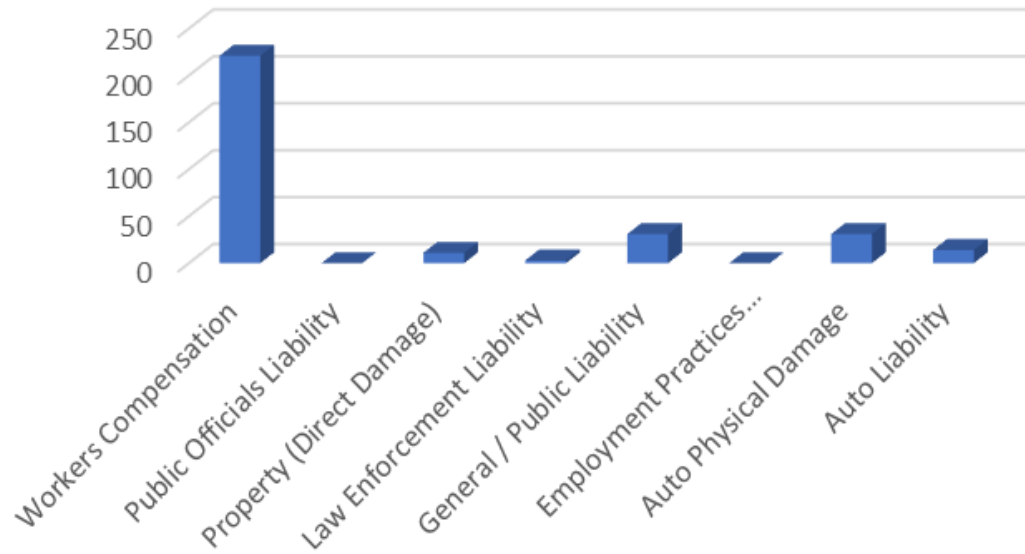
Historical Frequency



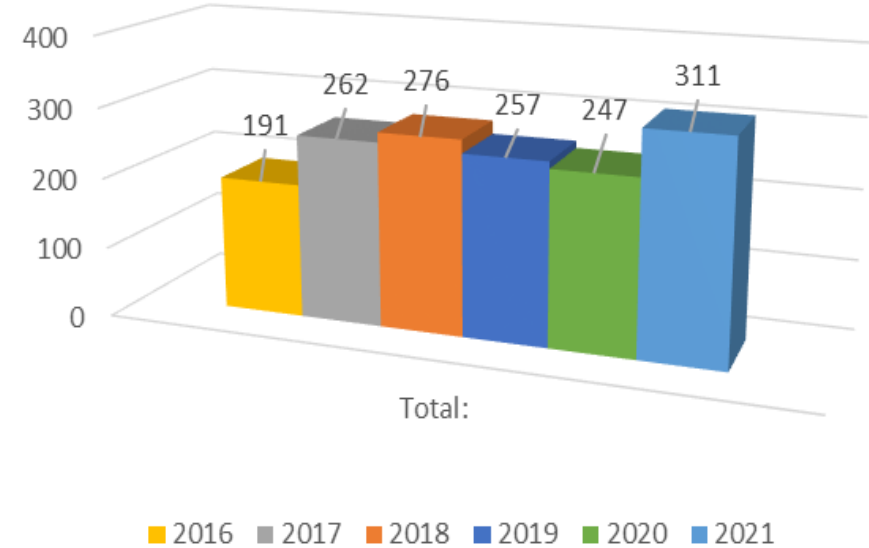
GSMJIF Commissioner Claim Overview

January 2021 – Closed Claim Frequency

Closed Claim Count January 2021



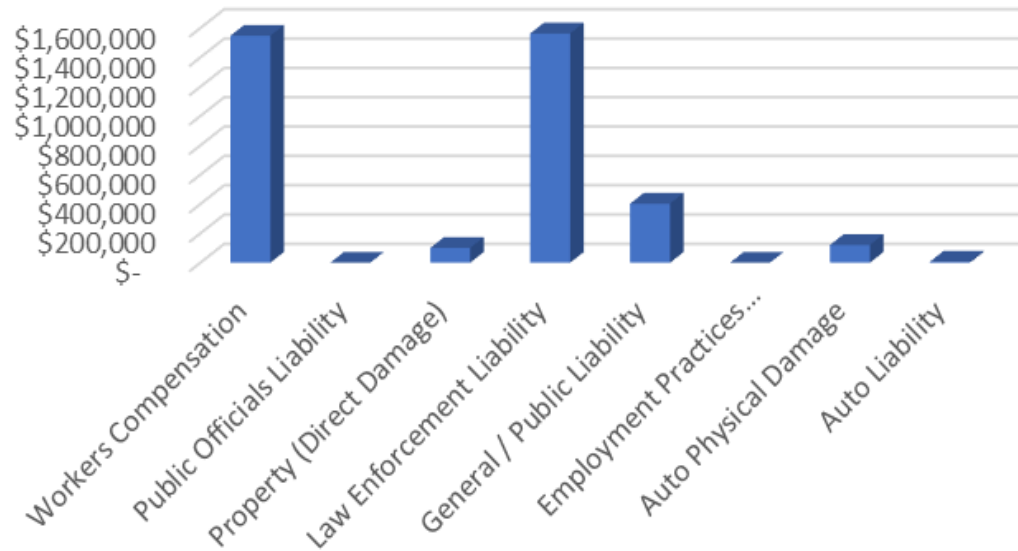
January Closed Claims by Year



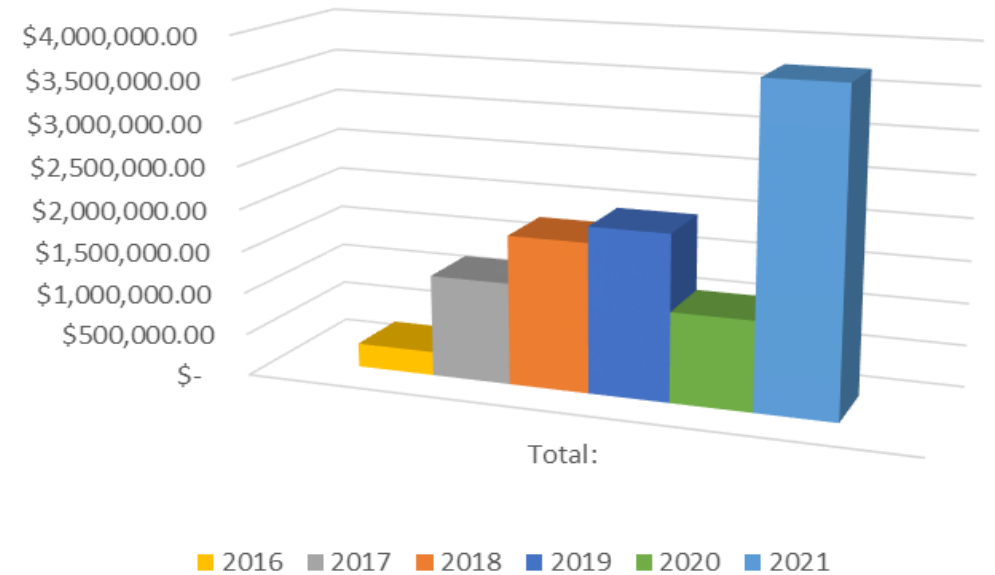
GSMJIF Commissioner Claim Overview

January 2021 – Closed Claim Severity

Closed Incurred Amount January 2021

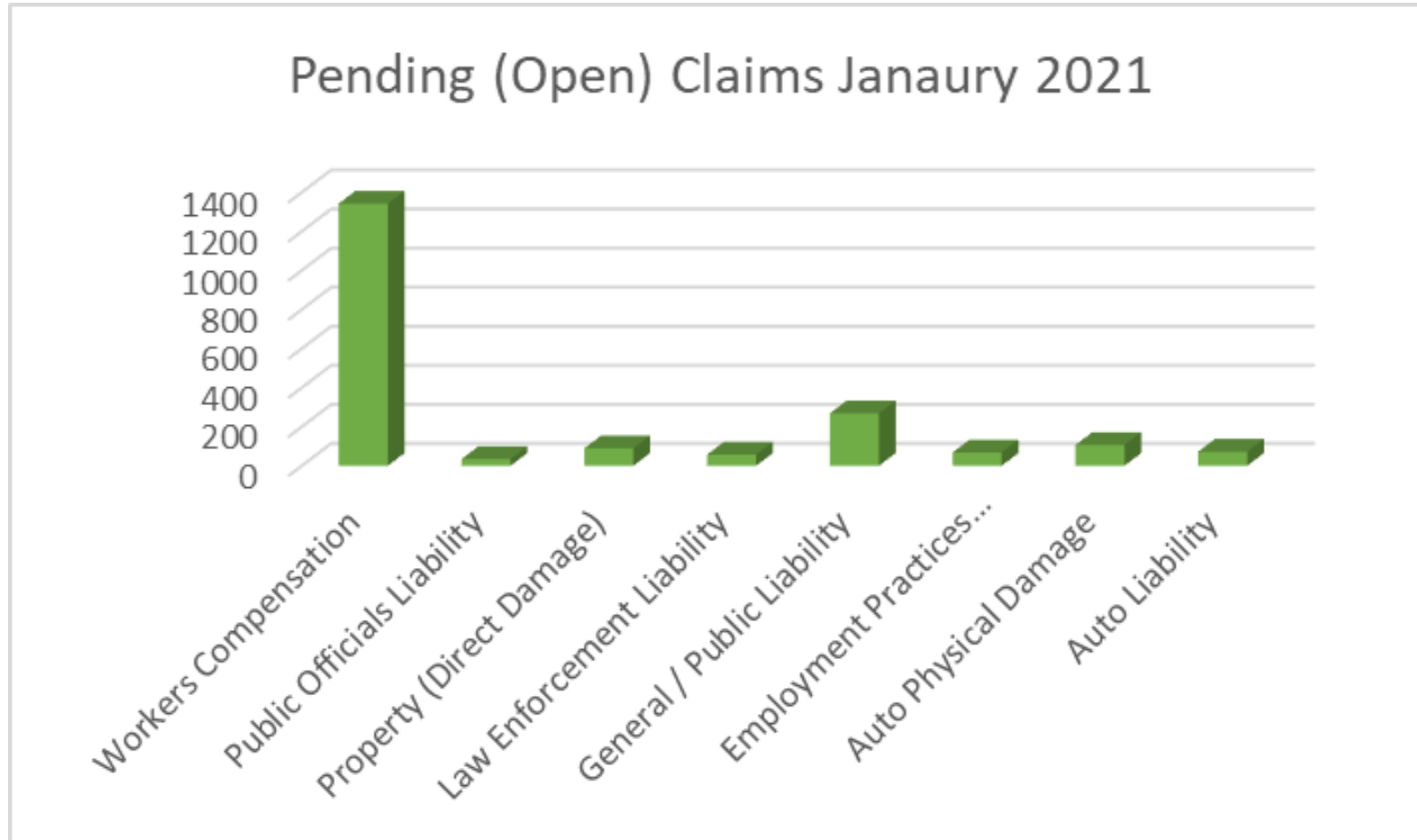


January Closed Incurred Amounts by Year



GSMJIF Commissioner Claim Overview

January 2021 – Pending (Open) Claims



GSMJIF Commissioner Claim Overview

2021 Historical Pending (Open) Claims



GSMJIF Commissioner Claim Overview

2021 – Subrogation Gross Recovery

