



GSMJIF - COMM MEETING PAY SUMMARY REPORT

December 2020 Report

December

WC		TPA	
TWP			
Par Troy Hills	D&H	\$	59,110
Bloomfield	D&H	\$	60,046
Morristown	D&H	\$	188,205
Roxbury	D&H	\$	31,025
North Bergen	CRC	\$	154,124
Linden	Inservco	\$	48,524
All Other	QL	\$	1,137,686
Total WC		\$	1,678,720

Grand Total December
 Post 2012 CLAIMS - \$2,275,686
 Prior 2012 CLAIMS - \$15,771

TOTAL PAID
 \$2,291,457

PAL		ALL TWP	
AL	NIP/QL	\$	117,255
APD	NIP/QL	\$	4,506
EPL	NIP/QL	\$	115,811
GL	NIP/QL	\$	253,433
POL	NIP/QL	\$	62,885
PROP	NIP/QL	\$	43,076
Total PAL		\$	596,966

WC		\$	1,678,720
PAL		\$	596,966
Grand Total post 2012		\$	2,275,686

PMA PRIOR 2012

WC	PMA	\$	15,771
PAL	PMA	\$	-
APD PROP	PMA	\$	-
Total Prior 2012		\$	15,771

GSMJIF Commissioner Claim Overview

December 2020 Data Tables

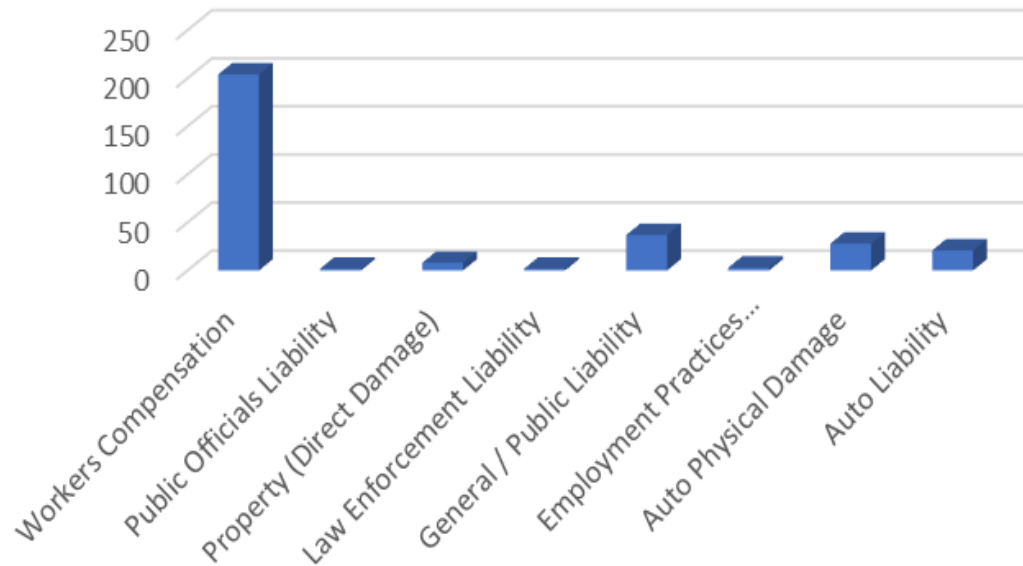
Line of Coverage	New Claim Count	New Claim Incurred Amount	Hist. New Claim Count 2020	Hist. New incurred Amount	Monthly Closed Claim Count	Monthly Closed Incurred Amount	Hist. Closed 2020	Hist. Closed YTD Incurred Amount	ALL Pending (Open) Claims
Workers Compensation	204	\$ 306,361	1803	\$ 15,756,314	166	\$ 2,145,961	1650	\$ 17,438,857	1353
Public Officials Liability	2	\$ 1,000	38	\$ 327,463	2	\$ 12	36	\$ 1,344,686	33
Property (Direct Damage)	8	\$ 29,188	144	\$ 1,271,850	7	\$ 350,886	122	\$ 4,304,473	79
Law Enforcement Liability	2	\$ 1,000	39	\$ 510,239	3	\$ 5,600	51	\$ 4,265,611	53
General / Public Liability	37	\$ 101,900	545	\$ 1,079,156	56	\$ 118,515	536	\$ 1,280,395	247
Employment Practices Liability	3	\$ 61,500	44	\$ 1,260,711	4	\$ 20,646	29	\$ 1,901,641	64
Auto Physical Damage	28	\$ 42,611	413	\$ 748,062	40	\$ 41,797	420	\$ 689,584	98
Auto Liability	21	\$ 41,050	198	\$ 389,545	13	\$ 15,527	198	\$ 156,276	70
Total:	305	\$ 584,610	3224	\$ 21,343,341	291	\$ 2,698,944	3042	\$ 31,381,524	1997

GSMJIF Monthly Subrogation Gross Recovery 2020						Total
Month	WC	APD/Prop	LIAB	15% Fee Collected		
January	\$ 42,990	\$ 179,422	\$ -	\$ 14,801	\$	222,412
February	\$ 215,590	\$ 64,552	\$ -	\$ 7,167	\$	280,142
March	\$ 50,989	\$ 62,529	\$ -	\$ 9,379	\$	113,518
April	\$ 40,945	\$ 50,081	\$ -	\$ 7,512	\$	91,026
May	\$ 26,764	\$ 57,591	\$ -	\$ 8,636	\$	84,355
June	\$ -	\$ 8,659	\$ -	\$ 1,299	\$	8,659
July	\$ 30,899	\$ 42,251	\$ -	\$ 6,338	\$	73,150
August	\$ -	\$ -	\$ -	\$ -	\$	-
September	\$ 38,980	\$ 21,519	\$ -	\$ 3,058	\$	63,557
October	\$ 100,000.00	\$ 18,263.78	\$ -	\$ 2,740	\$	118,264
November	\$ -	\$ 52,420.00	\$ -	\$ 7,863	\$	52,420
December	\$ -	\$ 16,572.00	\$ -	\$ 2,486	\$	16,572
Year to Date:	\$ 547,156	\$ 573,860	\$ -	\$ 71,279	\$	1,121,017

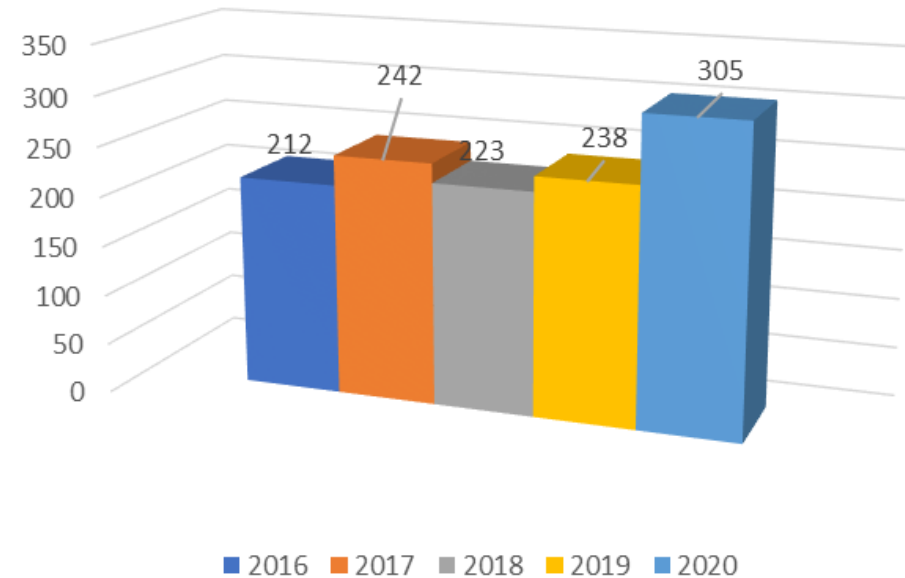
GSMJIF Commissioner Claim Overview

December 2020 – New Claim Frequency

New Claim Count December 2020

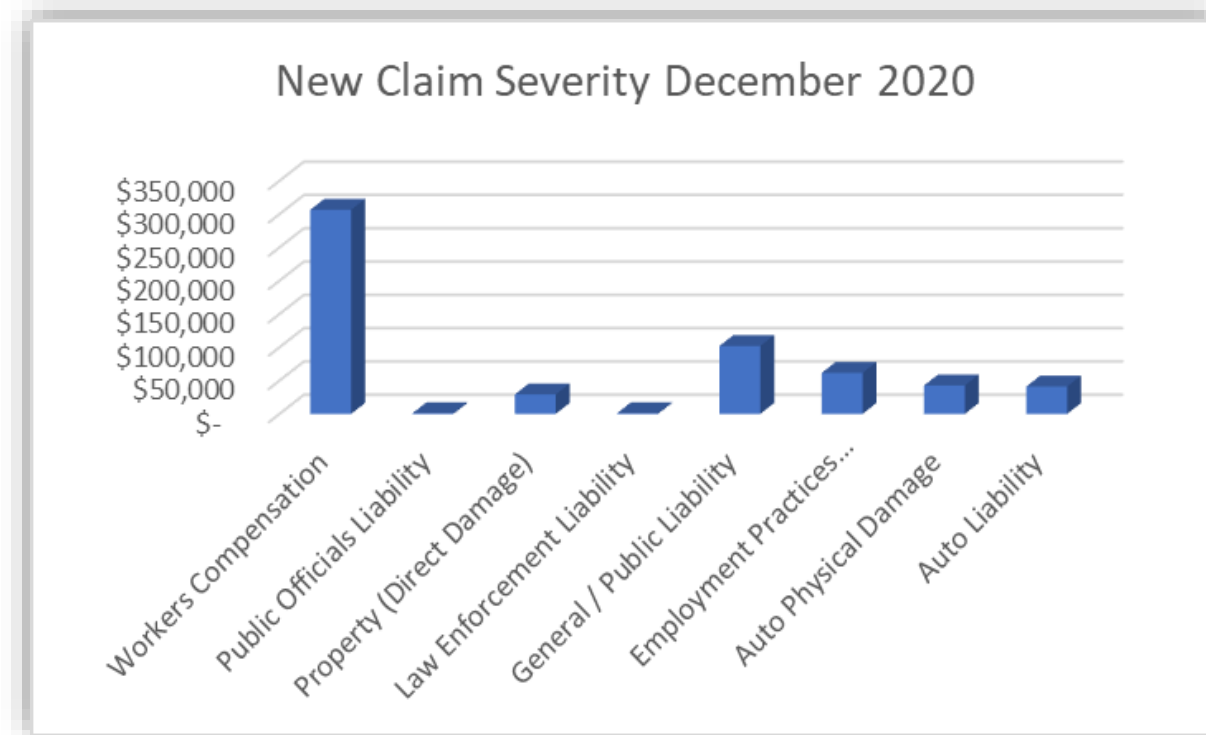


December New Claims by Year



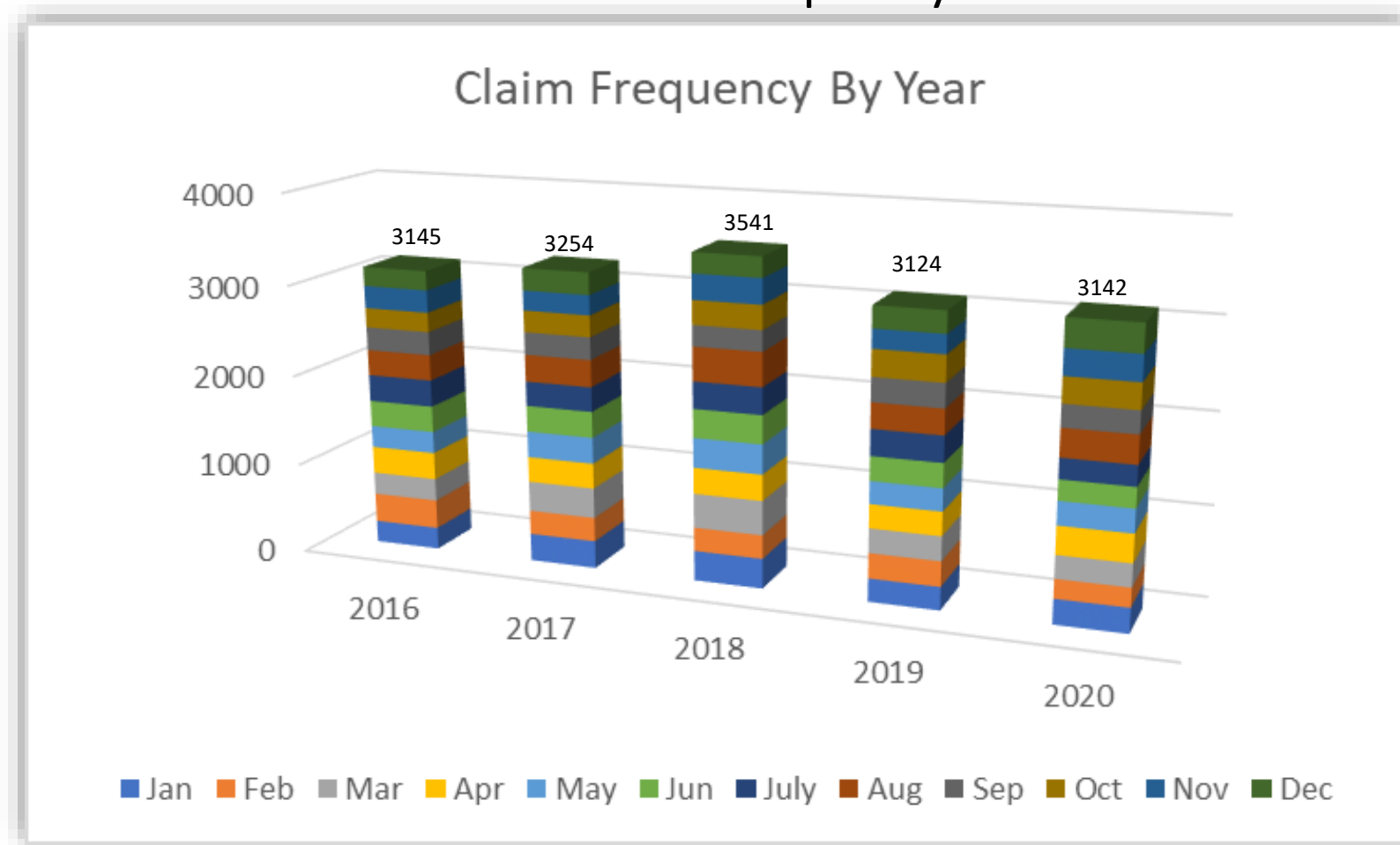
GSMJIF Commissioner Claim Overview

December 2020– New Claim Severity



GSMJIF Commissioner Claim Overview

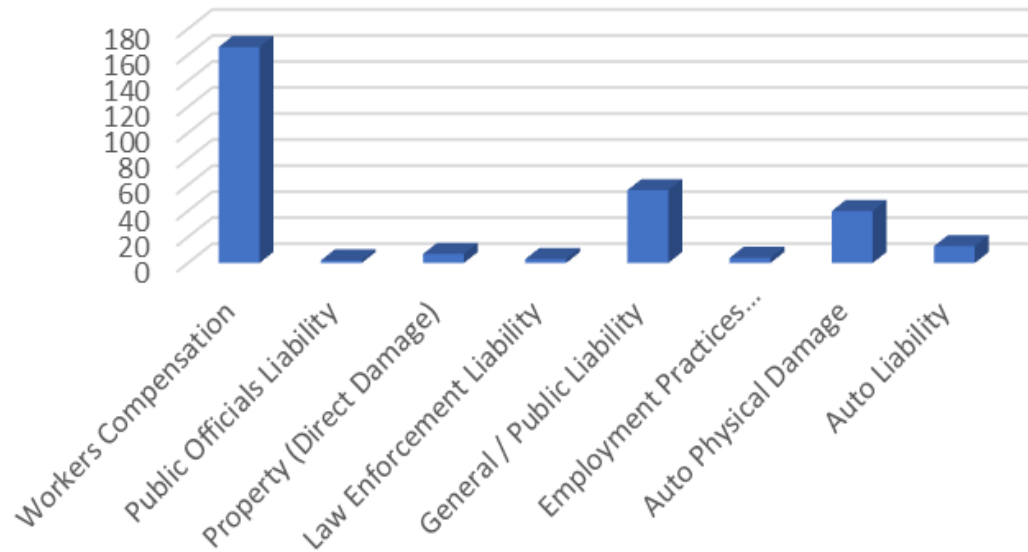
Historical Frequency



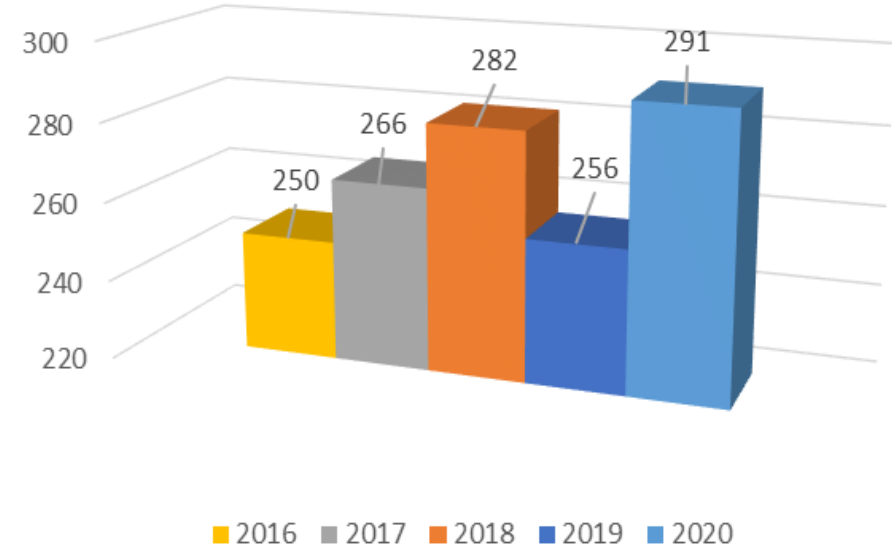
GSMJIF Commissioner Claim Overview

December 2020 – Closed Claim Frequency

Closed Claim Count December 2020



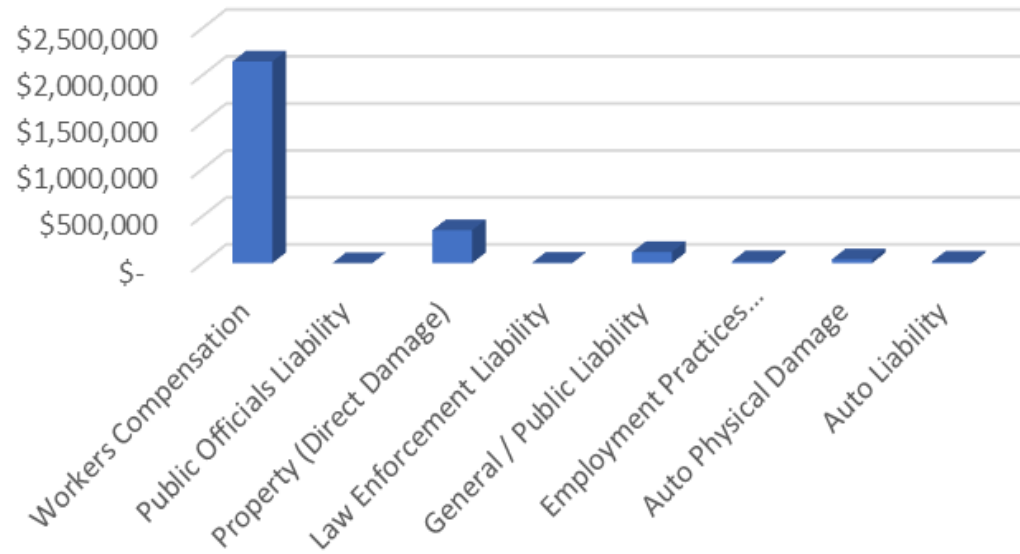
December Closed Claims by Year



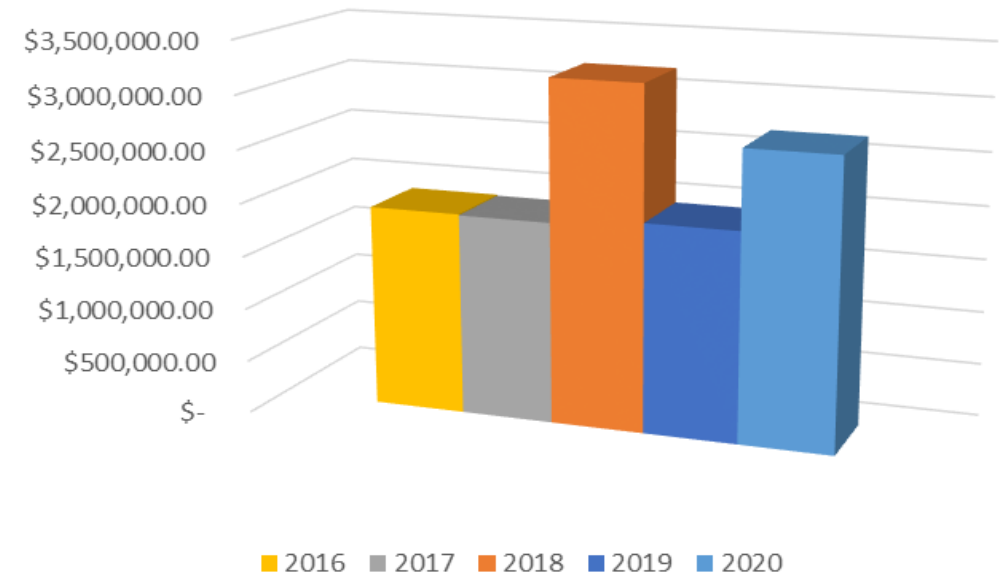
GSMJIF Commissioner Claim Overview

December 2020 – Closed Claim Severity

Closed Incurred Amount December 2020

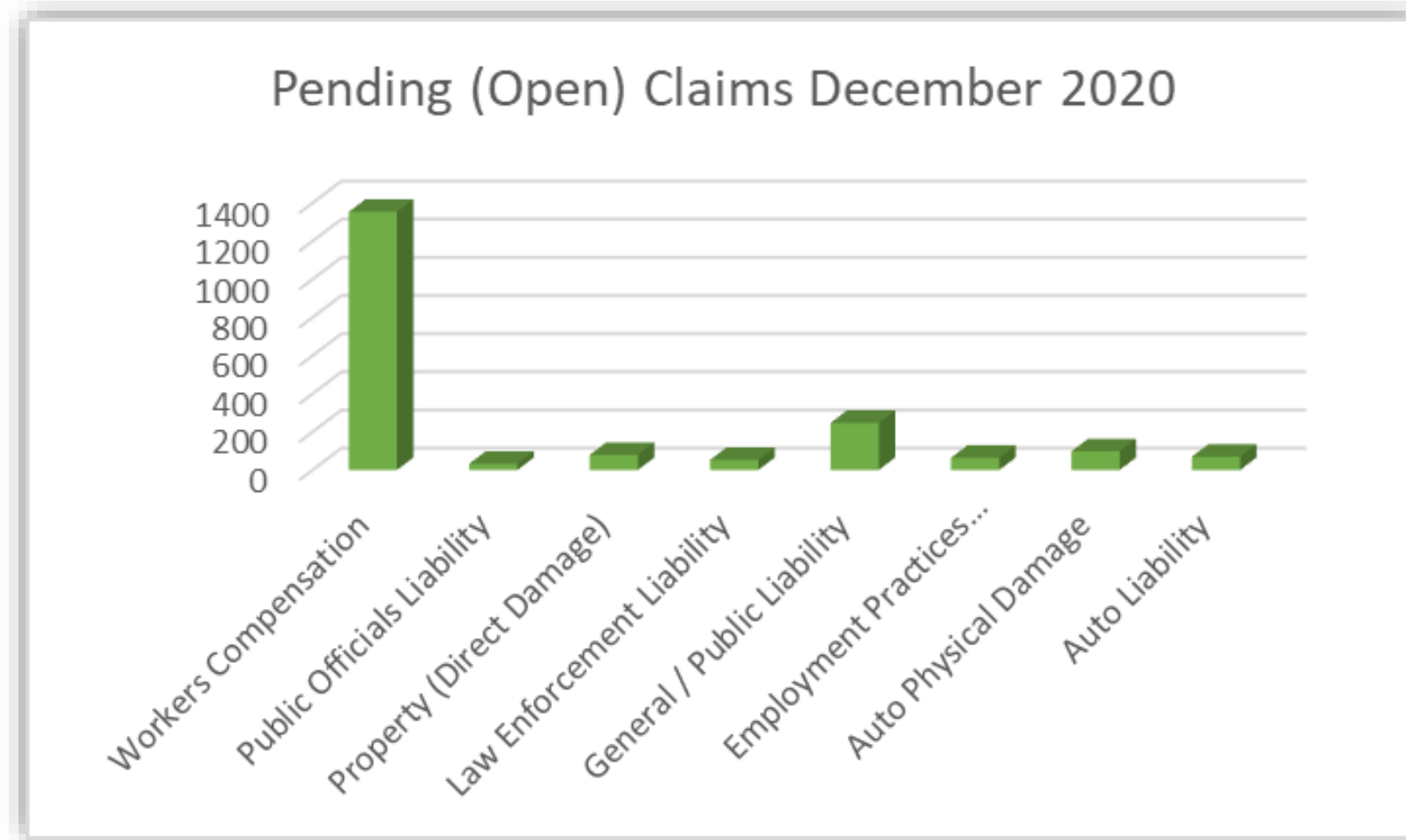


December Closed Incurred Amounts by Year



GSMJIF Commissioner Claim Overview

December 2020 – Pending (Open) Claims



GSMJIF Commissioner Claim Overview

2020 Historical Pending (Open) Claims



GSMJIF Commissioner Claim Overview

2020 – Subrogation Gross Recovery

