



GSMJIF - COMM MEETING PAY SUMMARY REPORT

May 2021 Report

May

WC			
TWP	TPA		
Par Troy Hills	D&H	\$	38,844
Bloomfield	D&H	\$	39,103
Morristown	D&H	\$	26,512
Roxbury	D&H	\$	47,790
Neptune	D&H	\$	3,312
North Bergen	CRC	\$	46,565
Linden	Inservco	\$	33,774
All Other	QL	\$	838,364
Total WC		\$	1,074,264
PAL			
ALL TWP			
AL	NIP/QL	\$	79,956
APD	NIP/QL	\$	25,762
EPL	NIP/QL	\$	82,901
GL	NIP/QL	\$	346,793
POL	NIP/QL	\$	10,479
PROP	NIP/QL	\$	96,351
Total PAL		\$	642,243
WC		\$	1,074,264
PAL		\$	642,243
Grand Total post 2012		\$	1,716,507
PMA PRIOR 2012			
WC	PMA	\$	11,768
PAL	PMA	\$	676
APD PROP	PMA	\$	-
Total Prior 2012		\$	12,444

Grand Total May	
Post 2012 CLAIMS	1,716,507
Prior 2012 CLAIMS	12,444
TOTAL PAID	1,728,951



GSMJIF Commissioner Claim Overview

May 2021 Data Tables

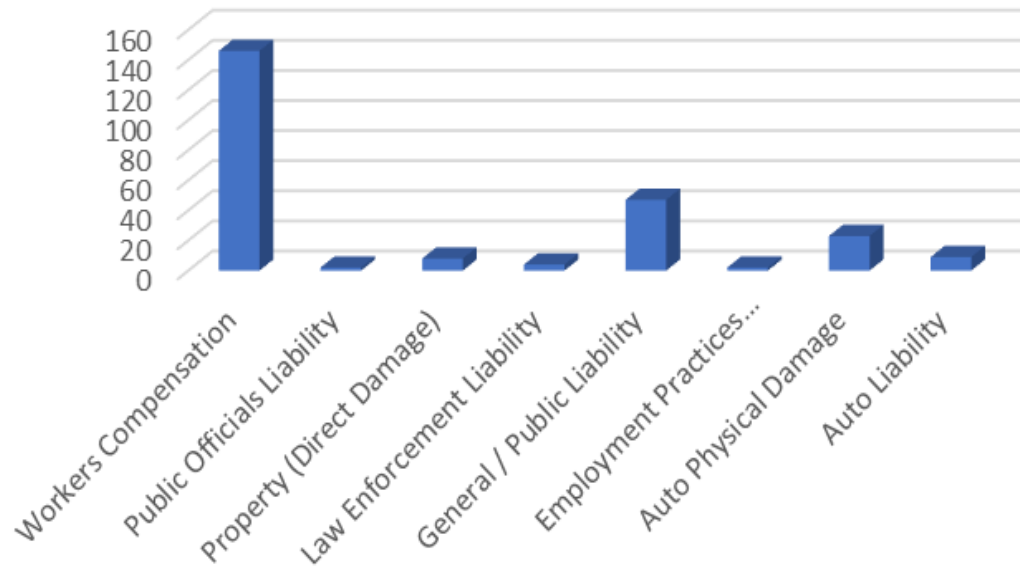
Line of Coverage	New Claim Count	New Claim Incurred Amount	Hist. New Claim Count 2021	Hist. New incurred Amount	Monthly Closed Claim Count	Monthly Closed Incurred Amount	Hist. Closed 2021	Hist. Closed YTD Incurred Amount	ALL Pending (Open) Claims
Workers Compensation	146	\$ 416,001	916	\$ 5,578,863	173	\$ 801,433	945	\$ 6,890,459	1363
Public Officials Liability	2	\$ 4,000	11	\$ 45,512	5	\$ 118,185	11	\$ 139,017	39
Property (Direct Damage)	8	\$ 20,865	76	\$ 612,751	27	\$ 96,411	74	\$ 571,253	83
Law Enforcement Liability	4	\$ 4,000	23	\$ 333,050	6	\$ 246,702	16	\$ 295,127	67
General / Public Liability	47	\$ 52,861	233	\$ 401,627	83	\$ 206,325	241	\$ 1,040,128	278
Employment Practices Liability	2	\$ 3,000	12	\$ 252,550	3	\$ 12	16	\$ 455,589	62
Auto Physical Damage	23	\$ 14,509	161	\$ 401,337	38	\$ 76,683	192	\$ 540,759	70
Auto Liability	9	\$ 19,966	122	\$ 271,742	24	\$ 16,228	121	\$ 127,444	70
Total:	241	\$ 535,201	1554	\$ 7,897,432	359	\$ 1,561,978	1616	\$ 10,059,776	2032

GSMJIF Monthly Subrogation Gross Recovery 2021				
Month	WC	APD/Prop	LIAB	Total
January		\$ 1,970		\$ 1,970
February	\$ 12,051	\$ 20,610		\$ 32,661
March	\$ 69,214	\$ 57,331		\$ 126,544
April	\$ -	\$ 7,898		\$ 7,898
May	\$ 280	\$ -	\$ -	\$ 280
June				\$ -
July				\$ -
August				\$ -
September				\$ -
October				\$ -
November				\$ -
December				\$ -
Year to Date:	\$ 81,545	\$ 87,809	\$ -	\$ 169,353

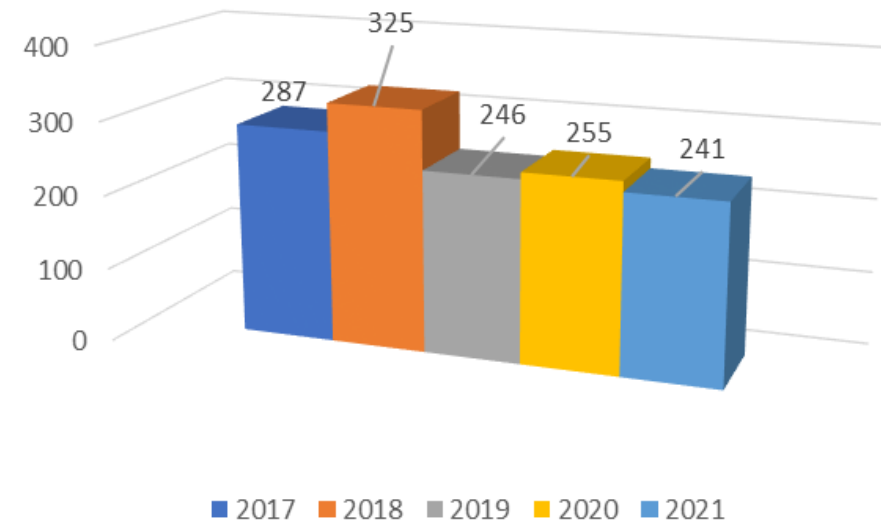
GSMJIF Commissioner Claim Overview

May 2021 – New Claim Frequency

New Claim Count May 2021



May New Claims by Year



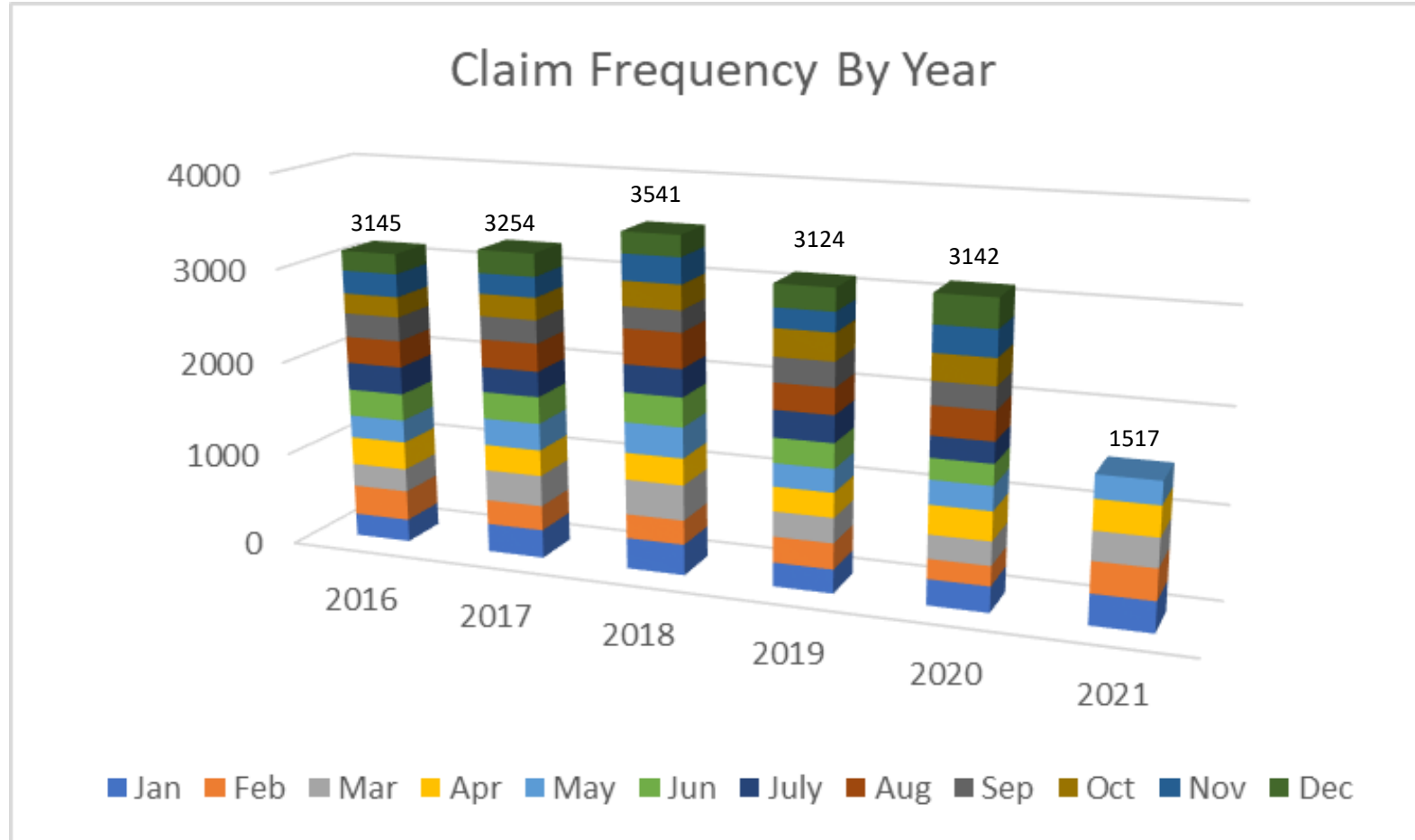
GSMJIF Commissioner Claim Overview

May 2021 – New Claim Severity



GSMJIF Commissioner Claim Overview

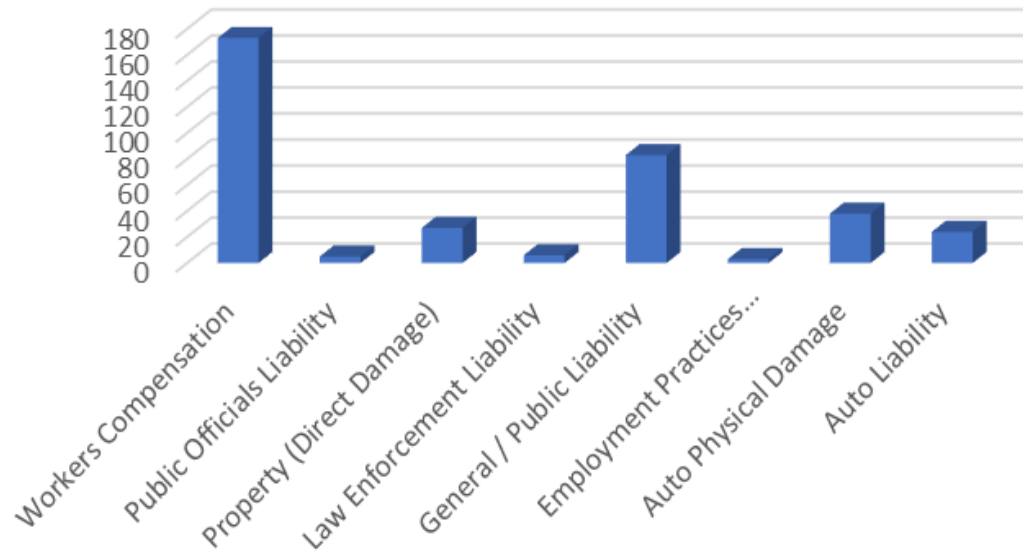
Historical Frequency



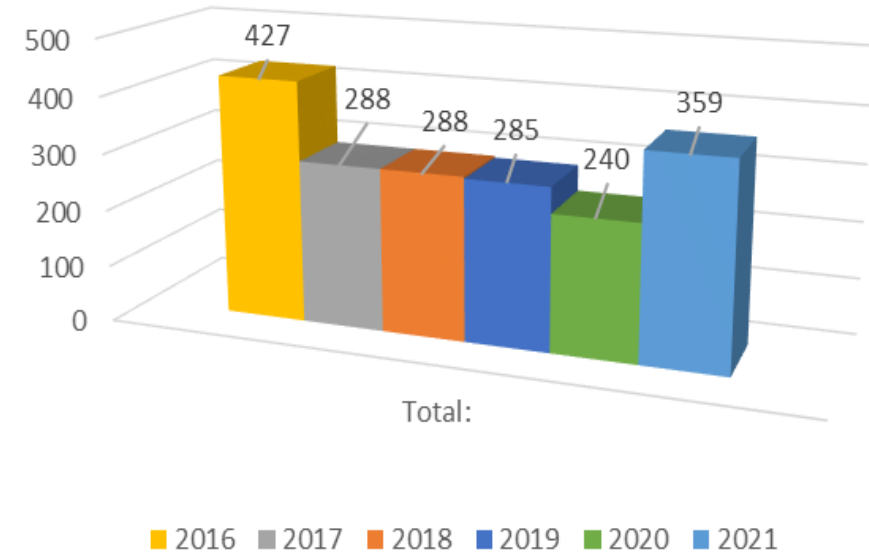
GSMJIF Commissioner Claim Overview

May 2021 – Closed Claim Frequency

Closed Claim Count May 2021



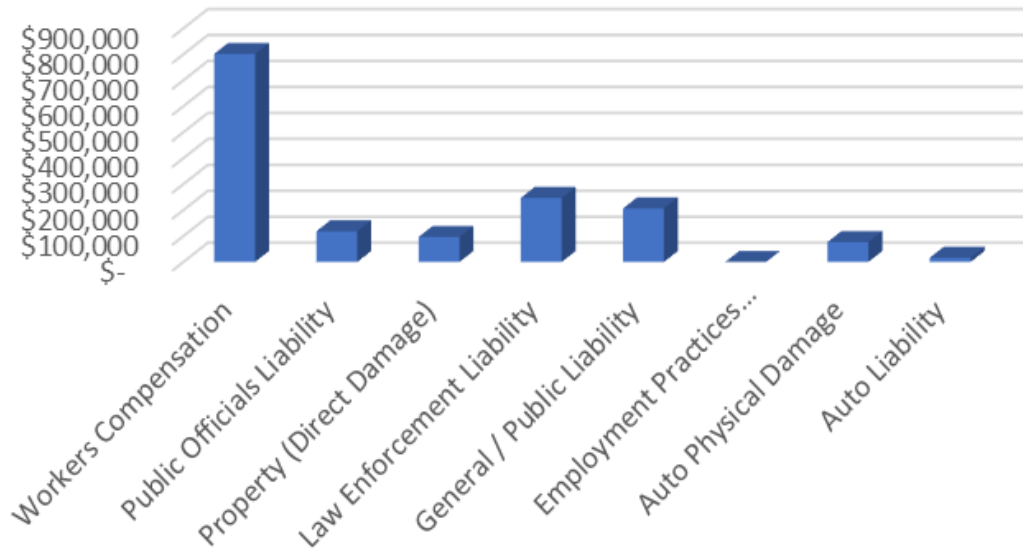
May Closed Claims by Year



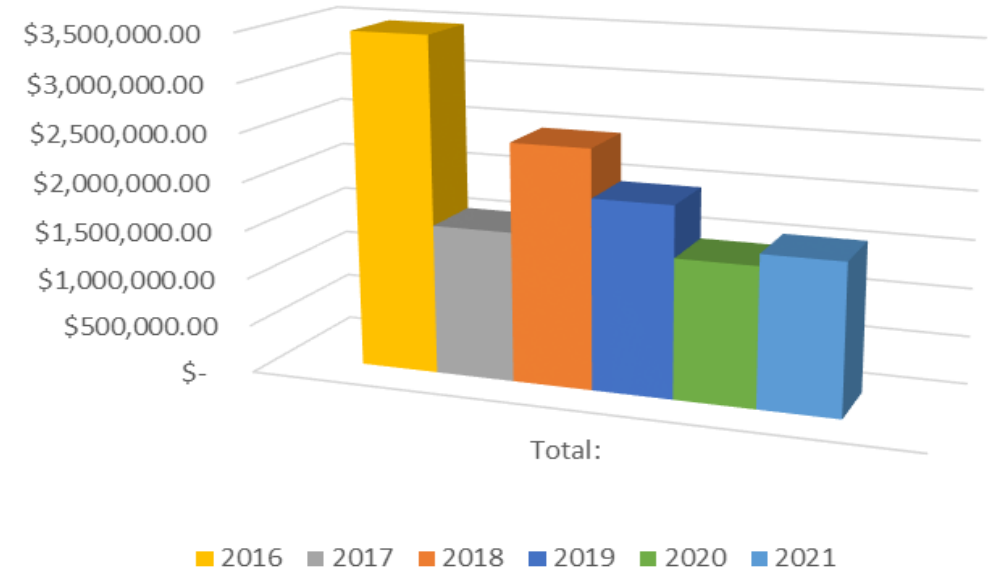
GSMJIF Commissioner Claim Overview

May 2021 – Closed Claim Severity

Closed Incurred Amount May 2021



May Closed Incurred Amounts by Year



GSMJIF Commissioner Claim Overview

May 2021 – Pending (Open) Claims



GSMJIF Commissioner Claim Overview

2021 Historical Pending (Open) Claims



GSMJIF Commissioner Claim Overview

2021 – Subrogation Gross Recovery

