



GSMJIF - COMM MEETING PAY SUMMARY REPORT

February 2021 Report

February

WC			
TWP	TPA		
Par Troy Hills	D&H	\$	63,300
Bloomfield	D&H	\$	102,772
Morristown	D&H	\$	21,033
Roxbury	D&H	\$	10,797
Neptune	D&H	\$	5,114
North Bergen	CRC	\$	149,594
Linden	Inservco	\$	44,742
All Other	QL	\$	1,005,977
Total WC		\$	1,403,329

PAL			
ALL TWP			
AL	NIP/QL	\$	47,829
APD	NIP/QL	\$	98,059
EPL	NIP/QL	\$	1,854,525
GL	NIP/QL	\$	211,832
POL	NIP/QL	\$	16,357
PROP	NIP/QL	\$	148,515
Total PAL		\$	2,377,117

WC		\$	1,403,329
PAL		\$	2,377,117
Grand Total post 2012		\$	3,780,446

PMA PRIOR 2012			
WC	PMA	\$	12,773
PAL	PMA	\$	-
APD PROP	PMA	\$	-
Total Prior 2012		\$	12,773

Grand Total February

Post 2012 CLAIMS	3,780,446
Prior 2012 CLAIMS	12,773

TOTAL PAID 3,793,219

GSMJIF Commissioner Claim Overview

February 2021 Data Tables

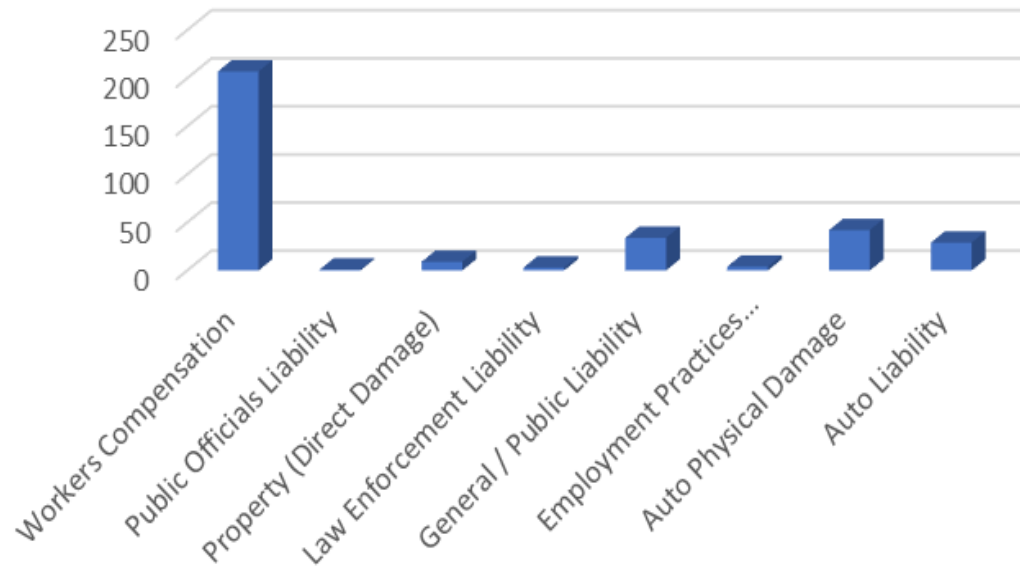
Line of Coverage	New Claim Count	New Claim Incurred Amount	Hist. New Claim Count 2021	Hist. New incurred Amount	Monthly Closed Claim Count	Monthly Closed Incurred Amount	Hist. Closed 2021	Hist. Closed YTD Incurred Amount	ALL Pending (Open) Claims
Workers Compensation	207	\$ 487,845	408	\$ 984,926	179	\$ 1,002,826	396	\$ 2,652,118	1380
Public Officials Liability	1	\$ -	2	\$ 20,000	3	\$ 16,019	3	\$ 16,019	35
Property (Direct Damage)	9	\$ 71,500	29	\$ 220,908	11	\$ 80,534	22	\$ 181,169	87
Law Enforcement Liability	3	\$ 95,000	9	\$ 205,050	1	\$ 12	4	\$ 1,562,834	61
General / Public Liability	34	\$ 113,693	77	\$ 216,493	37	\$ 178,104	68	\$ 583,256	269
Employment Practices Liability	4	\$ 140,550	8	\$ 177,550	4	\$ 347,880	4	\$ 347,880	68
Auto Physical Damage	42	\$ 89,350	80	\$ 170,000	43	\$ 76,186	73	\$ 196,943	107
Auto Liability	29	\$ 35,792	46	\$ 63,291	11	\$ 3,904	25	\$ 10,598	86
Total:	329	\$ 1,033,731	659	\$ 2,058,217	289	\$ 1,705,466	595	\$ 5,550,817	2093

GSMJIF Monthly Subrogation Gross Recovery 2021				
Month	WC	APD/Prop	LIAB	Total
January		\$ 1,970		\$ 1,970
February	\$ 12,051	\$ 20,610		\$ 32,661
March				\$ -
April				\$ -
May				\$ -
June				\$ -
July				\$ -
August				\$ -
September				\$ -
October				\$ -
November				\$ -
December				\$ -
Year to Date:	\$ 12,051	\$ 22,580	\$ -	\$ 34,631

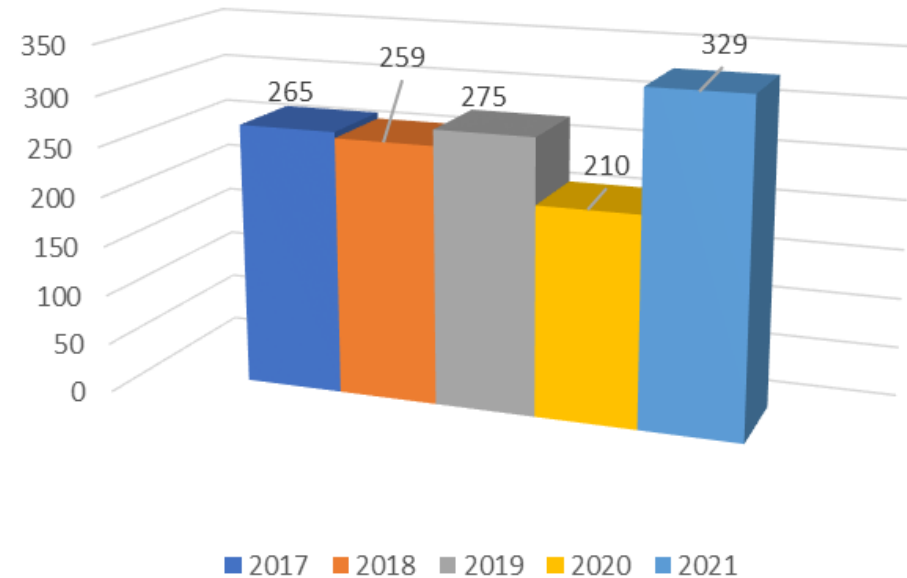
GSMJIF Commissioner Claim Overview

February 2021 – New Claim Frequency

New Claim Count February 2021

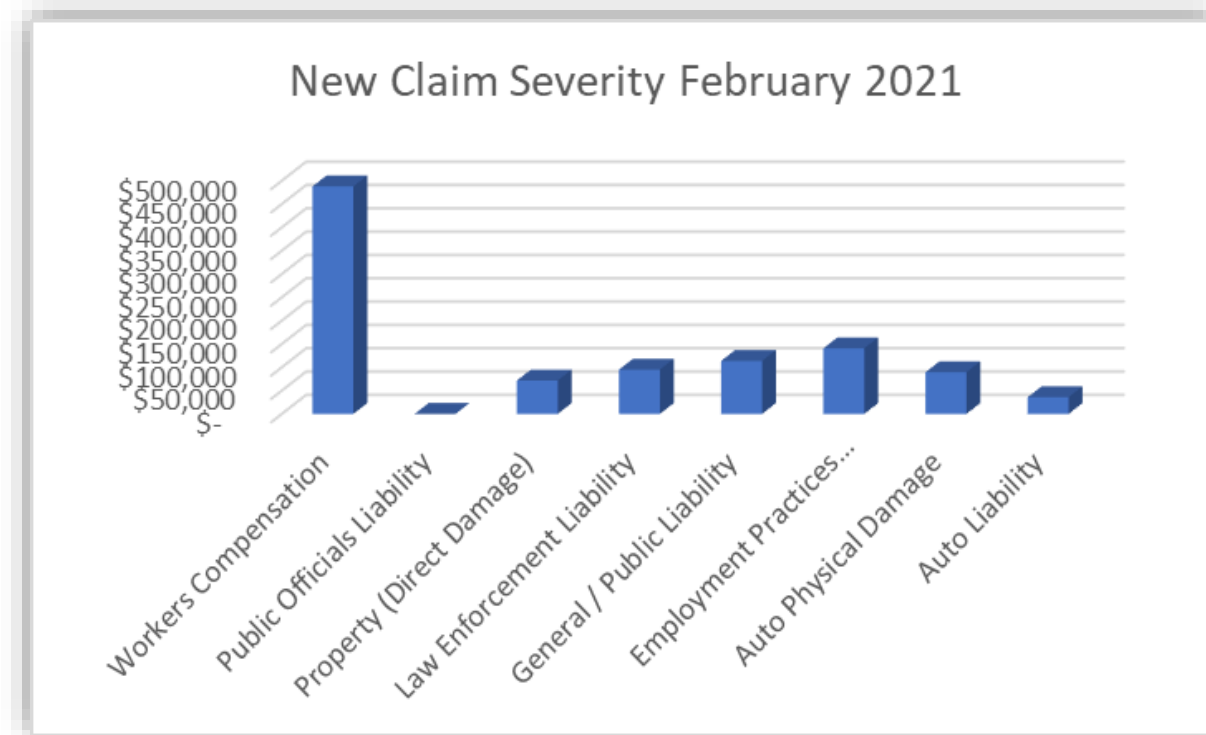


February New Claims by Year



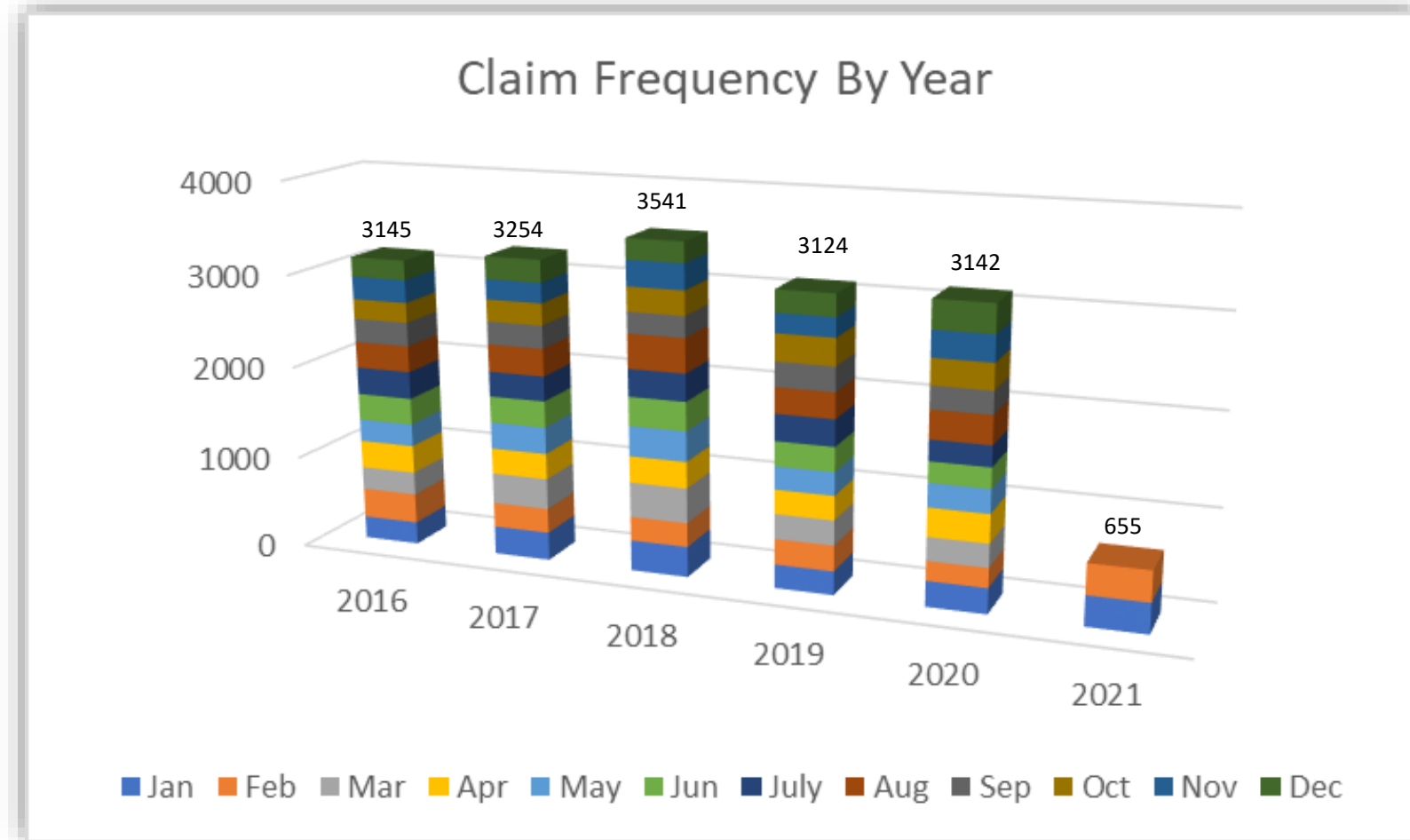
GSMJIF Commissioner Claim Overview

February 2021 – New Claim Severity



GSMJIF Commissioner Claim Overview

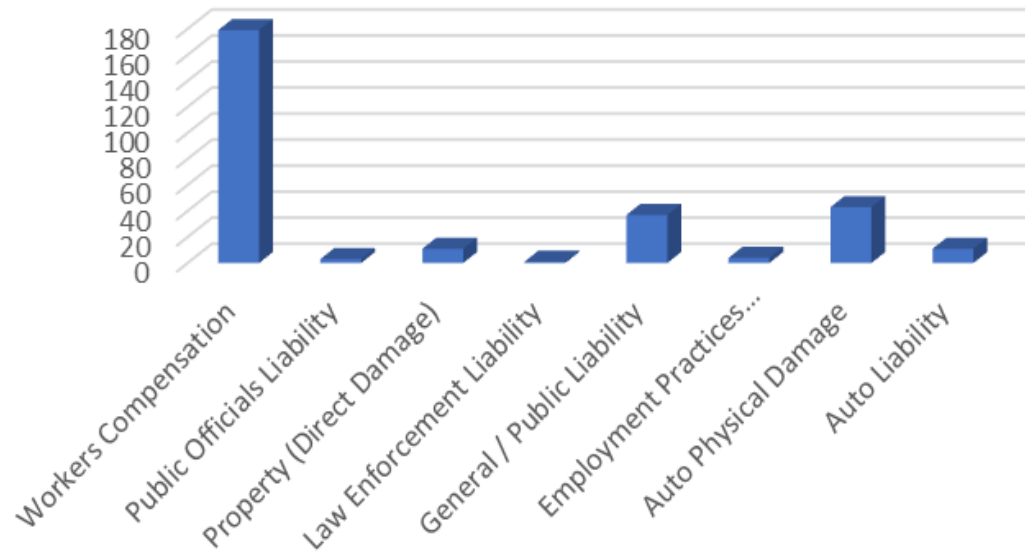
Historical Frequency



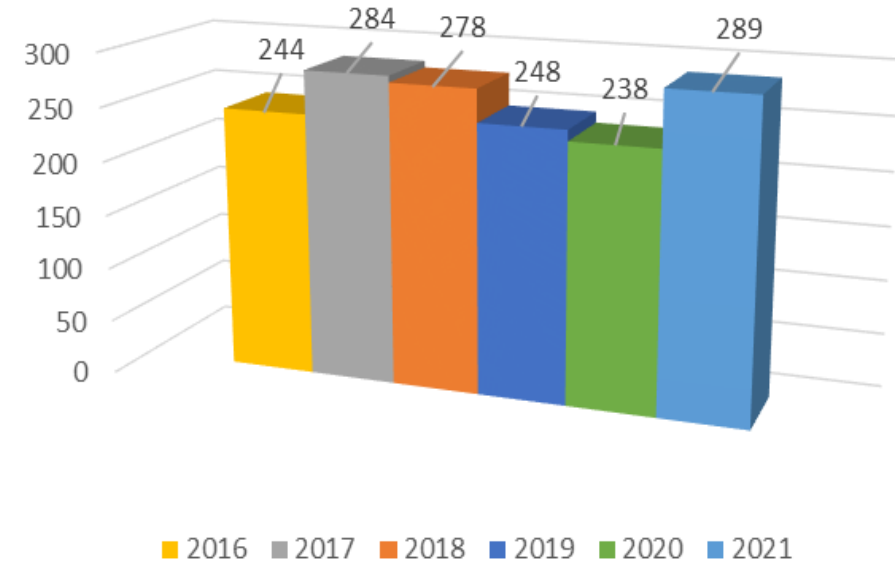
GSMJIF Commissioner Claim Overview

February 2021 – Closed Claim Frequency

Closed Claim Count February 2021



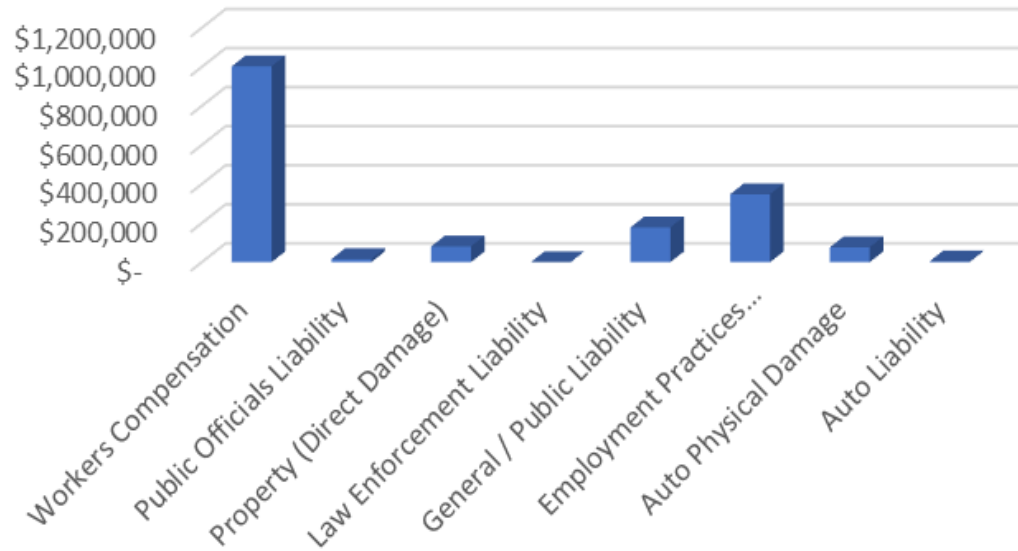
February Closed Claims by Year



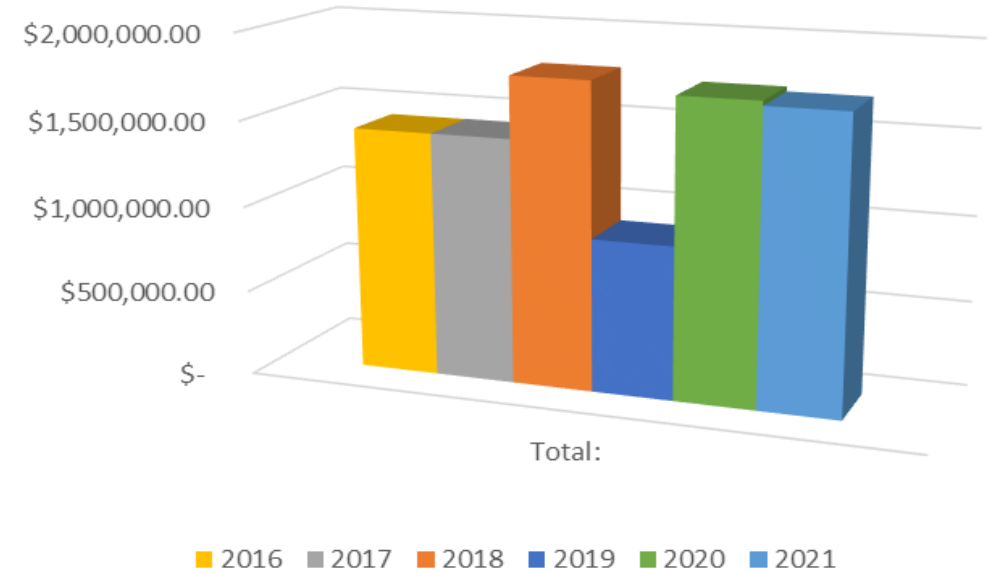
GSMJIF Commissioner Claim Overview

February 2021 – Closed Claim Severity

Closed Incurred Amount February 2021

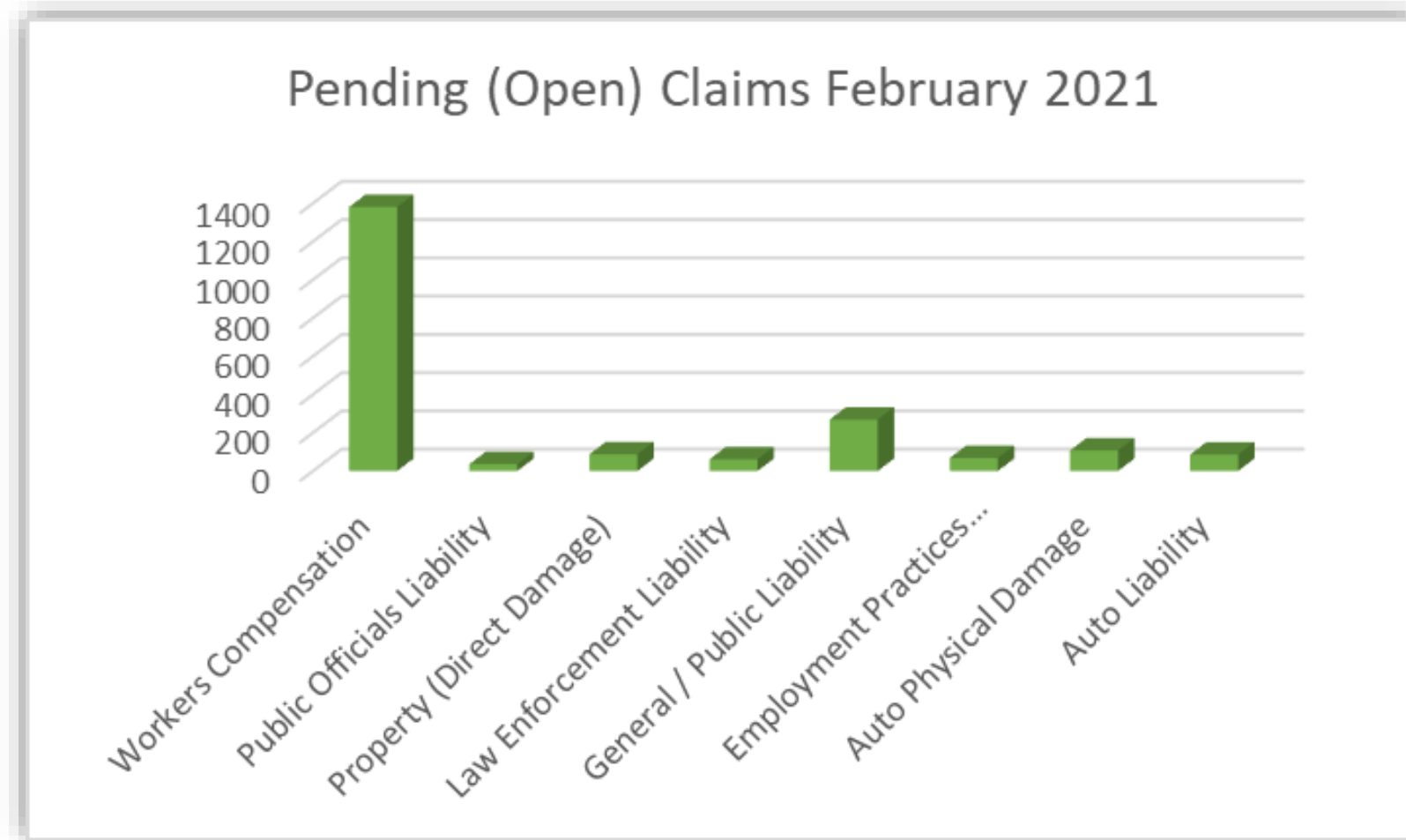


February Closed Incurred Amounts by Year



GSMJIF Commissioner Claim Overview

February 2021 – Pending (Open) Claims



GSMJIF Commissioner Claim Overview

2021 Historical Pending (Open) Claims



GSMJIF Commissioner Claim Overview

2021 – Subrogation Gross Recovery

