



GSMJIF - COMM MEETING PAY SUMMARY REPORT

April 2021 Report

April

WC				Grand Total April	
TWP				Post 2012 CLAIMS	2,731,854
	TPA			Prior 2012 CLAIMS	270,979
Par Troy Hills	D&H	\$	121,418		
Bloomfield	D&H	\$	43,849		
Morristown	D&H	\$	21,900		
Roxbury	D&H	\$	57,445		
Neptune	D&H	\$	2,034		
North Bergen	CRC	\$	72,195		
Linden	Inservco	\$	(80,695)		
All Other	QL	\$	716,848		
Total WC		\$	954,994	TOTAL PAID	3,002,833
<hr/>					
PAL					
ALL TWP					
AL	NIP/QL	\$	344,300		
APD	NIP/QL	\$	116,138		
EPL	NIP/QL	\$	308,608		
GL	NIP/QL	\$	773,125		
POL	NIP/QL	\$	107,344		
PROP	NIP/QL	\$	127,345		
Total PAL		\$	1,776,860		
WC		\$	954,994		
PAL		\$	1,776,860		
Grand Total post 2012		\$	2,731,854		
PMA PRIOR 2012					
WC	PMA	\$	270,979		
PAL	PMA	\$	-		
APD PROP	PMA	\$	-		
Total Prior 2012		\$	270,979		

GSMJIF Commissioner Claim Overview

April 2021 Data Tables

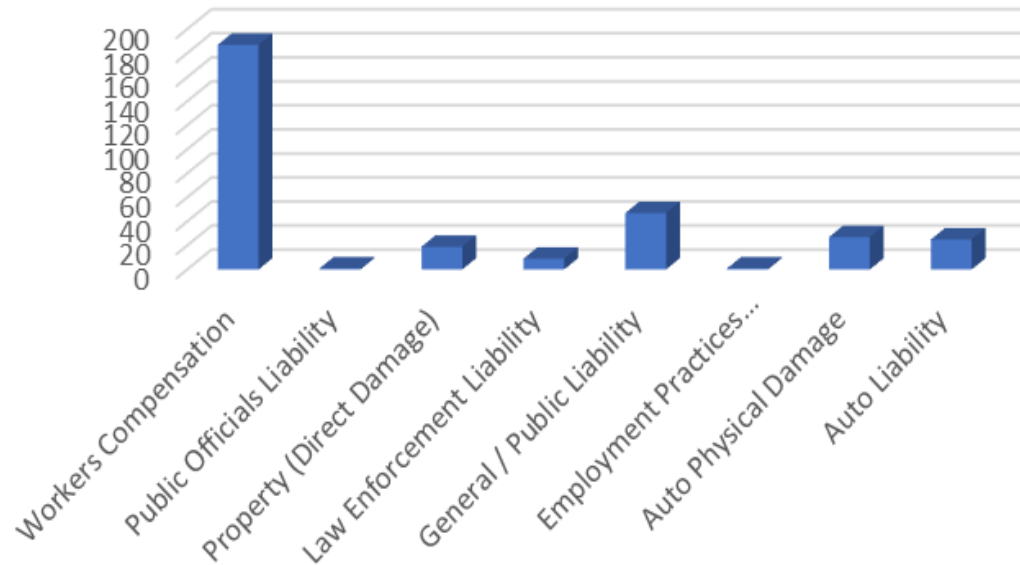
Line of Coverage	New Claim Count	New Claim Incurred Amount	Hist. New Claim Count 2021	Hist. New incurred Amount	Monthly Closed Claim Count	Monthly Closed Incurred Amount	Hist. Closed 2021	Hist. Closed YTD Incurred Amount	ALL Pending (Open) Claims
Workers Compensation	187	\$ 880,916	768	\$ 4,238,918	193	\$ 1,061,342	782	\$ 6,002,169	1370
Public Officials Liability	1	\$ -	8	\$ 56,500	1	\$ -	6	\$ 20,832	40
Property (Direct Damage)	19	\$ 133,770	68	\$ 555,297	15	\$ 239,203	48	\$ 474,300	100
Law Enforcement Liability	9	\$ 117,000	19	\$ 263,550	2	\$ 4,837	11	\$ 48,436	69
General / Public Liability	47	\$ 72,364	183	\$ 386,323	48	\$ 163,193	160	\$ 829,249	305
Employment Practices Liability	1	\$ 10,000	10	\$ 239,550	4	\$ 64,225	13	\$ 453,860	63
Auto Physical Damage	27	\$ 87,908	138	\$ 387,668	44	\$ 87,298	158	\$ 494,722	81
Auto Liability	25	\$ 82,217	111	\$ 219,886	30	\$ 43,789	91	\$ 110,055	91
Total:	316	\$ 1,384,175	1305	\$ 6,347,693	337	\$ 1,663,887	1269	\$ 8,433,624	2119

GSMJIF Monthly Subrogation Gross Recovery 2021				
Month	WC	APD/Prop	LIAB	Total
January		\$ 1,970		\$ 1,970
February	\$ 12,051	\$ 20,610		\$ 32,661
March	\$ 69,214	\$ 57,331		\$ 126,544
April	\$ -	\$ 7,898		\$ 7,898
May				\$ -
June				\$ -
July				\$ -
August				\$ -
September				\$ -
October				\$ -
November				\$ -
December				\$ -
Year to Date:	\$ 81,265	\$ 87,809	\$ -	\$ 169,073

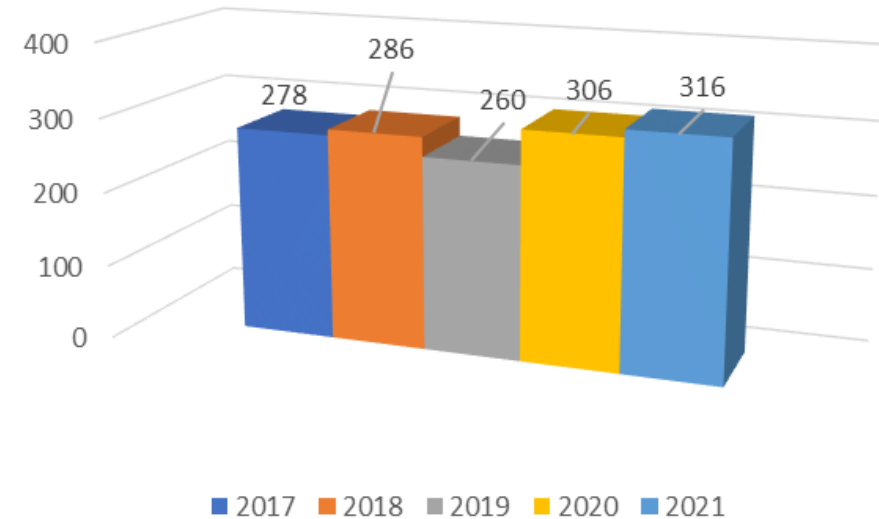
GSMJIF Commissioner Claim Overview

April 2021 – New Claim Frequency

New Claim Count April 2021

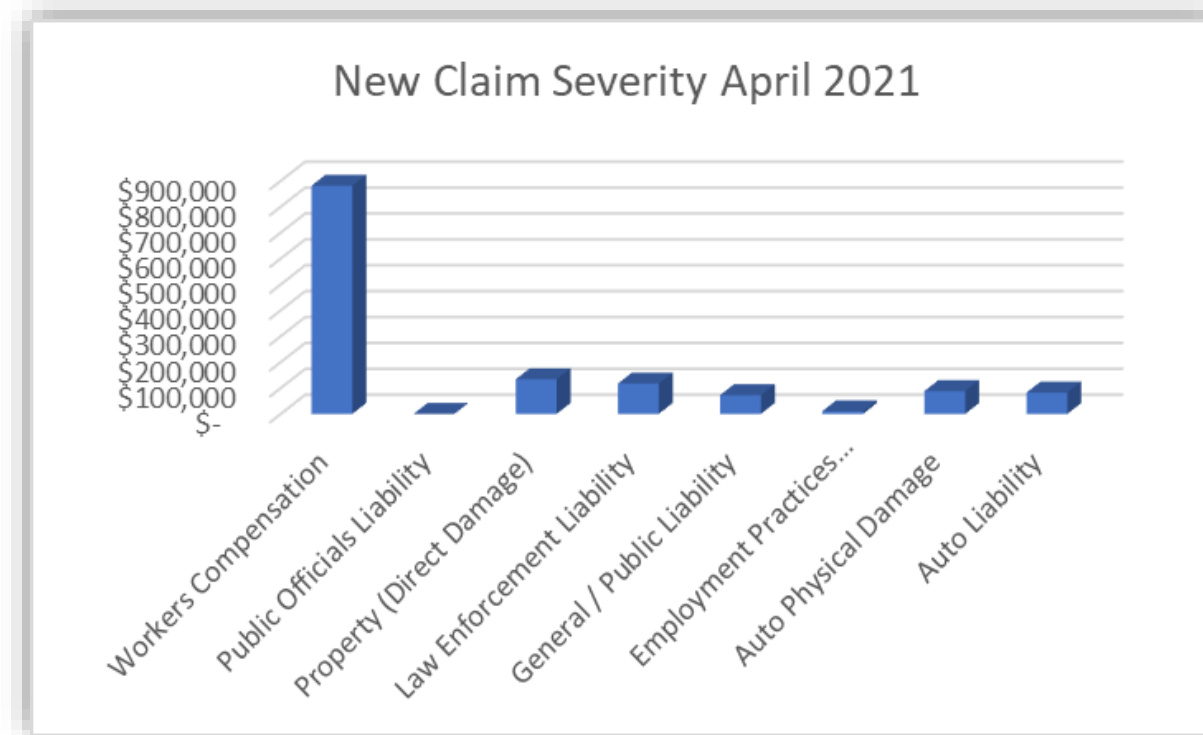


April
New Claims by Year



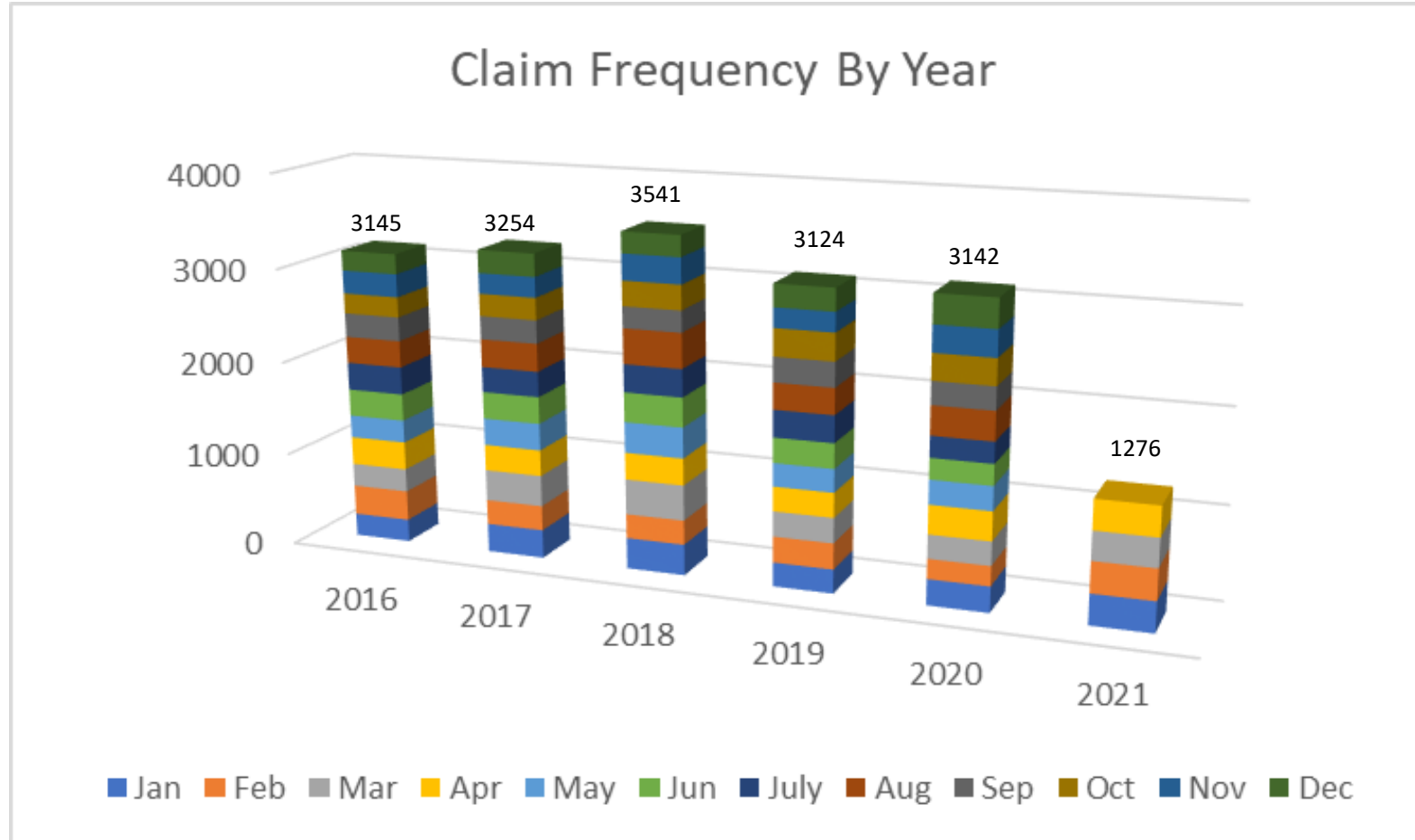
GSMJIF Commissioner Claim Overview

April 2021 – New Claim Severity



GSMJIF Commissioner Claim Overview

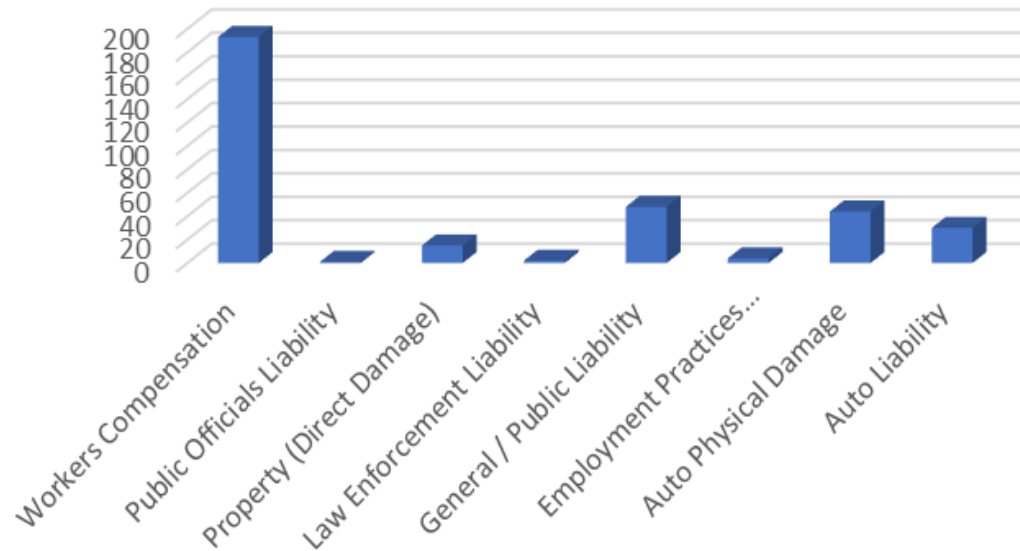
Historical Frequency



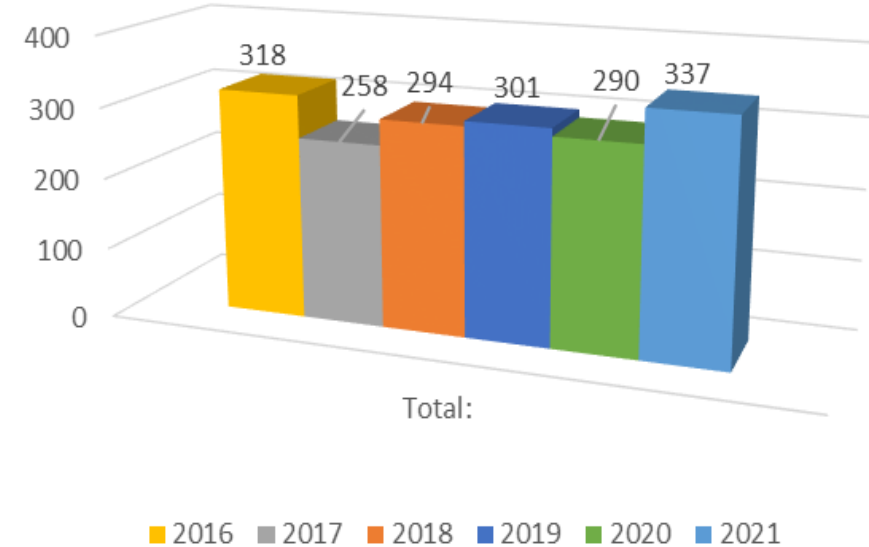
GSMJIF Commissioner Claim Overview

April 2021 – Closed Claim Frequency

Closed Claim Count April 2021



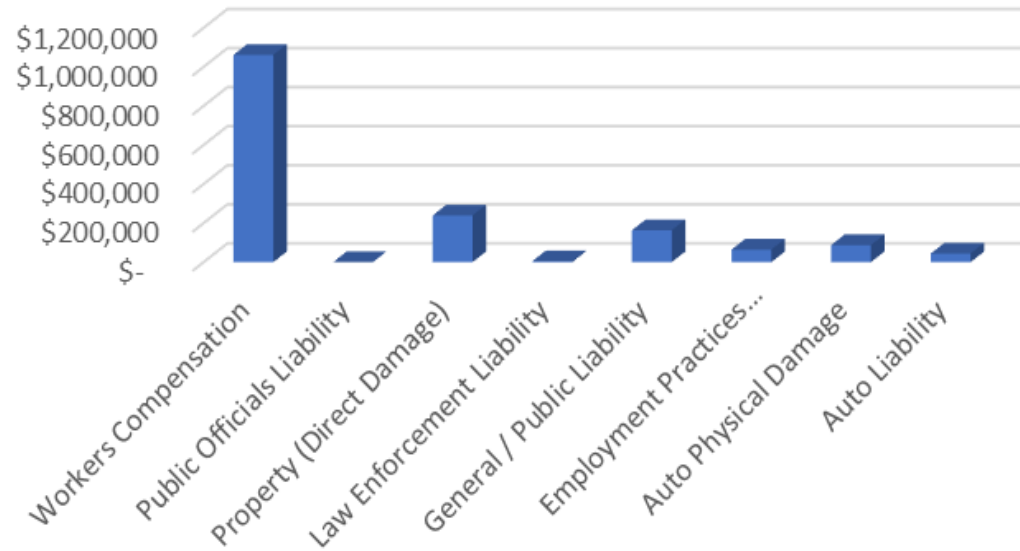
April Closed Claims by Year



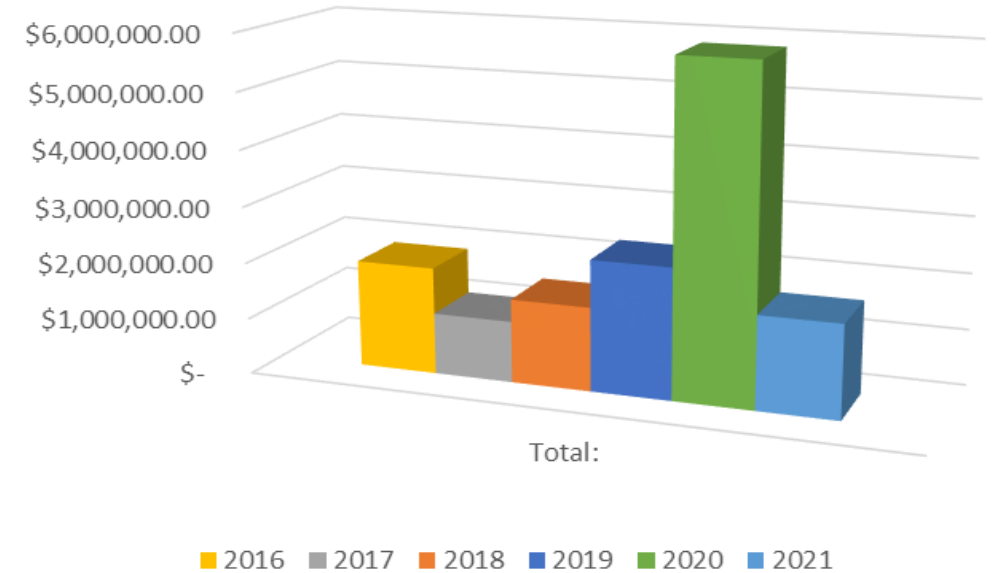
GSMJIF Commissioner Claim Overview

April 2021 – Closed Claim Severity

Closed Incurred Amount April 2021

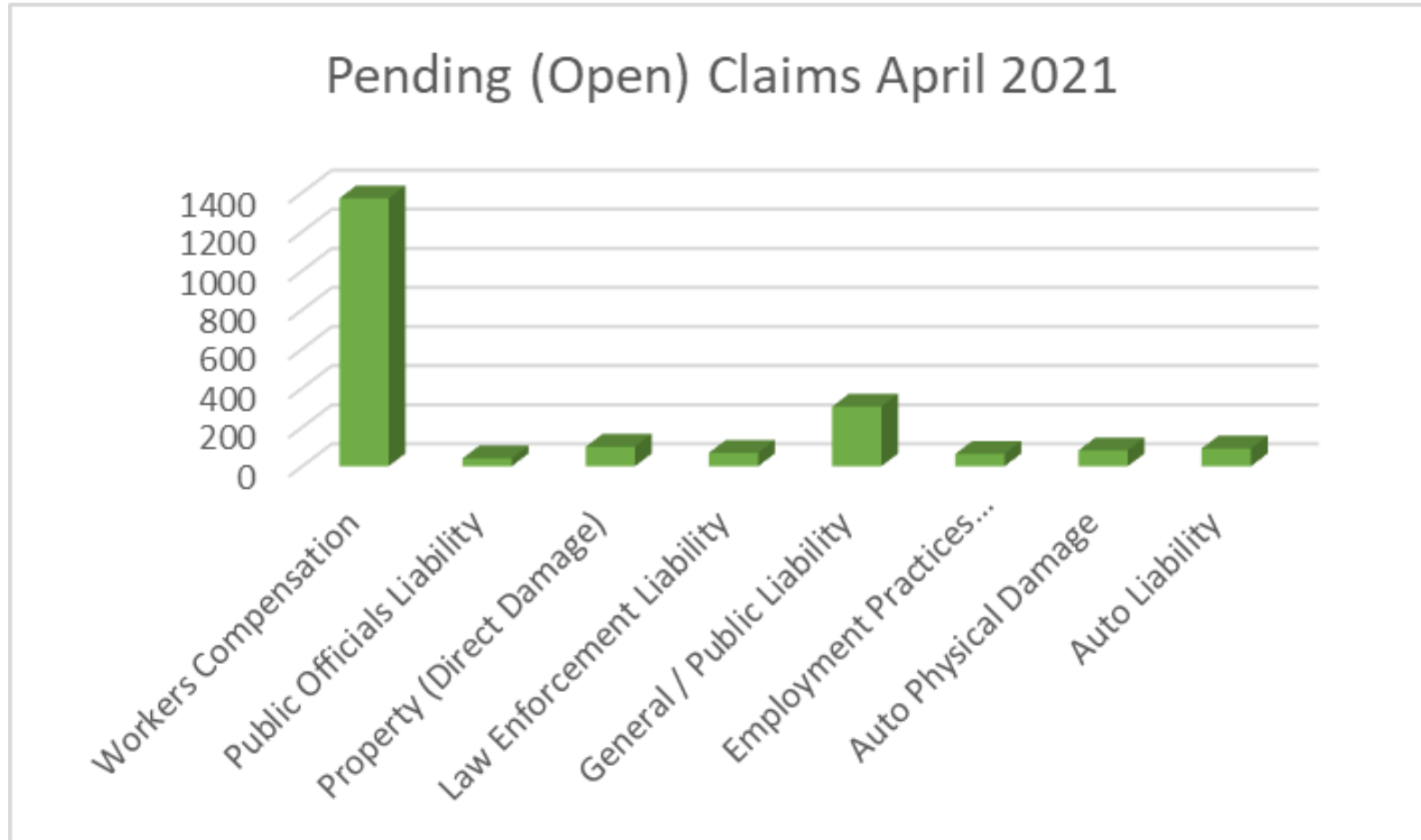


April Closed Incurred Amounts by Year



GSMJIF Commissioner Claim Overview

April 2021 – Pending (Open) Claims



GSMJIF Commissioner Claim Overview

2021 Historical Pending (Open) Claims



GSMJIF Commissioner Claim Overview

2021 – Subrogation Gross Recovery

