



**GSMJIF - COMM MEETING PAY SUMMARY
REPORT**

September 2021 Report

October

WC			
TWP		TPA	
Par Troy Hills	D&H	\$	(207,387)
Bloomfield	D&H	\$	28,845
Morristown	D&H	\$	67,587
Roxbury	D&H	\$	868
Neptune	D&H	\$	23,971
North Bergen	CRC	\$	71,124
Linden	Inservco	\$	44,545
All Other	QL	\$	1,141,087
Total WC		\$	1,170,638

Grand Total October	
Post 2012 CLAIMS	6,384,860
Prior 2012 CLAIMS	16,611

TOTAL PAID **6,401,471**

PAL			
ALL TWP			
AL	NIP/QL	\$	536,152
APD	NIP/QL	\$	155,896
EPL	NIP/QL	\$	424,099
GL	NIP/QL	\$	526,545
POL	NIP/QL	\$	46,457
PROP	NIP/QL	\$	3,525,072
Total PAL		\$	5,214,221

WC		\$	1,170,638
PAL		\$	5,214,221
Grand Total post 2012		\$	6,384,860

PMA PRIOR 2012			
WC	PMA	\$	16,611
PAL	PMA	\$	-
APD PROP	PMA	\$	-
Total Prior 2012		\$	16,611

GSMJIF Commissioner Claim Overview

October 2021 Data Tables

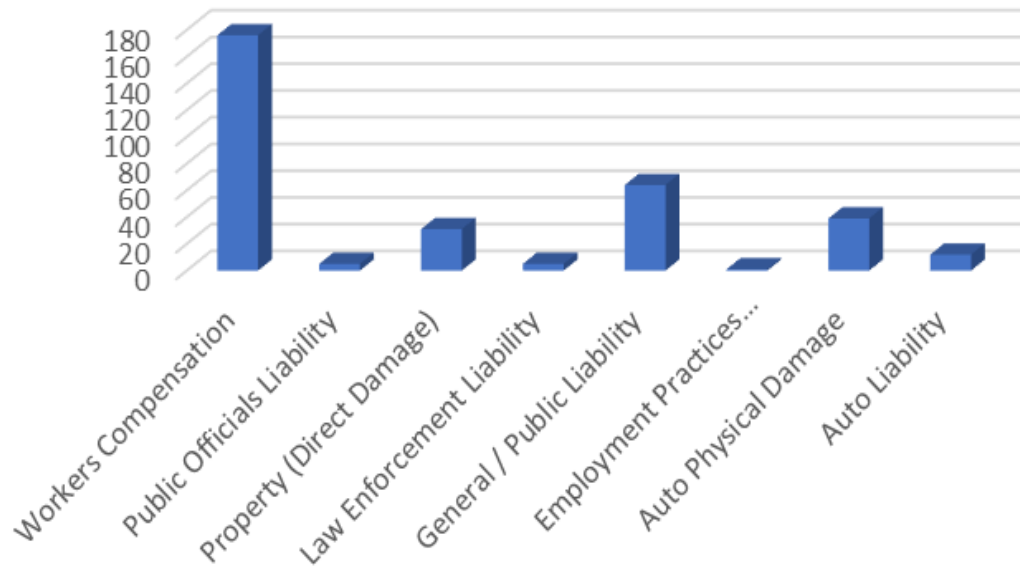
Line of Coverage	New Claim Count	New Claim Incurred Amount	Hist. New Claim Count 2021	Hist. New incurred Amount	Monthly Closed Claim Count	Monthly Closed Incurred Amount	Hist. Closed 2021	Hist. Closed YTD Incurred Amount	ALL Pending (Open) Claims
Workers Compensation	176	\$ 399,390	1752	\$ 14,470,251	157	\$ 1,325,609	1797	\$ 13,150,452	1373
Public Officials Liability	5	\$ 8,000	27	\$ 142,676	2	\$ 50	25	\$ 404,374	42
Property (Direct Damage)	31	\$ 324,630	211	\$ 7,235,556	12	\$ 176,240	134	\$ 3,929,304	159
Law Enforcement Liability	5	\$ 47,500	40	\$ 705,091	3	\$ 173,147	35	\$ 1,142,856	67
General / Public Liability	64	\$ 144,600	482	\$ 914,699	36	\$ 218,648	430	\$ 2,224,589	362
Employment Practices Liability	1	\$ 7,500	25	\$ 604,137	4	\$ 404,654	29	\$ 5,280,110	63
Auto Physical Damage	39	\$ 29,796	356	\$ 1,805,179	29	\$ 39,426	327	\$ 935,959	130
Auto Liability	12	\$ 24,720	207	\$ 590,378	7	\$ 26,122	177	\$ 219,038	90
Total:	333	\$ 986,136	3100	\$ 26,467,967	250	\$ 2,363,895	2954	\$ 27,286,682	2286

GSMJIF Monthly Subrogation Gross Recovery 2021				
Month	WC	APD/Prop	LIAB	Total
January	\$ -	\$ 1,970	\$ -	\$ 1,970
February	\$ 12,051	\$ 28,078	\$ -	\$ 40,129
March	\$ 69,214	\$ 64,798	\$ -	\$ 134,012
April	\$ -	\$ 7,898	\$ -	\$ 7,898
May	\$ 280	\$ -	\$ -	\$ 280
June	\$ 162,305	\$ 46,879	\$ -	\$ 209,184
July	\$ 117,689	\$ 20,118	\$ -	\$ 137,807
August	\$ 17,276	\$ 31,220	\$ -	\$ 48,497
September	\$ 129,043	\$ -	\$ -	\$ 129,043
October	\$ 242,053.59	\$ 17,358.32	\$ -	\$ 259,412
November				\$ -
December				\$ -
Year to Date:	\$ 749,911	\$ 218,319	\$ -	\$ 968,230

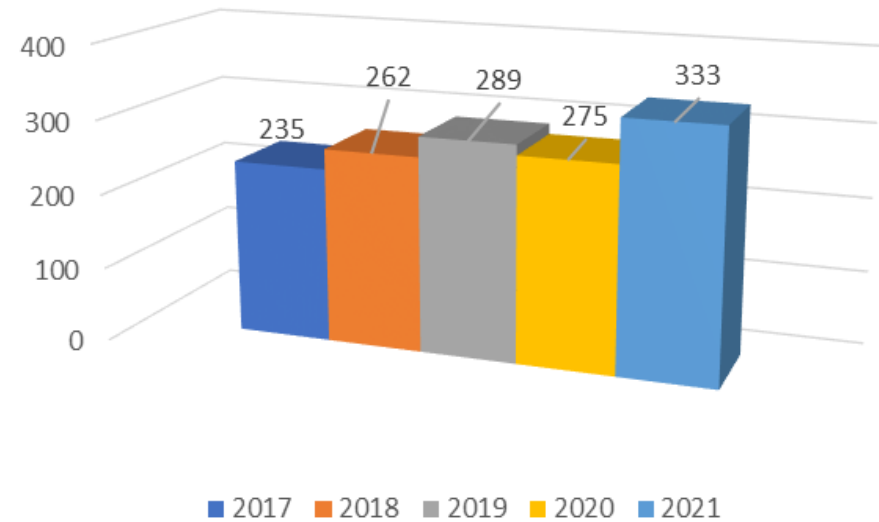
GSMJIF Commissioner Claim Overview

October – New Claim Frequency

New Claim Count Oct 2021



October
New Claims by Year



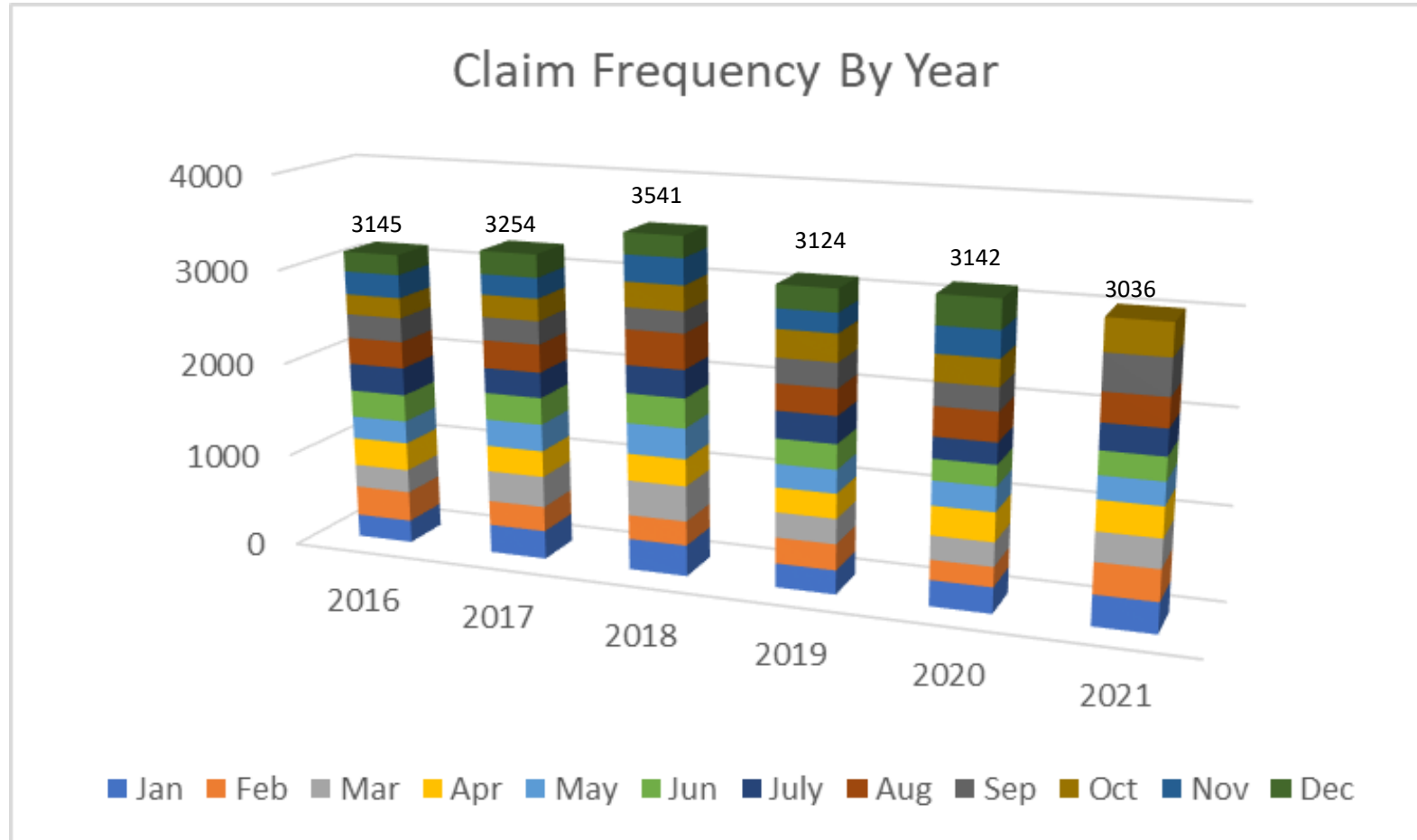
GSMJIF Commissioner Claim Overview

October 2021 – New Claim Severity



GSMJIF Commissioner Claim Overview

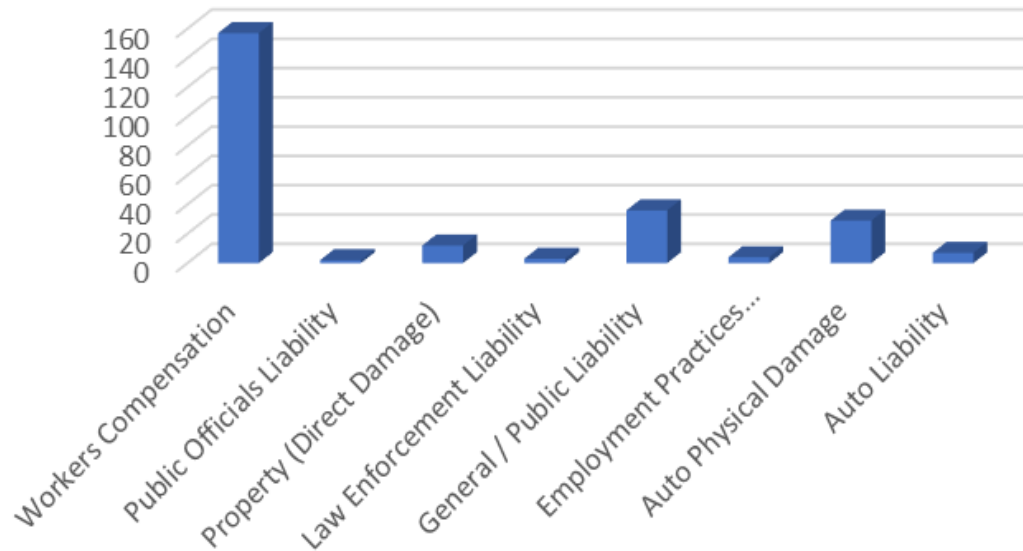
Historical Frequency



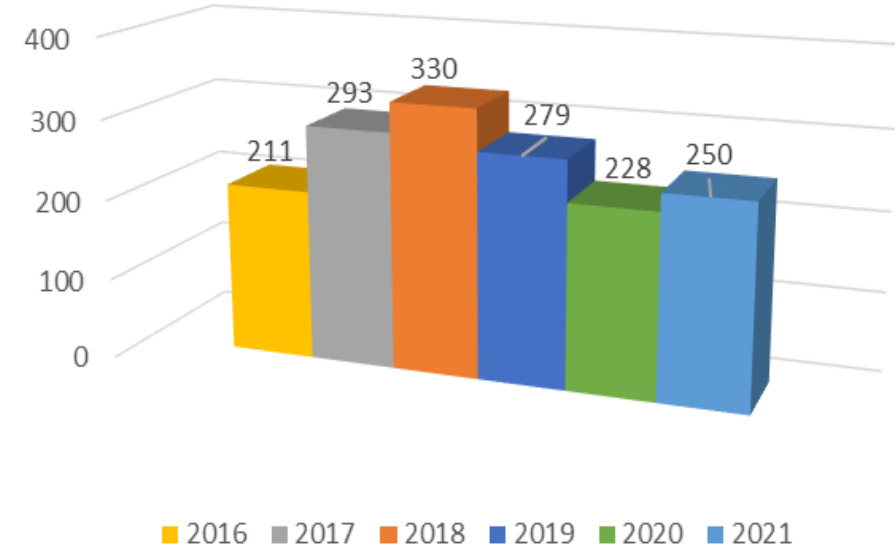
GSMJIF Commissioner Claim Overview

October 2021 – Closed Claim Frequency

Closed Claim Count October 2021



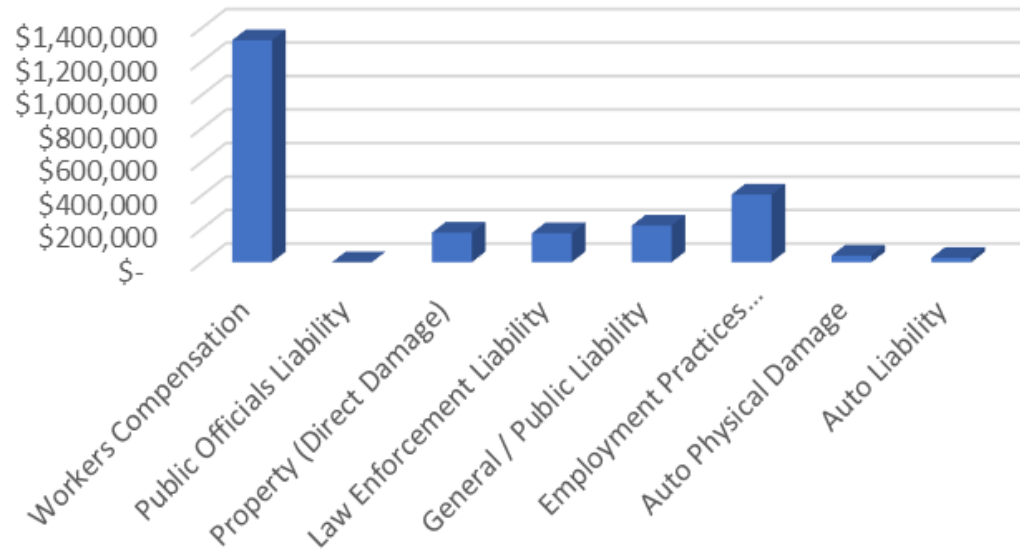
Oct Closed Claims by Year



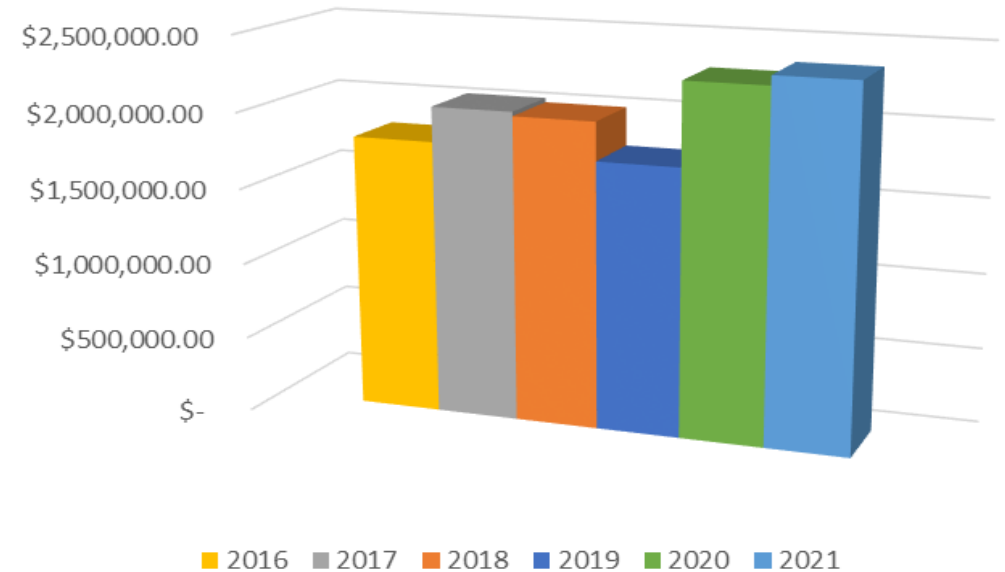
GSMJIF Commissioner Claim Overview

October 2021 – Closed Claim Severity

Closed Incurred Amount October 2021



Oct Closed Incurred Amounts by Year



GSMJIF Commissioner Claim Overview

October 2021 – Pending (Open) Claims



GSMJIF Commissioner Claim Overview

2021 Historical Pending (Open) Claims



GSMJIF Commissioner Claim Overview

2021 – Subrogation Gross Recovery

