



**GSMJIF - COMM MEETING PAY SUMMARY REPORT**

**September 2021 Report**

**September**

<b>WC</b>		<b>TPA</b>	
<b>TWP</b>			
Par Troy Hills	D&H	\$	165,435
Bloomfield	D&H	\$	82,835
Morristown	D&H	\$	16,524
Roxbury	D&H	\$	4,197
Neptune	D&H	\$	15,764
North Bergen	CRC	\$	213,258
Linden	Inservco	\$	41,746
All Other	QL	\$	999,259
<b>Total WC</b>		<b>\$</b>	<b>1,539,018</b>

<b>Grand Total September</b>	
Post 2012 CLAIMS	3,293,944
Prior 2012 CLAIMS	-67,228

**TOTAL PAID 3,226,716**

<b>PAL</b>		<b>ALL TWP</b>	
AL	NIP/QL	\$	95,183
APD	NIP/QL	\$	27,241
EPL	NIP/QL	\$	60,309
GL	NIP/QL	\$	286,353
POL	NIP/QL	\$	106,122
PROP	NIP/QL	\$	1,179,718
<b>Total PAL</b>		<b>\$</b>	<b>1,754,926</b>

WC	\$	1,539,018
PAL	\$	1,754,926
<b>Grand Total post 2012</b>	<b>\$</b>	<b>3,293,944</b>

<b>PMA PRIOR 2012</b>			
WC	PMA	\$	(67,228)
PAL	PMA	\$	-
APD PROP	PMA	\$	-
<b>Total Prior 2012</b>		<b>\$</b>	<b>(67,228)</b>

# GSMJIF Commissioner Claim Overview

## September 2021 Data Tables

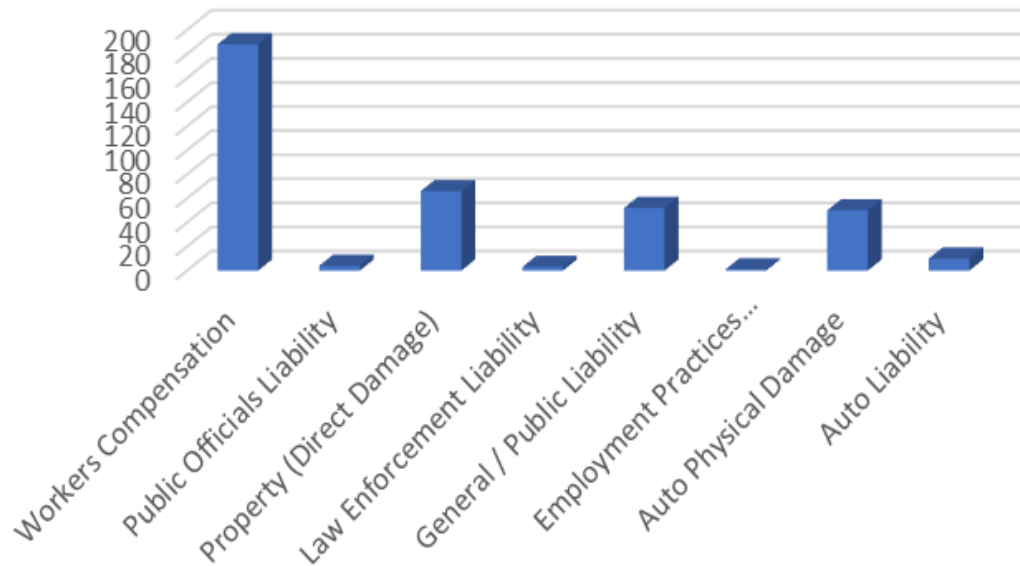
Line of Coverage	New Claim Count	New Claim Incurred Amount	Hist. New Claim Count 2021	Hist. New incurred Amount	Monthly Closed Claim Count	Monthly Closed Incurred Amount	Hist. Closed 2021	Hist. Closed YTD Incurred Amount	ALL Pending (Open) Claims
Workers Compensation	188	\$ 288,770	1572	\$ 12,310,846	177	\$ 491,587	1639	\$ 12,161,575	1328
Public Officials Liability	4	\$ 2,500	22	\$ 130,698	1	\$ -	23	\$ 404,461	39
Property (Direct Damage)	66	\$ 2,541,731	180	\$ 3,589,694	8	\$ 1,120,998	124	\$ 4,851,613	138
Law Enforcement Liability	3	\$ 13,000	35	\$ 507,968	5	\$ 297,021	32	\$ 965,046	65
General / Public Liability	52	\$ 138,000	418	\$ 716,186	17	\$ 360,891	396	\$ 2,042,447	326
Employment Practices Liability	1	\$ 50,000	24	\$ 493,787	3	\$ 2,982	25	\$ 4,874,630	66
Auto Physical Damage	50	\$ 565,408	318	\$ 1,577,125	6	\$ 100,683	299	\$ 896,563	119
Auto Liability	10	\$ 70,000	193	\$ 522,556	1	\$ 12	171	\$ 191,583	84
<b>Total:</b>	<b>374</b>	<b>\$ 3,669,409</b>	<b>2762</b>	<b>\$ 19,848,859</b>	<b>218</b>	<b>\$ 2,374,174</b>	<b>2709</b>	<b>\$ 26,387,919</b>	<b>2165</b>

GSMJIF Monthly Subrogation Gross Recovery 2021				
Month	WC	APD/Prop	LIAB	Total
January	\$ -	\$ 1,970	\$ -	\$ 1,970
February	\$ 12,051	\$ 28,078	\$ -	\$ 40,129
March	\$ 69,214	\$ 64,798	\$ -	\$ 134,012
April	\$ -	\$ 7,898	\$ -	\$ 7,898
May	\$ 280	\$ -	\$ -	\$ 280
June	\$ 162,305	\$ 46,879	\$ -	\$ 209,184
July	\$ 117,689	\$ 20,118	\$ -	\$ 137,807
August	\$ 17,276	\$ 31,220	\$ -	\$ 48,497
September	\$ 129,043	\$ -	\$ -	\$ 129,043
October				\$ -
November				\$ -
December				\$ -
Year to Date:	\$ 507,857	\$ 200,961	\$ -	\$ 708,818

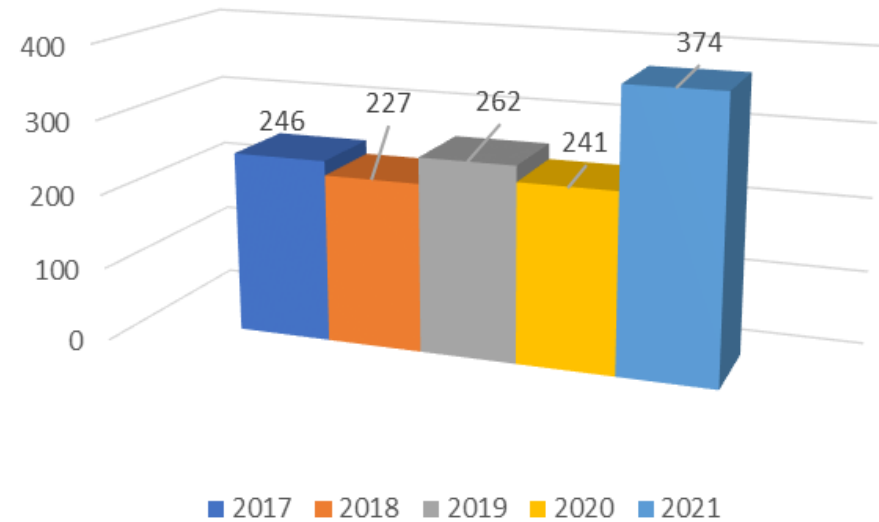
# GSMJIF Commissioner Claim Overview

## September – New Claim Frequency

New Claim Count September 2021

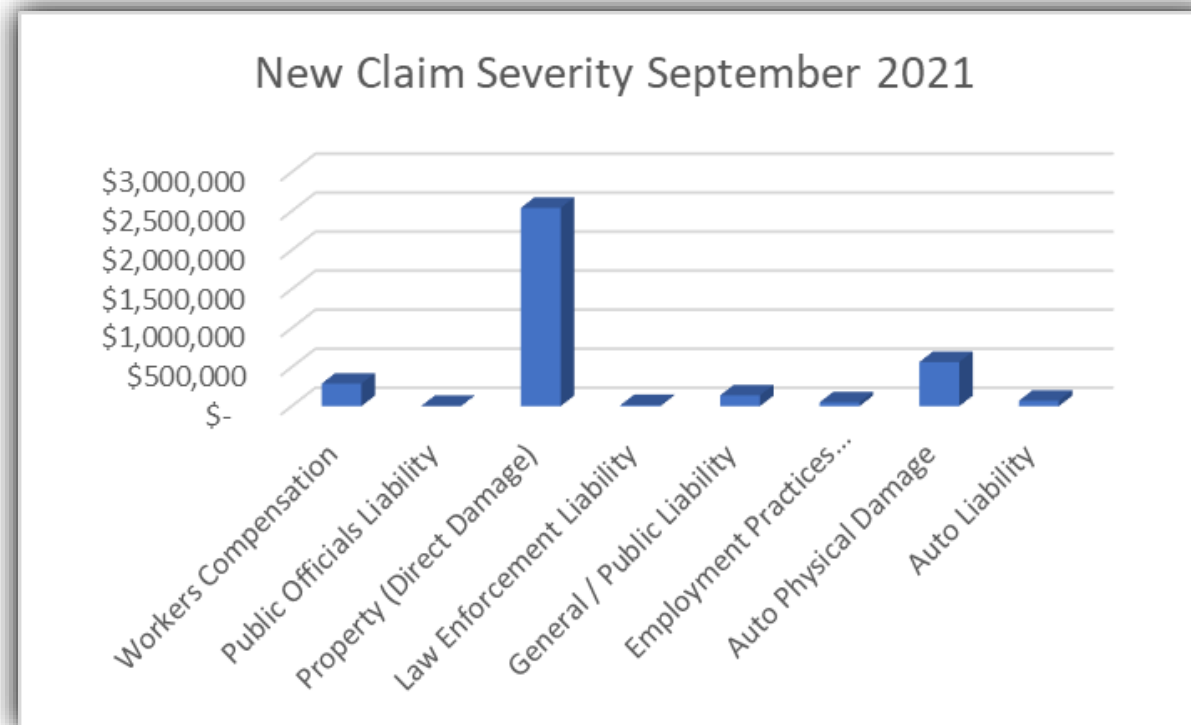


September  
New Claims by Year



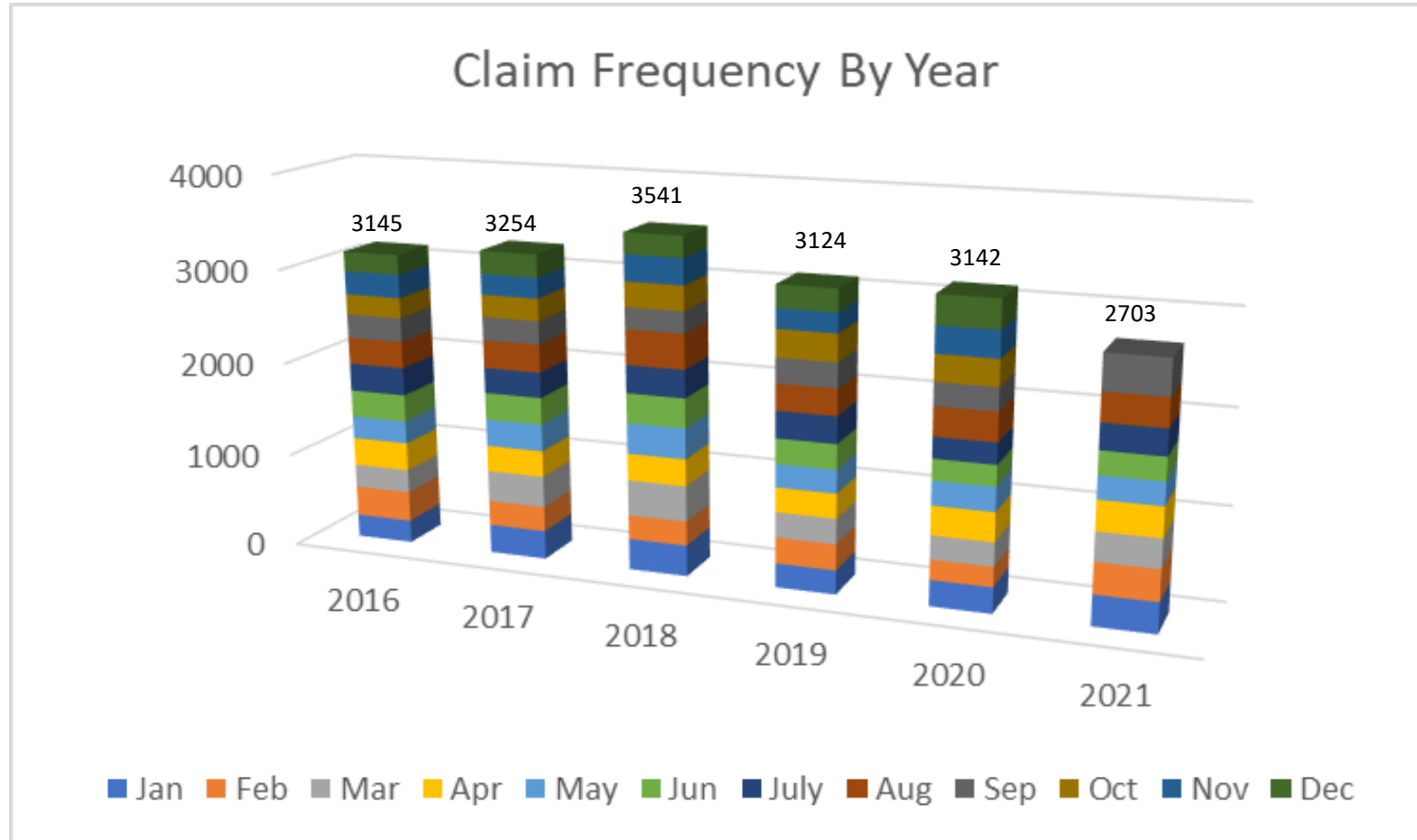
# GSMJIF Commissioner Claim Overview

September 2021 – New Claim Severity



# GSMJIF Commissioner Claim Overview

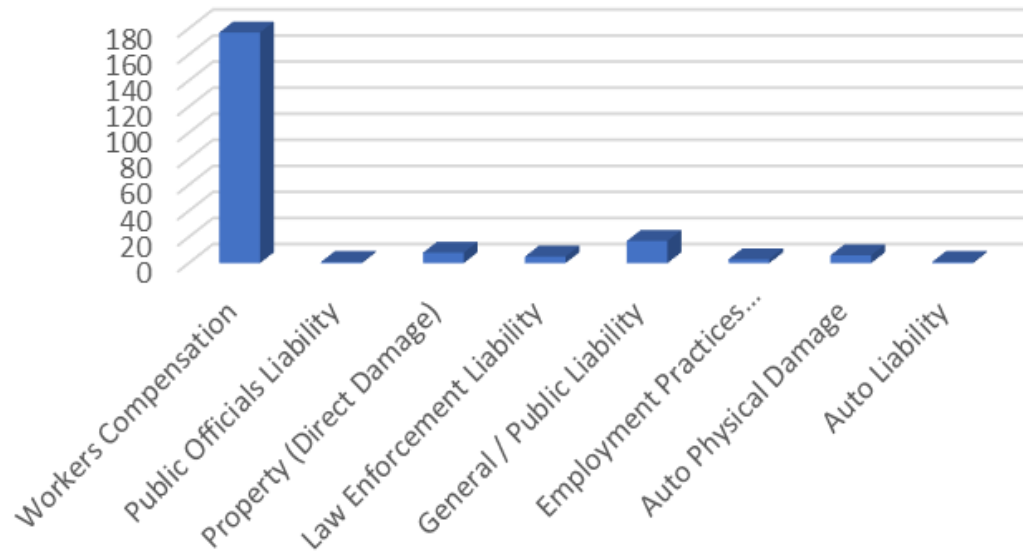
## Historical Frequency



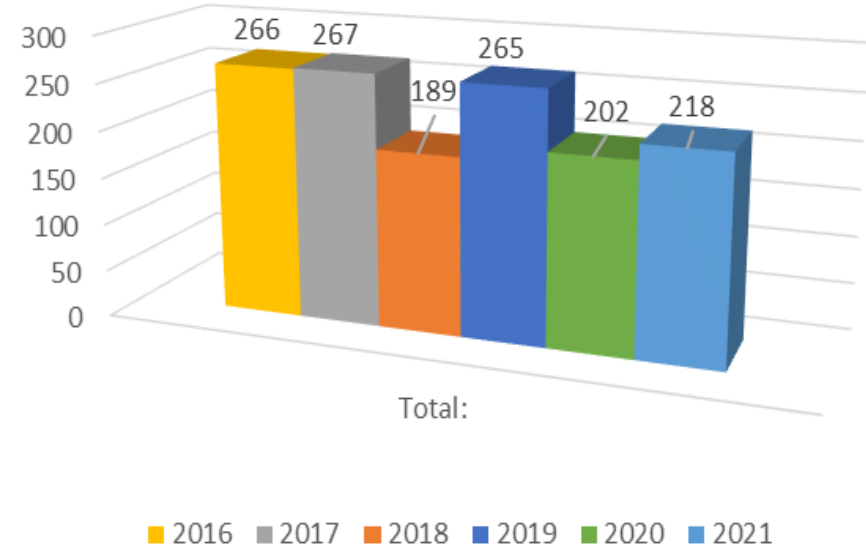
# GSMJIF Commissioner Claim Overview

September 2021 – Closed Claim Frequency

Closed Claim Count September 2021



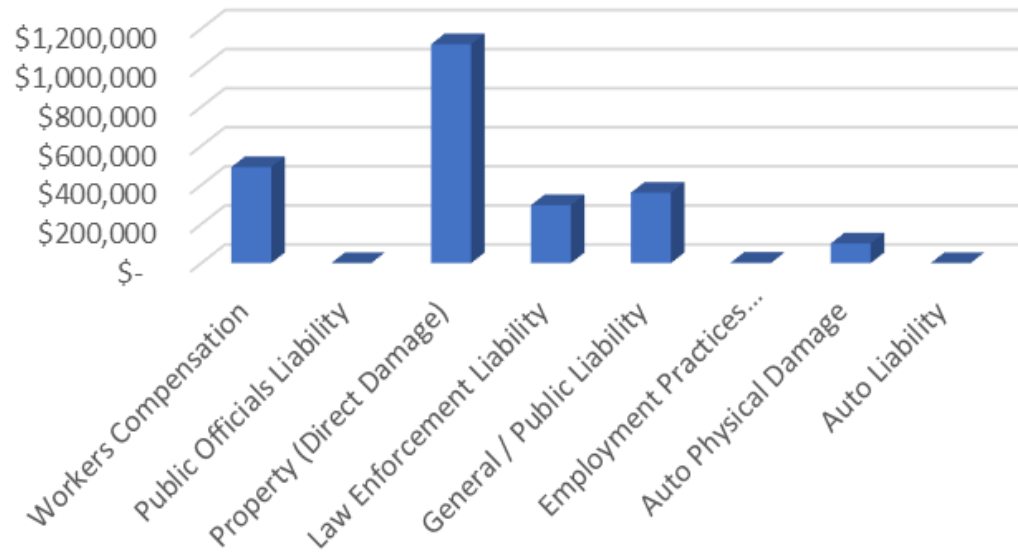
Sept Closed Claims by Year



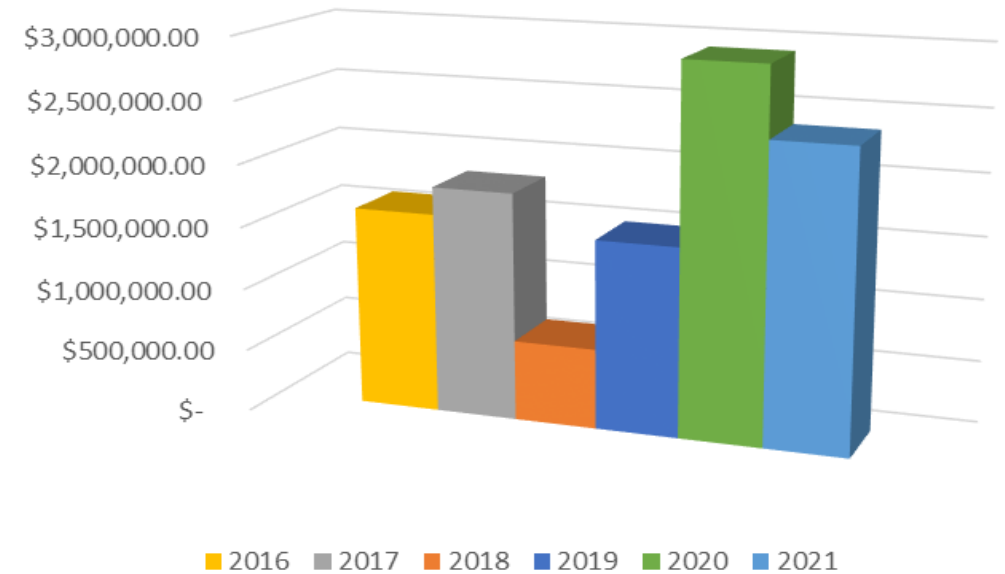
# GSMJIF Commissioner Claim Overview

September 2021 – Closed Claim Severity

Closed Incurred Amount September 2021



Sept Closed Incurred Amounts by Year



# GSMJIF Commissioner Claim Overview

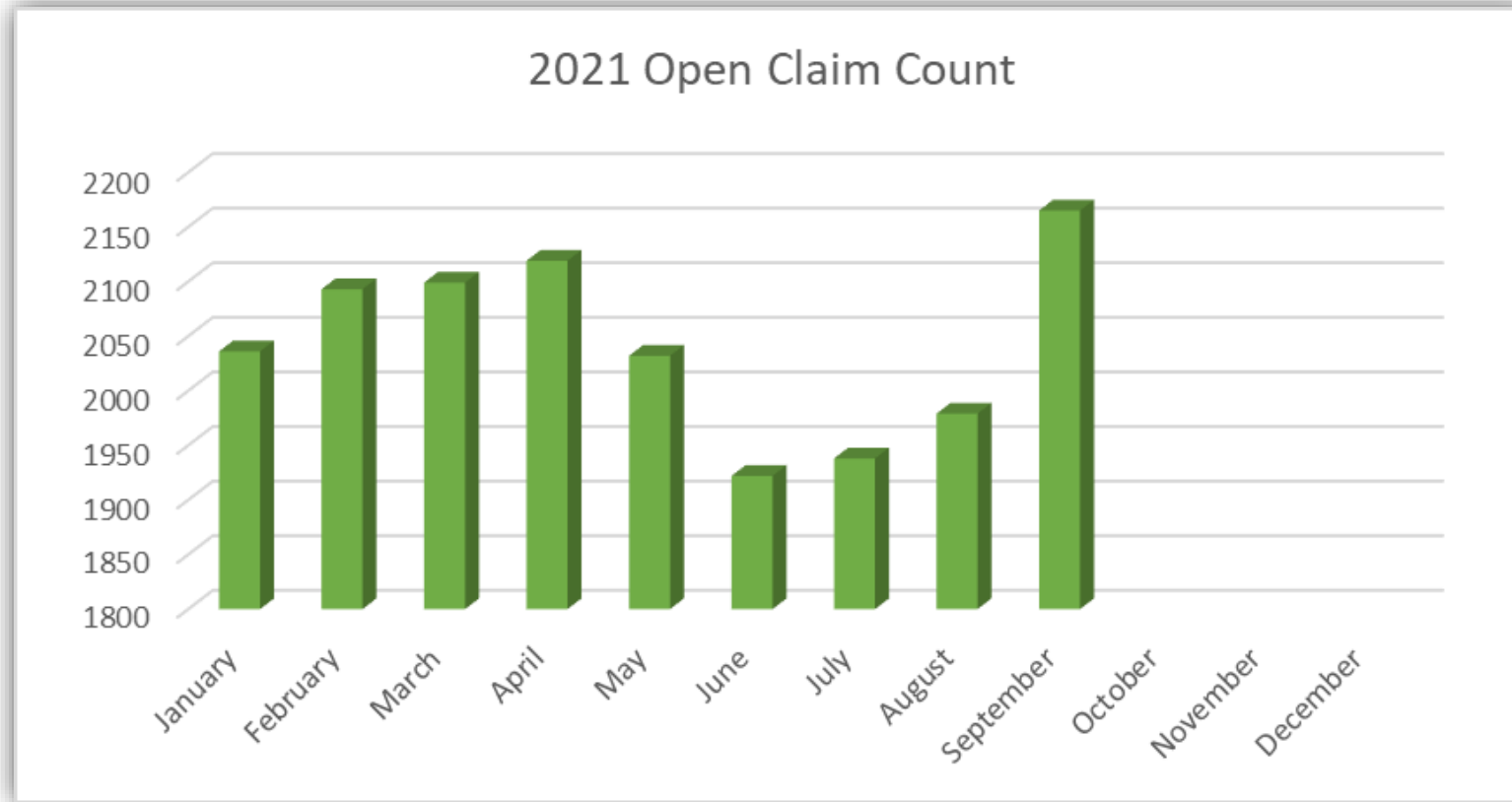
September 2021 – Pending (Open) Claims





# GSMJIF Commissioner Claim Overview

## 2021 Historical Pending (Open) Claims



# GSMJIF Commissioner Claim Overview

## 2021 – Subrogation Gross Recovery

