



GSMJIF - COMM MEETING PAY SUMMARY REPORT

March 2022 Report

WC				Grand Total March 2022	
TWP	TPA				
Par Troy Hills	D&H	\$	52,378		
Bloomfield	D&H	\$	-	N/P	
Morristown	D&H	\$	36,469		
Roxbury	D&H	\$	3,735		
Neptune	D&H	\$	-	N/P	
North Bergen	CRC	\$	177,321		
Linden	Inservco	\$	100,417		
All Other	QL	\$	2,303,705		
Total WC		\$	2,674,025		
PAL					
ALL TWP					
AL	NIP/QL	\$	170,785		
APD	NIP/QL	\$	126,474		
EPL	NIP/QL	\$	78,660		
GL	NIP/QL	\$	143,960		
POL	NIP/QL	\$	58,198		
PROP	NIP/QL	\$	418,276		
Total PAL		\$	996,353		
WC		\$	2,674,025		
PAL		\$	996,353		
Grand Total post 2012		\$	3,670,378		
PMA PRIOR 2012					
WC	PMA	\$	19,024		
PAL	PMA	\$	109		
APD PROP	PMA	\$	-		
Total Prior 2012		\$	19,133		
				TOTAL PAID	3,689,511

GSMJIF Commissioner Claim Overview

March 2022 Data Tables

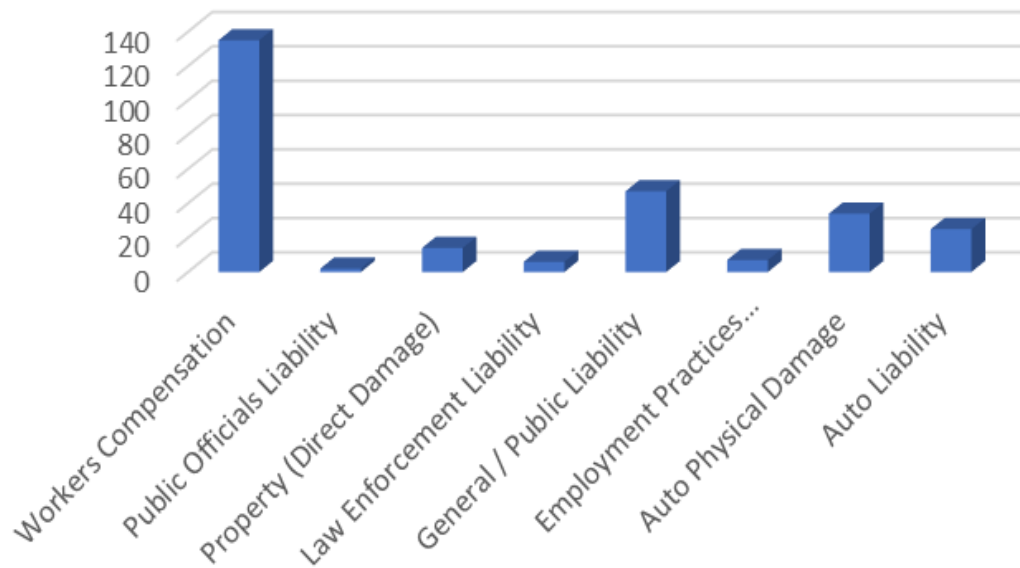
Line of Coverage	New Claim Count	New Claim Incurred Amount	Hist. New Claim Count 2022	Hist. New incurred Amount	Monthly Closed Claim Count	Monthly Closed Incurred Amount	Hist. Closed 2022	Hist. Closed YTD Incurred Amount	ALL Pending (Open) Claims
Workers Compensation	135	\$ 411,315	724	\$ 2,902,000	226	\$ 2,179,382	717	\$ 5,058,868	1564
Public Officials Liability	2	\$ 5,500	6	\$ 23,500	1	\$ 10,095	7	\$ 339,389	34
Property (Direct Damage)	14	\$ 52,525	47	\$ 793,205	18	\$ 222,508	34	\$ 295,051	152
Law Enforcement Liability	6	\$ 84,000	20	\$ 292,000	1	\$ 12	10	\$ 267,841	77
General / Public Liability	47	\$ 51,350	125	\$ 305,688	66	\$ 385,936	163	\$ 1,086,341	290
Employment Practices Liability	7	\$ 362,500	11	\$ 510,000	3	\$ 705,384	4	\$ 705,384	75
Auto Physical Damage	34	\$ 22,760	124	\$ 103,137	49	\$ 236,966	131	\$ 456,621	130
Auto Liability	25	\$ 41,101	61	\$ 131,357	16	\$ 24,930	47	\$ 49,472	80
Total:	270	\$ 1,031,051	1118	\$ 5,060,887	380	\$ 3,765,214	1113	\$ 8,258,968	2402

GSMJIF Monthly Subrogation Gross Recovery 2022				
Month	WC	APD/Prop	LIAB	Total
January	\$ -	\$ 13,057	\$ -	\$ 13,057
February	\$ 91,423	\$ 28,850	\$ -	\$ 120,273
March	\$ -	\$ 18,301	\$ -	\$ 18,301
April				\$ -
May				\$ -
June				\$ -
July				\$ -
August				\$ -
September				\$ -
October				\$ -
November				\$ -
December				\$ -
Year to Date:	\$ 91,423	\$ 60,208	\$ -	\$ 151,631

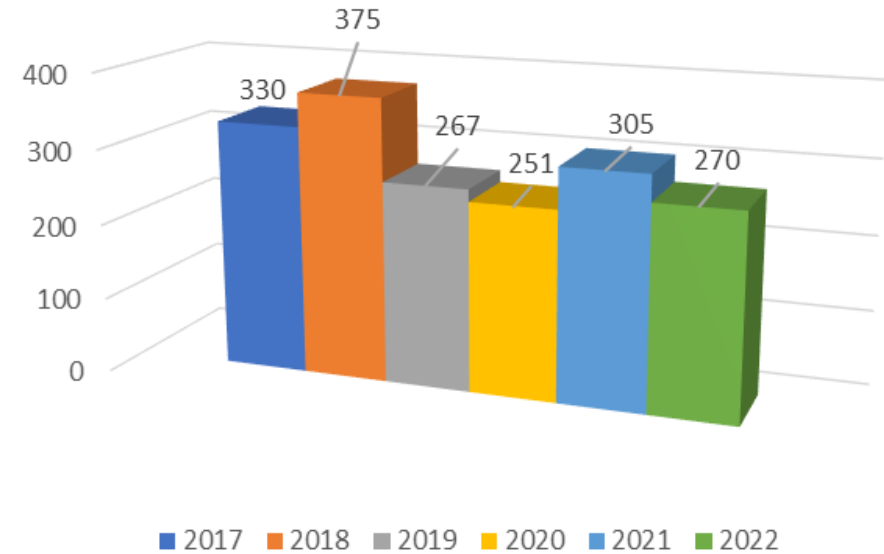
GSMJIF Commissioner Claim Overview

March 2022 – New Claim Frequency

New Claim Count Mar. 2022



March
New Claims by Year



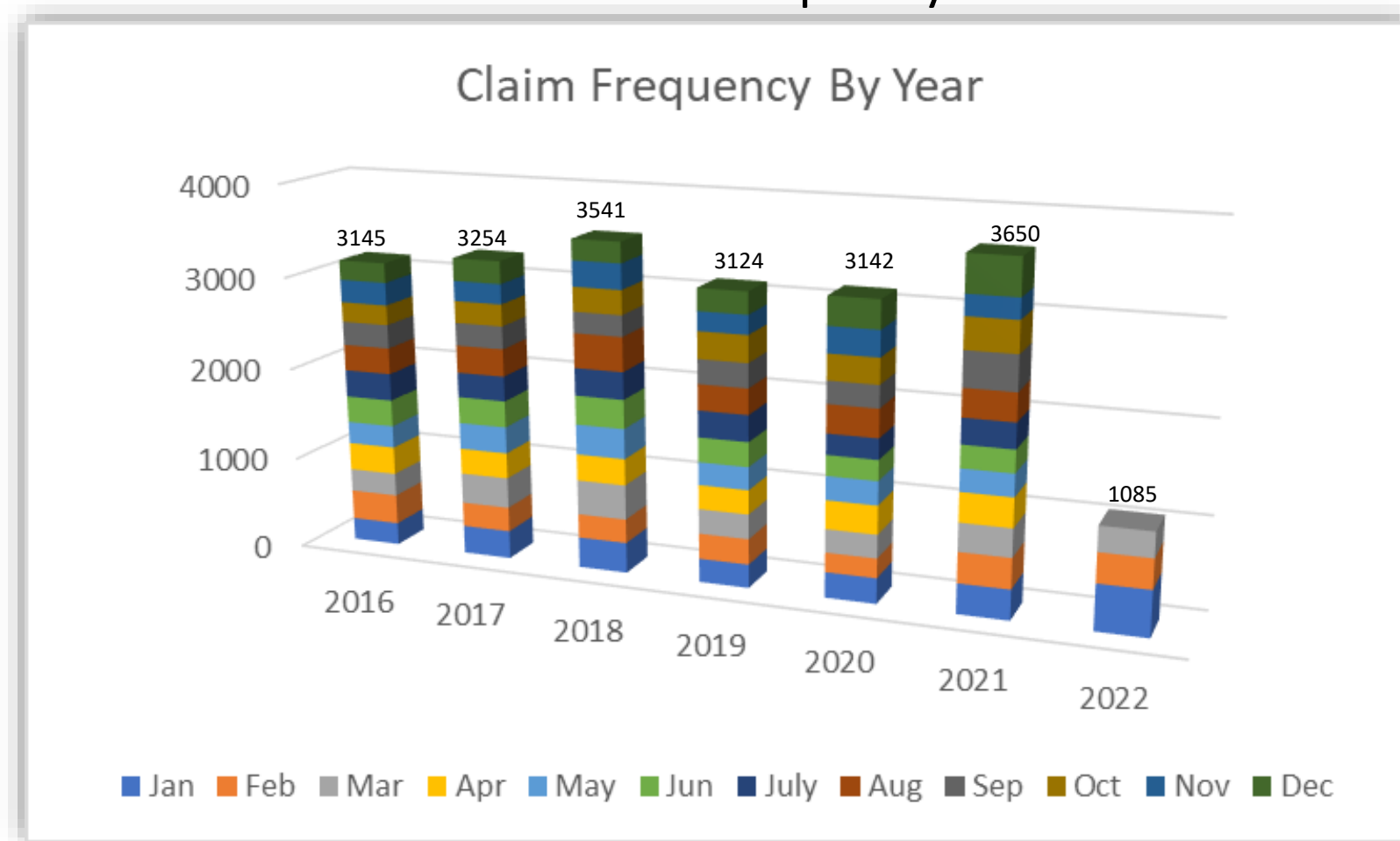
GSMJIF Commissioner Claim Overview

March 2022 – New Claim Severity



GSMJIF Commissioner Claim Overview

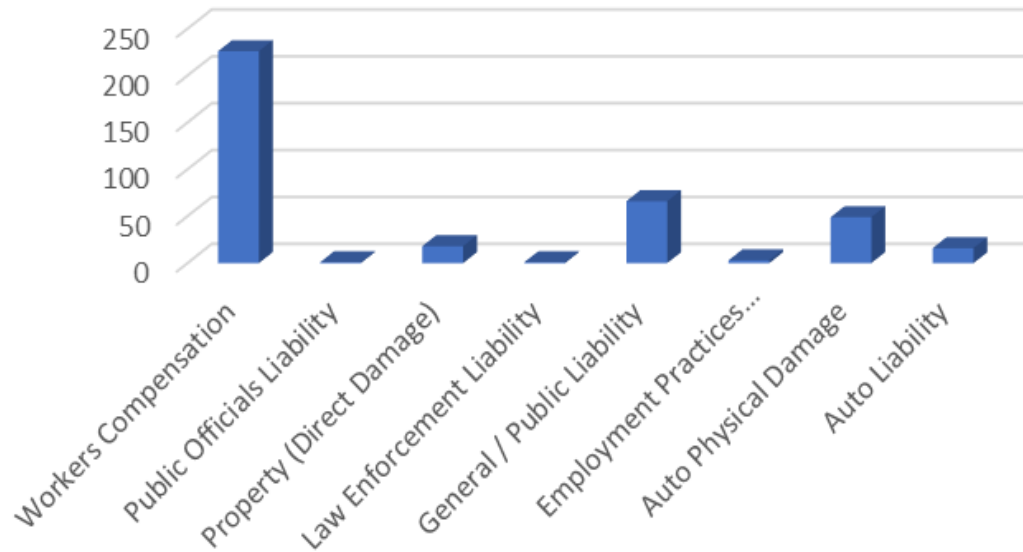
Historical Frequency



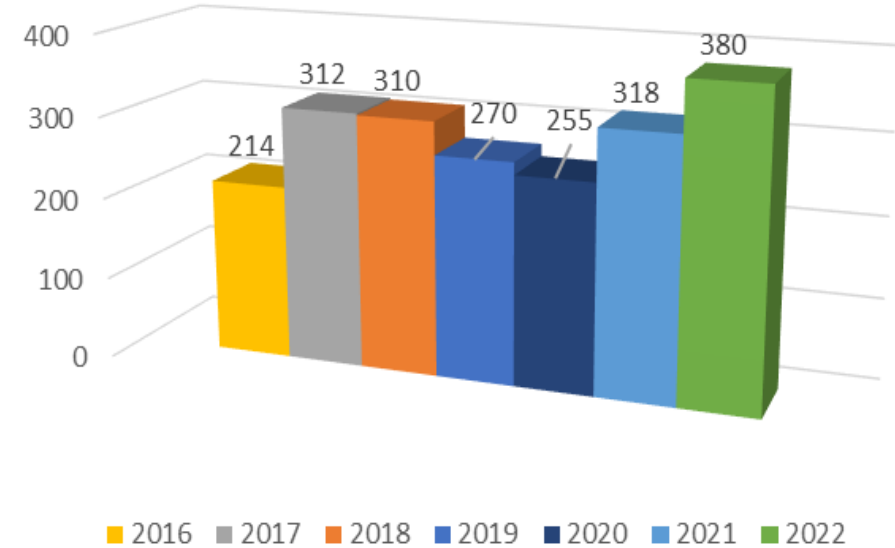
GSMJIF Commissioner Claim Overview

March 2022 – Closed Claim Frequency

Closed Claim Count Mar. 2022



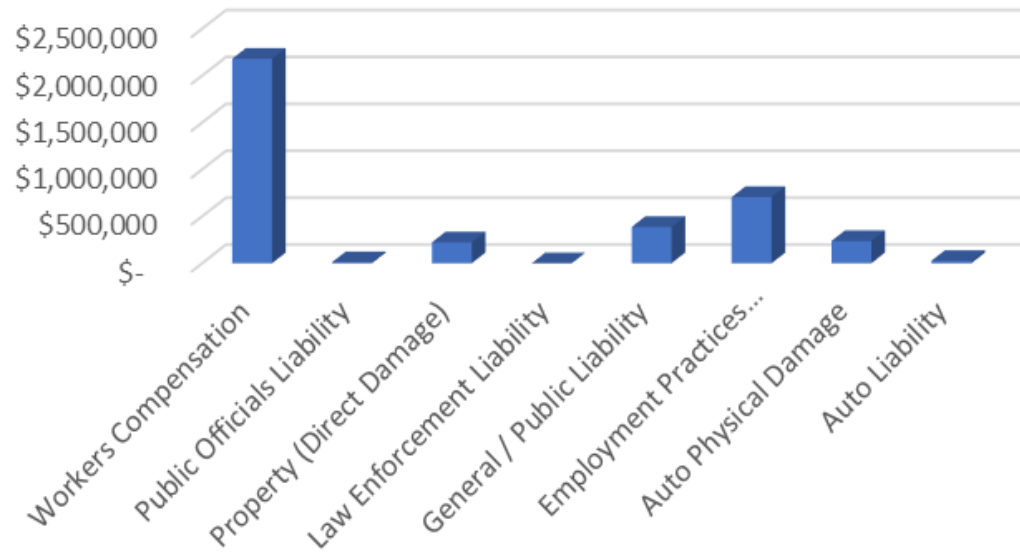
Mar. Closed Claims by Year



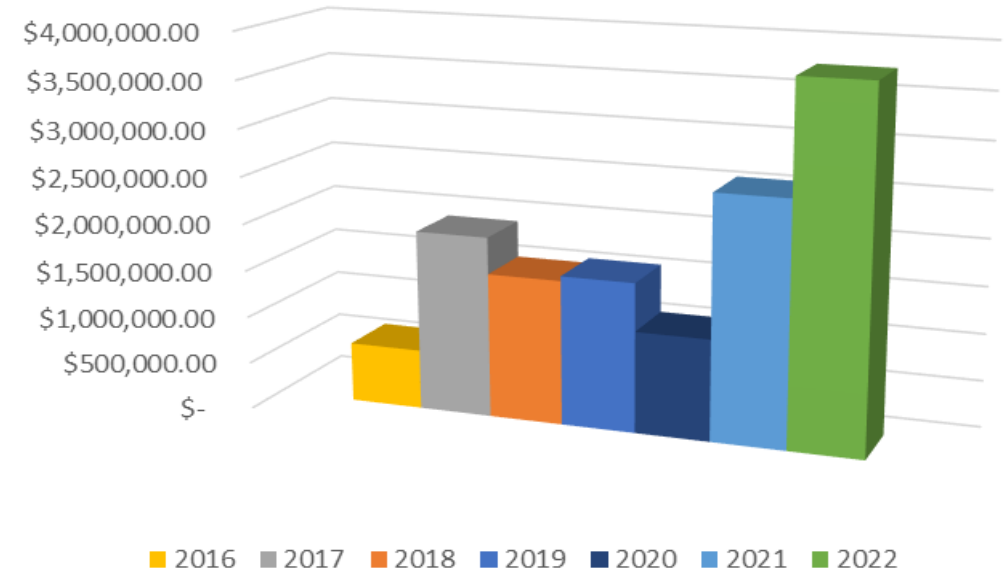
GSMJIF Commissioner Claim Overview

March 2022 – Closed Claim Severity

Closed Incurred Amount Mar. 2022

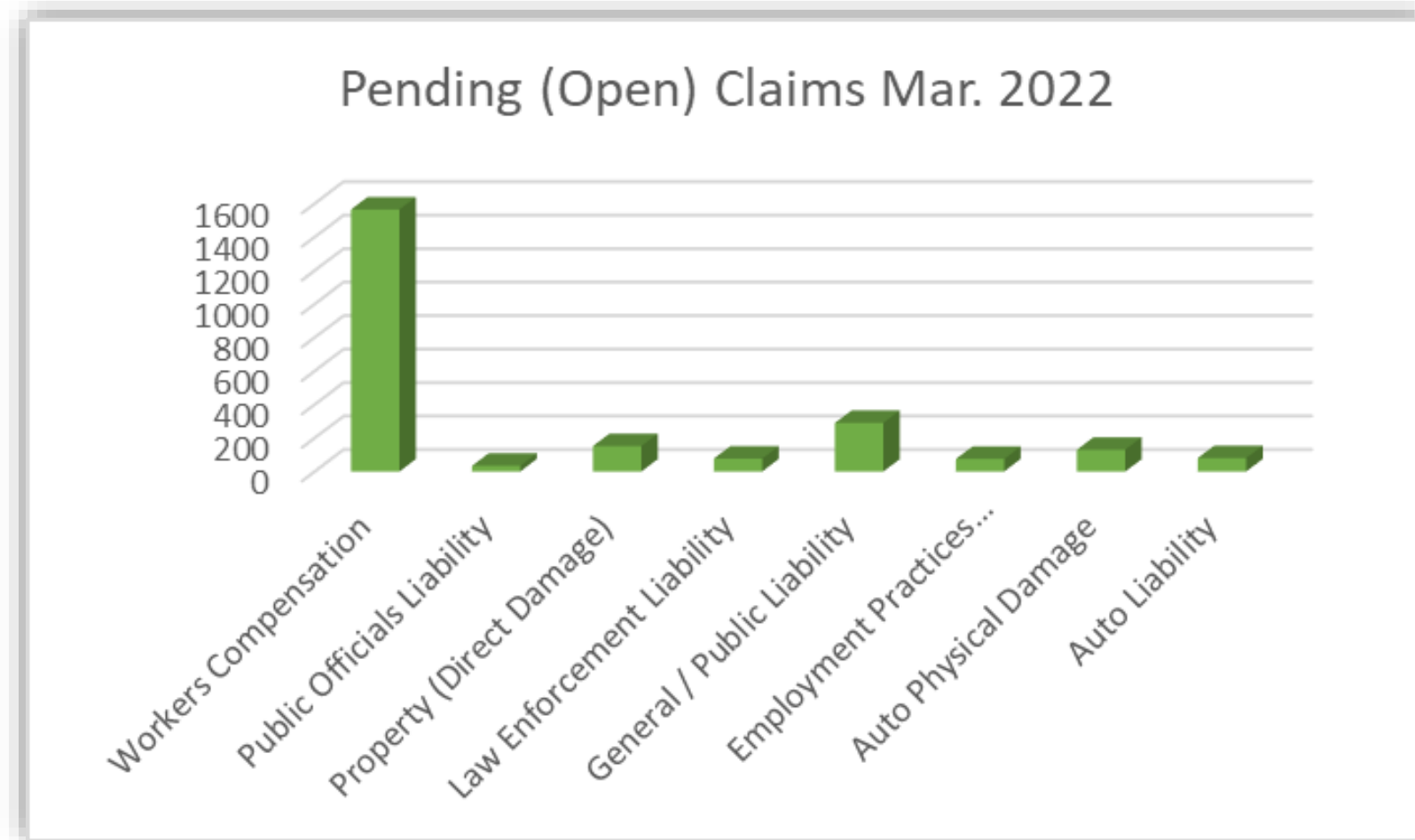


Mar. Closed Incurred Amounts by Year



GSMJIF Commissioner Claim Overview

March 2022 – Pending (Open) Claims



GSMJIF Commissioner Claim Overview

2022 Historical Pending (Open) Claims



GSMJIF Commissioner Claim Overview

2022 – Subrogation Gross Recovery

