



GSMJIF - COMM MEETING PAY SUMMARY REPORT
June 2022 Report

WC			
TWP	TPA		
Par Troy Hills	D&H	\$	95,312
Morristown	D&H	\$	69,434
Roxbury	D&H	\$	23,531
Holmdel	D&H	\$	6,178
Neptune	D&H	\$	28,465
North Bergen	CRC	\$	127,628
Linden	Inservco	\$	135,548
All Other	QL	\$	1,111,554
Total WC		\$	1,597,650

PAL			
ALL TWP			
AL	NIP/QL	\$	81,359
APD	NIP/QL	\$	107,247
EPL	NIP/QL	\$	731,220
GL	NIP/QL	\$	208,724
POL	NIP/QL	\$	214,873
PROP	NIP/QL	\$	912,216
Total PAL		\$	2,255,639

WC		\$	1,597,650
PAL		\$	2,255,639
Grand Total post 2012		\$	3,853,289

PMA PRIOR 2012			
WC	PMA	\$	12,612
PAL	PMA	\$	-
APD PROP	PMA	\$	-
Total Prior 2012		\$	12,612

Grand Total April 2022		
Post 2012 CLAIMS	\$	3,853,289
Prior 2012 CLAIMS	\$	12,612

TOTAL PAID	
<hr/>	
\$	3,865,901

GSMJIF Commissioner Claim Overview

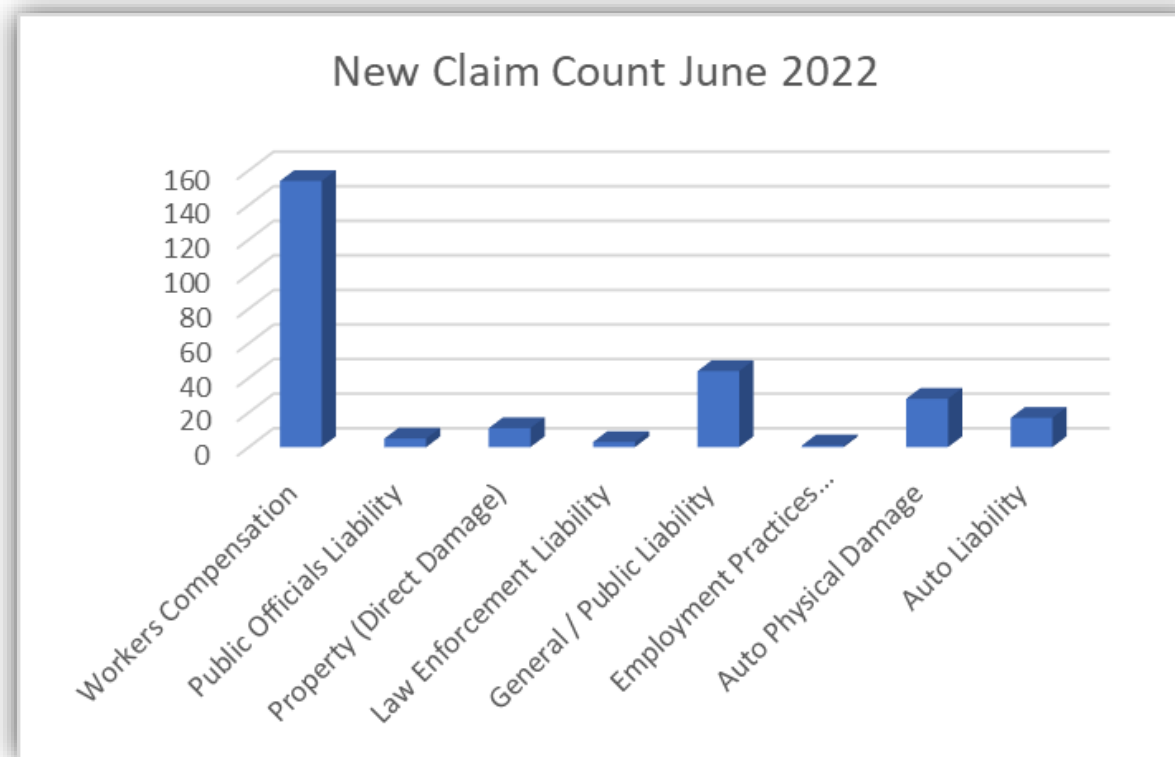
June 2022 Data Tables

Line of Coverage	New Claim Count	New Claim Incurred Amount	Hist. New Claim Count 2022	Hist. New incurred Amount	Monthly Closed Claim Count	Monthly Closed Incurred Amount	Hist. Closed 2022	Hist. Closed YTD Incurred Amount	ALL Pending (Open) Claims
Workers Compensation	154	\$ 374,443	1232	\$ 7,466,637	298	\$ 2,801,411	1389	\$ 11,437,105	1447
Public Officials Liability	5	\$ 16,500	17	\$ 267,929	5	\$ 151,404	15	\$ 512,577	39
Property (Direct Damage)	11	\$ 21,254	76	\$ 1,573,637	22	\$ 746,013	76	\$ 1,950,615	140
Law Enforcement Liability	3	\$ 10,000	25	\$ 468,164	11	\$ 13,725	30	\$ 1,890,879	64
General / Public Liability	44	\$ 52,686	240	\$ 675,286	44	\$ 412,816	299	\$ 2,890,375	283
Employment Practices Liability	1	\$ 32,500	16	\$ 912,100	9	\$ 3,872,855	20	\$ 4,710,137	65
Auto Physical Damage	28	\$ 48,536	215	\$ 378,027	32	\$ 353,646	219	\$ 1,139,935	138
Auto Liability	17	\$ 9,500	118	\$ 214,512	16	\$ 15,687	99	\$ 232,124	84
Total:	263	\$ 565,419	1939	\$ 11,956,292	437	\$ 8,367,557	2147	\$ 24,763,747	2260

GSMJIF Monthly Subrogation Gross Recovery 2022					
Month	WC	APD/Prop	LIAB		Total
January	\$ -	\$ 13,057	\$ -		\$ 13,057
February	\$ 91,424	\$ 28,850	\$ -		\$ 120,274
March	\$ -	\$ 18,301	\$ -		\$ 18,301
April	\$ -	\$ -	\$ -		\$ -
May	\$ 15,000	\$ 39,169	\$ -		\$ 54,169
June	\$ 13,299	\$ -	\$ -		\$ 13,299
July					\$ -
August					\$ -
September					\$ -
October					\$ -
November					\$ -
December					\$ -
Year to Date:	\$ 119,723	\$ 99,377	\$ -		\$ 219,100

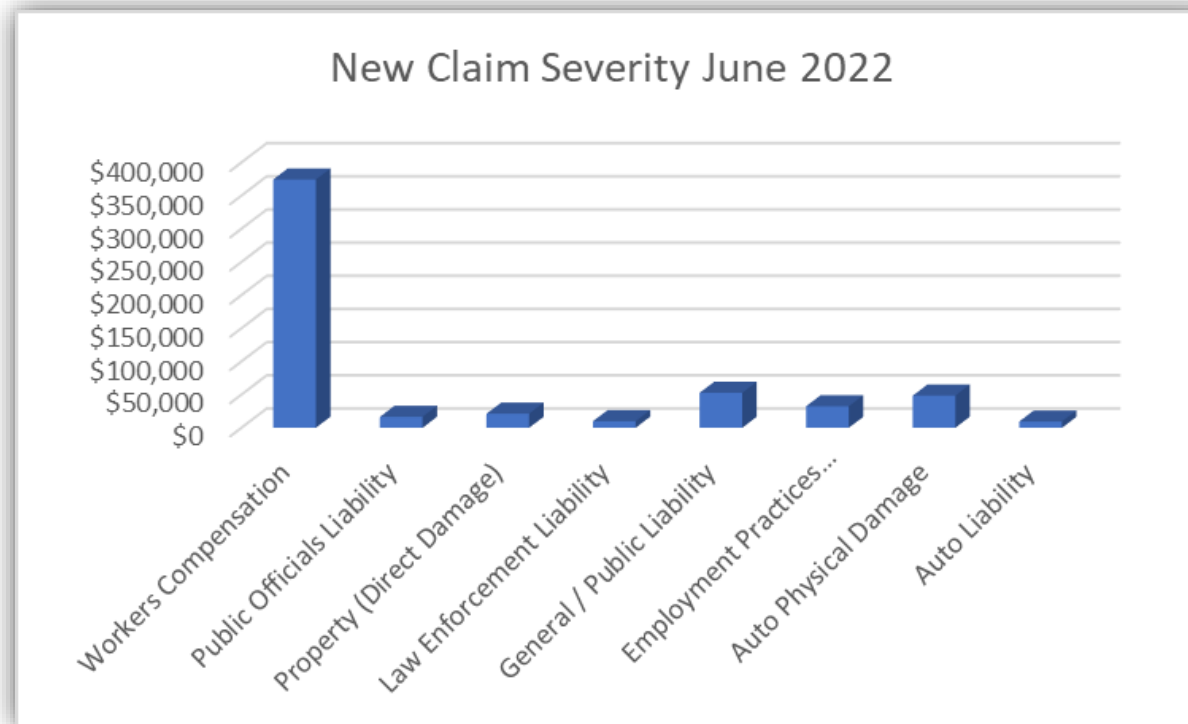
GSMJIF Commissioner Claim Overview

June 2022 – New Claim Frequency



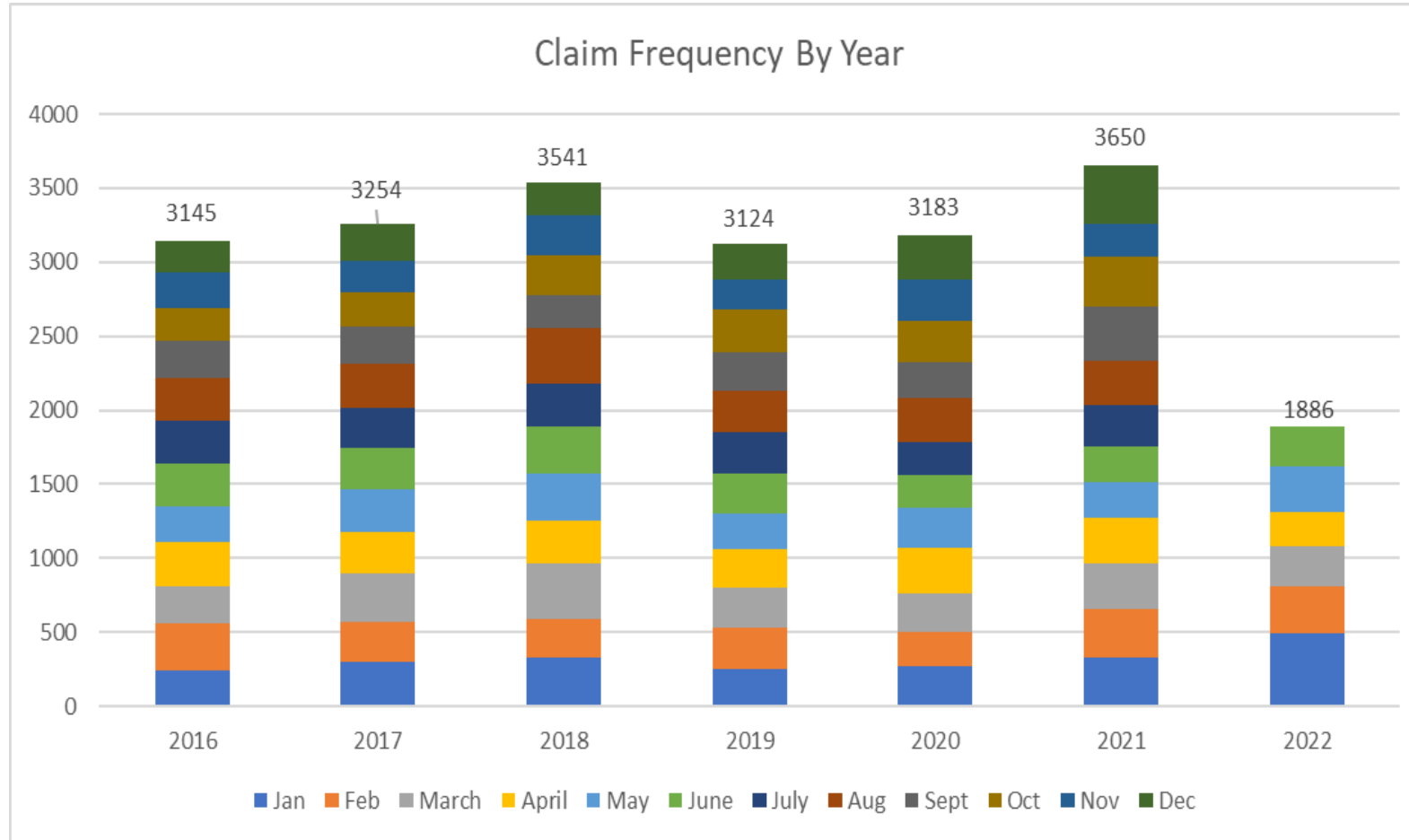
GSMJIF Commissioner Claim Overview

June 2022 – New Claim Severity



GSMJIF Commissioner Claim Overview

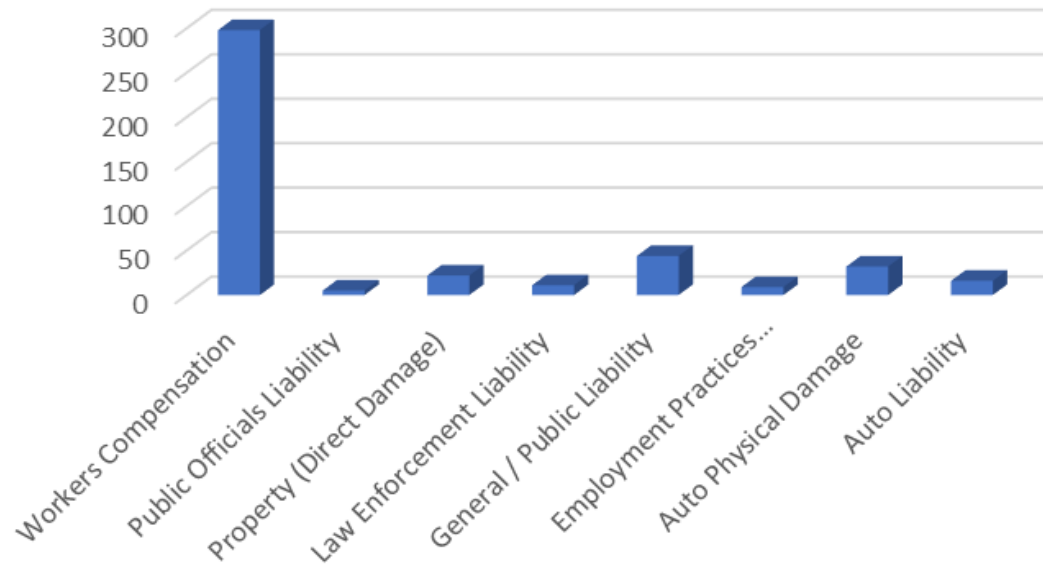
Historical Frequency



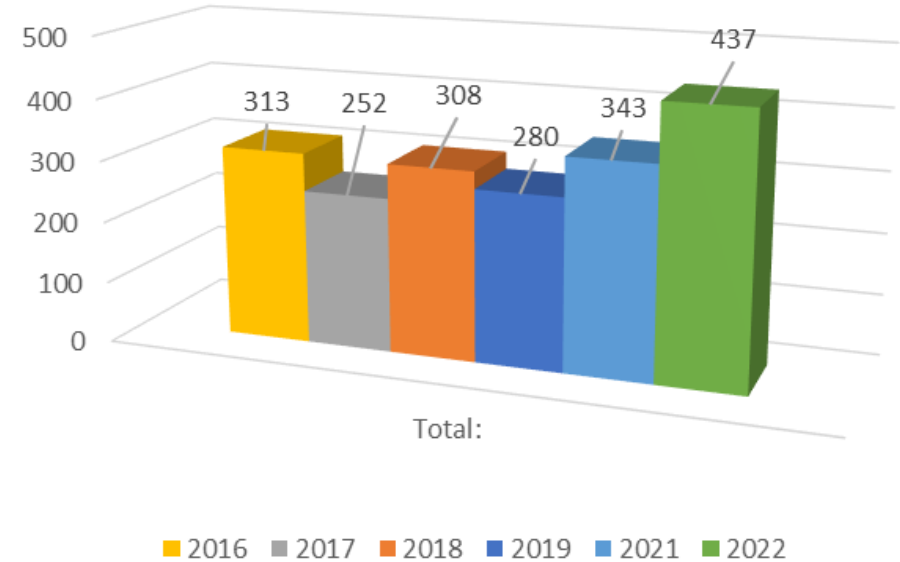
GSMJIF Commissioner Claim Overview

June 2022 – Closed Claim Frequency

Closed Claim Count June 2022

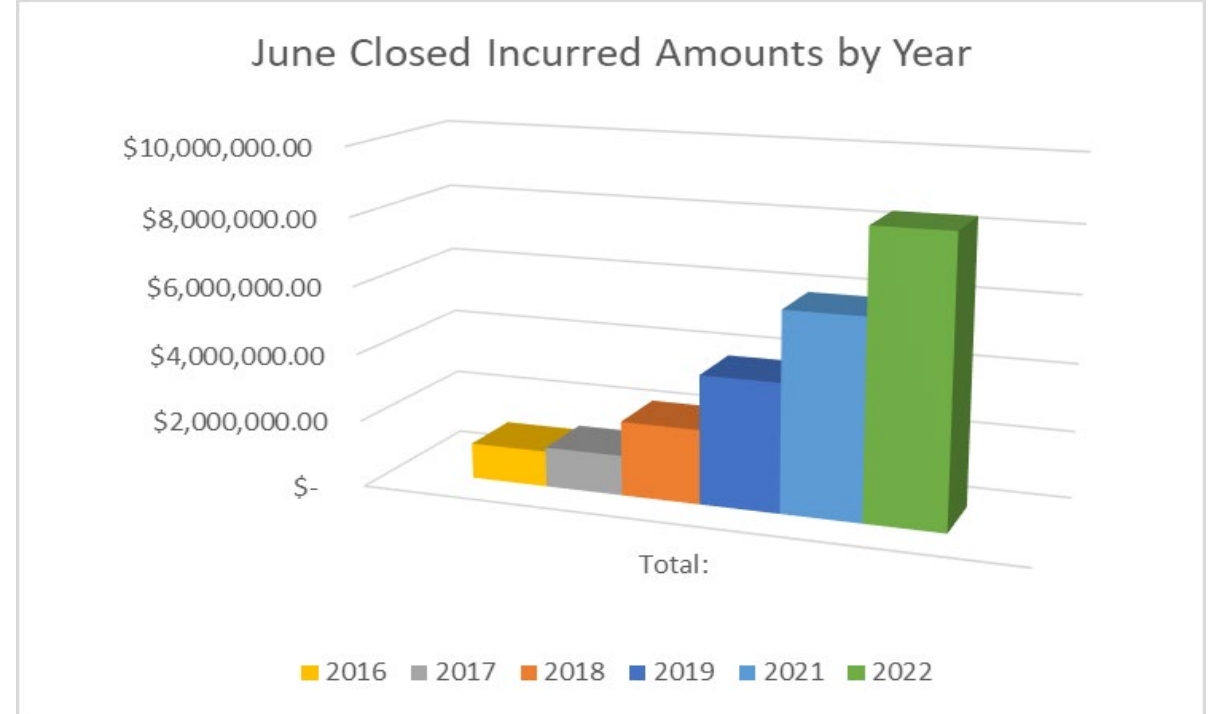


June Closed Claims by Year



GSMJIF Commissioner Claim Overview

June 2022 – Closed Claim Severity



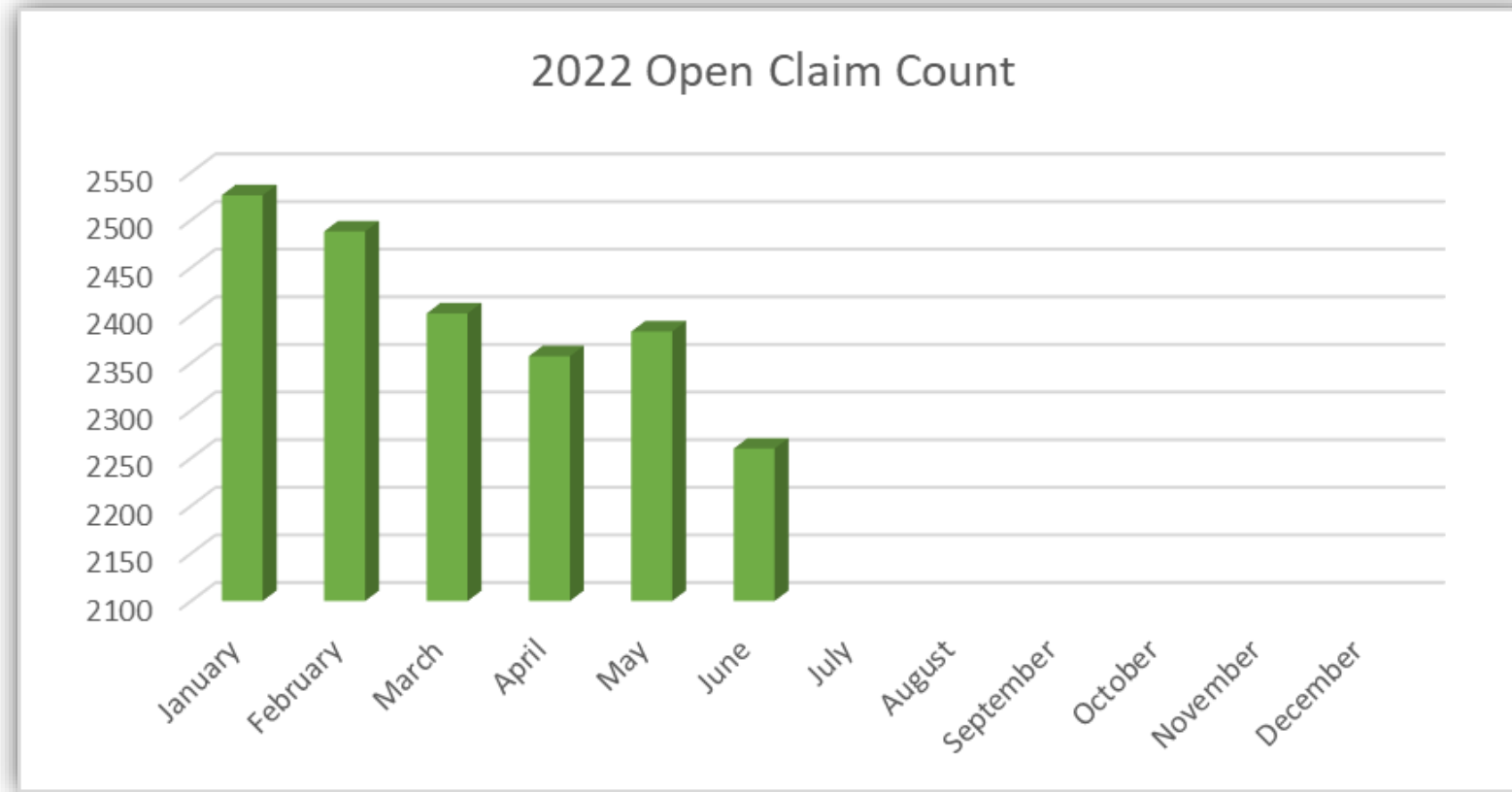
GSMJIF Commissioner Claim Overview

June 2022 – Pending (Open) Claims



GSMJIF Commissioner Claim Overview

2022 Historical Pending (Open) Claims



GSMJIF Commissioner Claim Overview

2022 – Subrogation Gross Recovery

