



**GSMJIF - COMM MEETING PAY SUMMARY REPORT**  
**April 2022 Report**

<b>WC</b>	<b>TPA</b>		
<b>TWP</b>			
Par Troy Hills	D&H	\$	138,903
Morristown	D&H	\$	27,889
Roxbury	D&H	\$	9,374
Holmdel	D&H	\$	6,263
Neptune	D&H	\$	20,601
North Bergen	CRC	\$	265,973
Linden	Inservco	\$	296,206
All Other	QL	\$	1,669,146
<b>Total WC</b>		<b>\$</b>	<b>2,434,355</b>

<b>Grand Total April 2022</b>	
Post 2012 CLAIMS	3,899,961
Prior 2012 CLAIMS	22,599

**TOTAL PAID** **3,922,560**

---

<b>PAL</b>			
<b>ALL TWP</b>			
AL	NIP/QL	\$	22,090
APD	NIP/QL	\$	85,560
EPL	NIP/QL	\$	793,879
GL	NIP/QL	\$	436,265
POL	NIP/QL	\$	30,434
PROP	NIP/QL	\$	97,378
<b>Total PAL</b>		<b>\$</b>	<b>1,465,606</b>

WC	\$	2,434,355
PAL	\$	1,465,606
<b>Grand Total post 2012</b>	<b>\$</b>	<b>3,899,961</b>

<b>PMA PRIOR 2012</b>			
WC	PMA	\$	22,580
PAL	PMA	\$	19
APD PROP	PMA		
<b>Total Prior 2012</b>		<b>\$</b>	<b>22,599</b>

# GSMJIF Commissioner Claim Overview

## May 2022 Data Tables

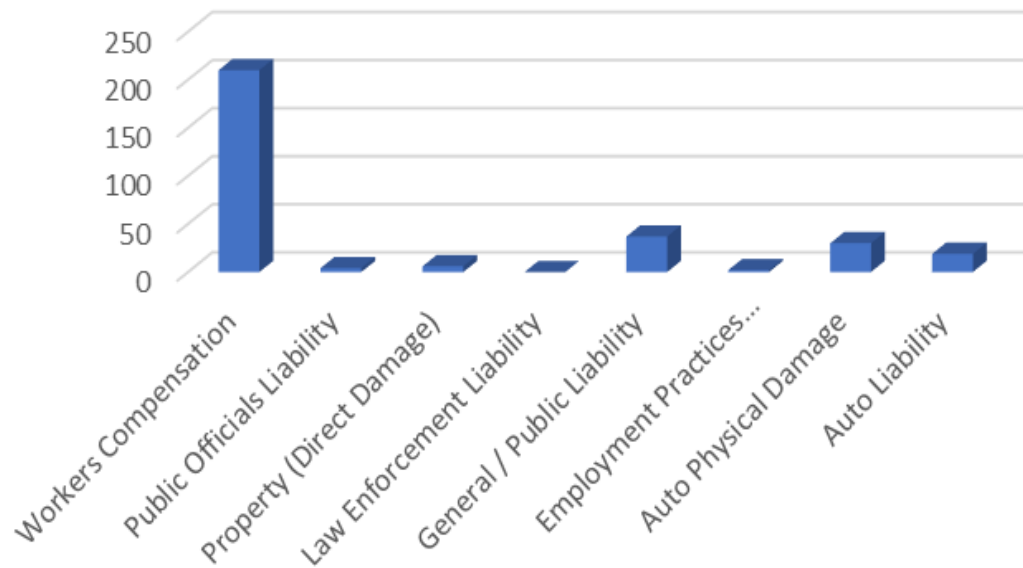
Line of Coverage	New Claim Count	New Claim Incurred Amount	Hist. New Claim Count 2022	Hist. New incurred Amount	Monthly Closed Claim Count	Monthly Closed Incurred Amount	Hist. Closed 2022	Hist. Closed YTD Incurred Amount	ALL Pending (Open) Claims
Workers Compensation	210	\$ 402,842	1070	\$ 5,211,888	189	\$ 1,896,252	1092	\$ 8,678,456	1550
Public Officials Liability	4	\$ 41,000	12	\$ 198,249	3	\$ 17,915	10	\$ 358,314	39
Property (Direct Damage)	6	\$ 7,150	65	\$ 1,568,374	9	\$ 56,833	56	\$ 1,207,733	149
Law Enforcement Liability	0	\$ -	22	\$ 556,038	4	\$ 37	19	\$ 1,876,954	72
General / Public Liability	37	\$ 155,950	195	\$ 714,999	54	\$ 294,464	256	\$ 2,474,955	276
Employment Practices Liability	2	\$ 45,500	15	\$ 815,000	3	\$ 11,211	11	\$ 835,346	73
Auto Physical Damage	30	\$ 45,657	187	\$ 270,513	27	\$ 102,757	190	\$ 818,264	138
Auto Liability	19	\$ 27,200	101	\$ 199,396	13	\$ 12,281	80	\$ 209,855	86
<b>Total:</b>	<b>308</b>	<b>\$ 725,299</b>	<b>1667</b>	<b>\$ 9,534,457</b>	<b>302</b>	<b>\$ 2,391,752</b>	<b>1714</b>	<b>\$ 16,459,877</b>	<b>2383</b>

GSMJIF Monthly Subrogation Gross Recovery 2022						
Month	WC	APD/Prop	LIAB	Total		
January	\$ -	\$ 13,057	\$ -	\$ 13,057		
February	\$ 91,423	\$ 28,850	\$ -	\$ 120,273		
March	\$ -	\$ 18,301	\$ -	\$ 18,301		
April	\$ -	\$ -	\$ -	\$ -		
May	\$ 15,000	\$ 39,169	\$ -	\$ 54,169		
June				\$ -		
July				\$ -		
August				\$ -		
September				\$ -		
October				\$ -		
November				\$ -		
December				\$ -		
Year to Date:	\$ 106,423	\$ 99,377	\$ -	\$ 205,800		

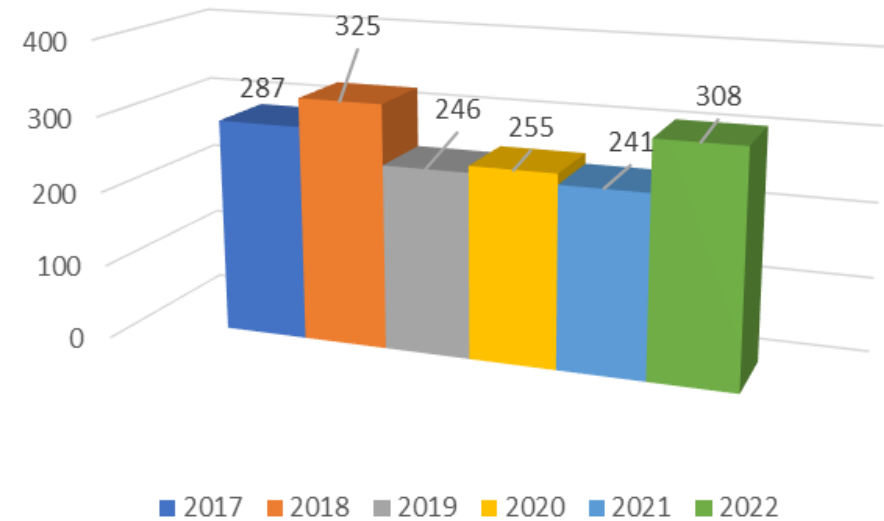
# GSMJIF Commissioner Claim Overview

May 2022 – New Claim Frequency

New Claim Count May 2022

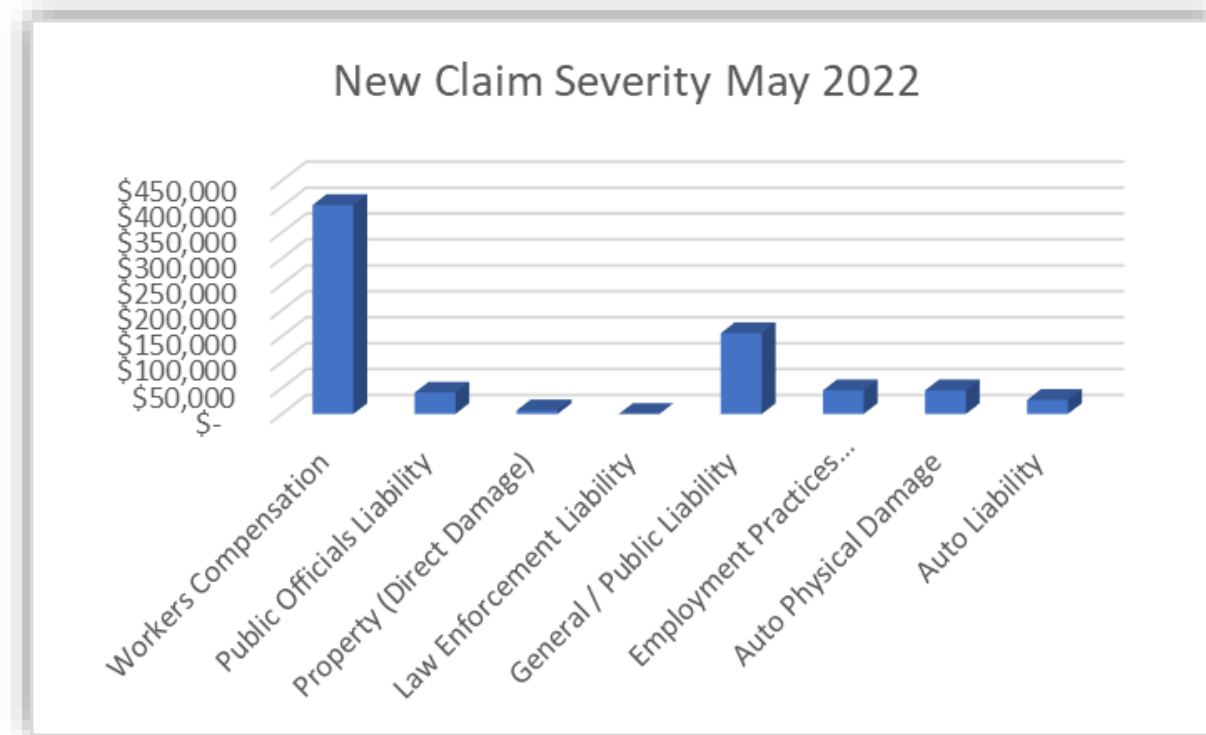


May  
New Claims by Year



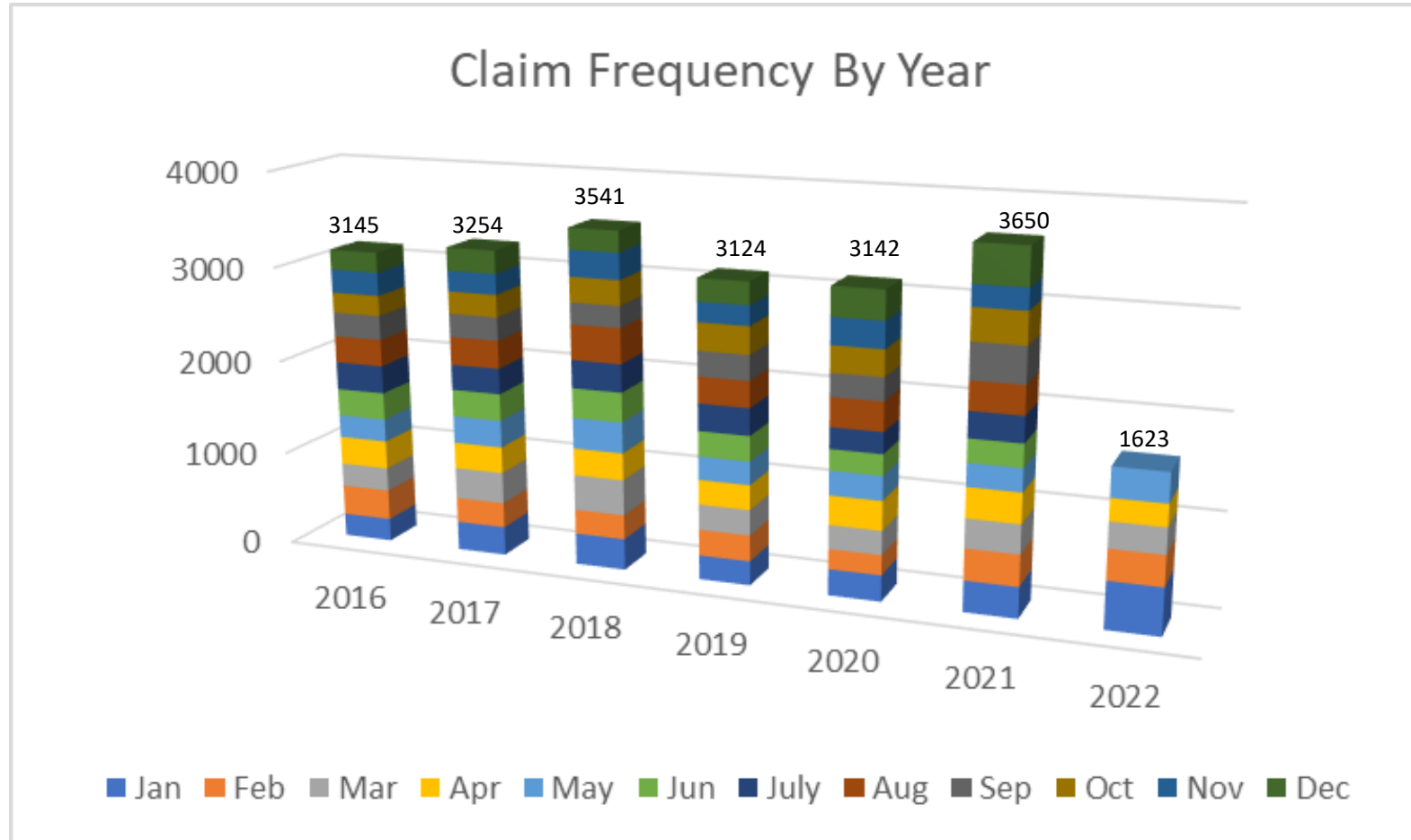
# GSMJIF Commissioner Claim Overview

May 2022 – New Claim Severity



# GSMJIF Commissioner Claim Overview

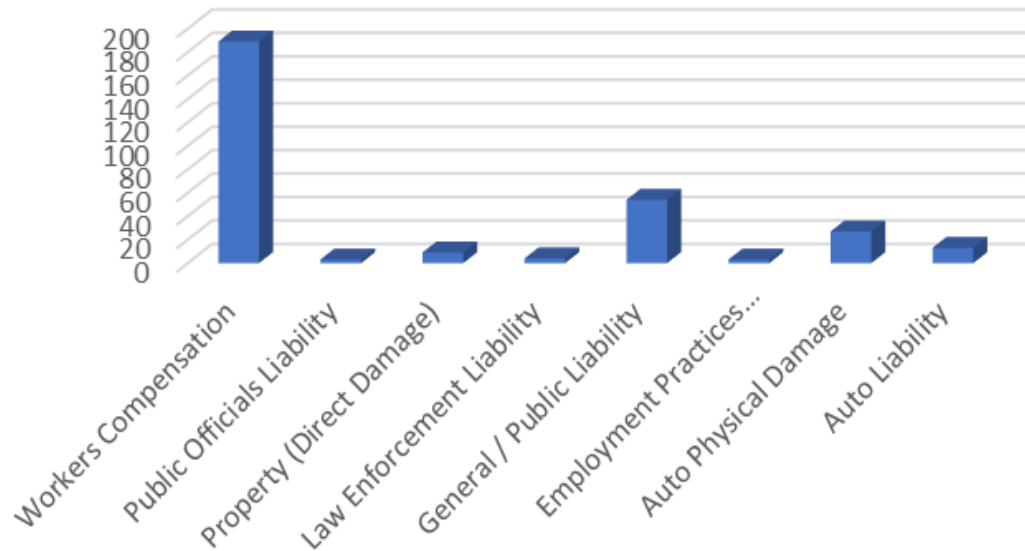
## Historical Frequency



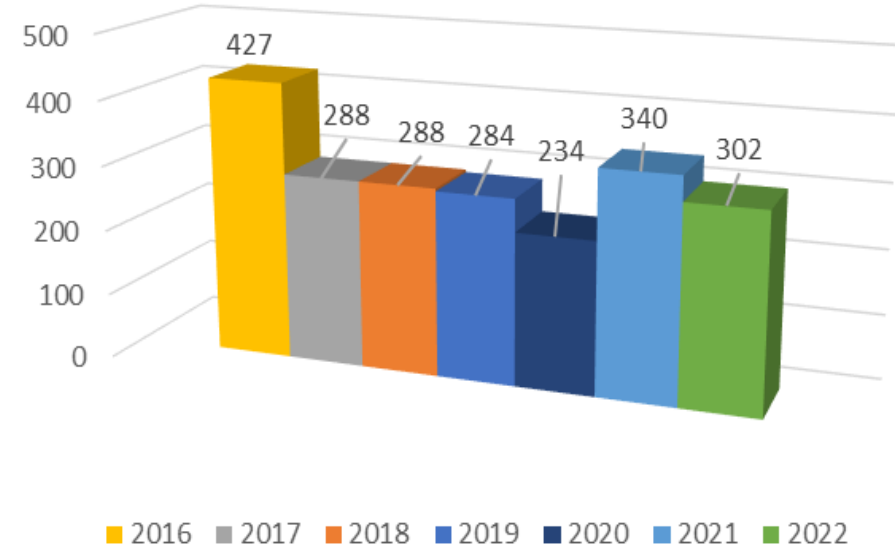
# GSMJIF Commissioner Claim Overview

May 2022 – Closed Claim Frequency

Closed Claim Count May 2022



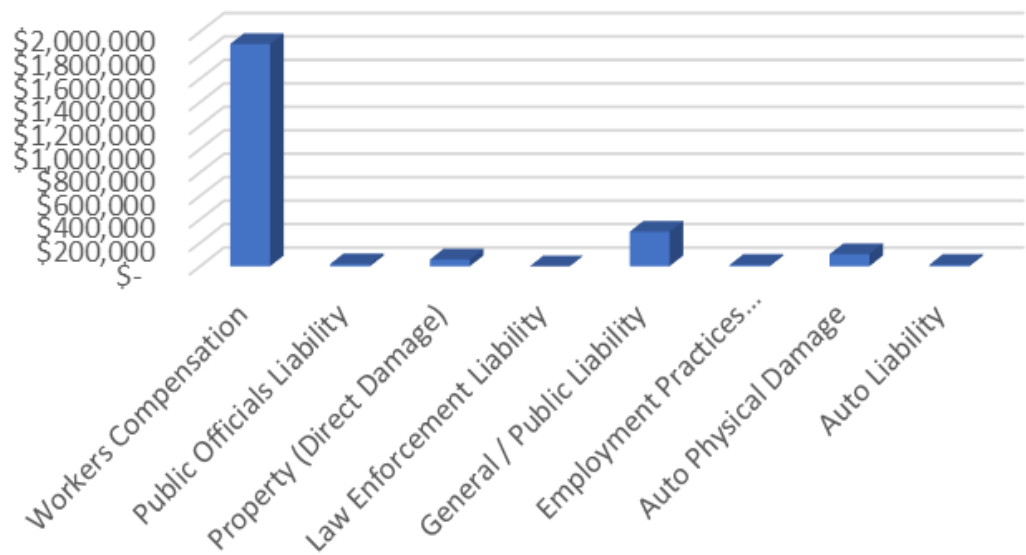
May Closed Claims by Year



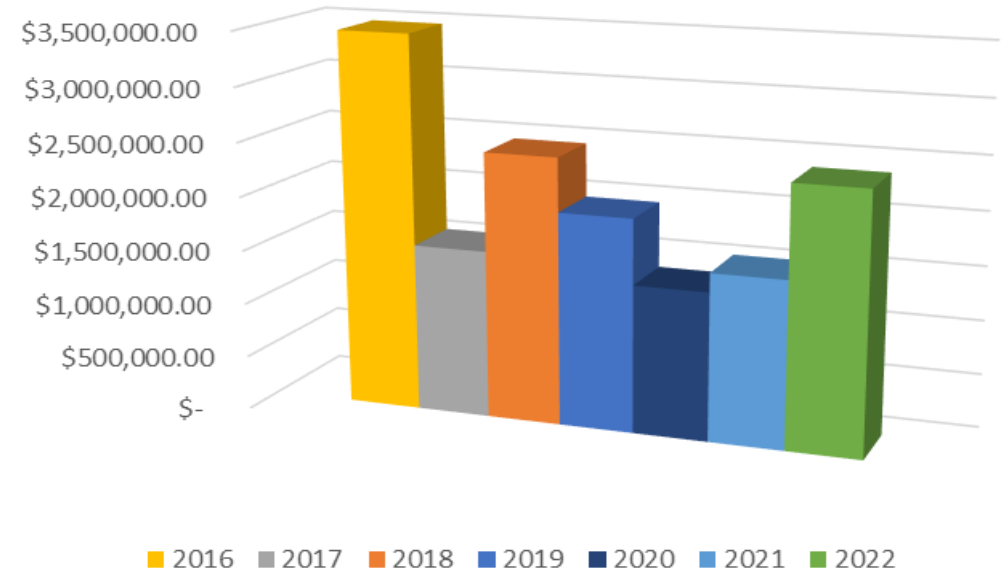
# GSMJIF Commissioner Claim Overview

May 2022 – Closed Claim Severity

Closed Incurred Amount May 2022



May Closed Incurred Amounts by Year



# GSMJIF Commissioner Claim Overview

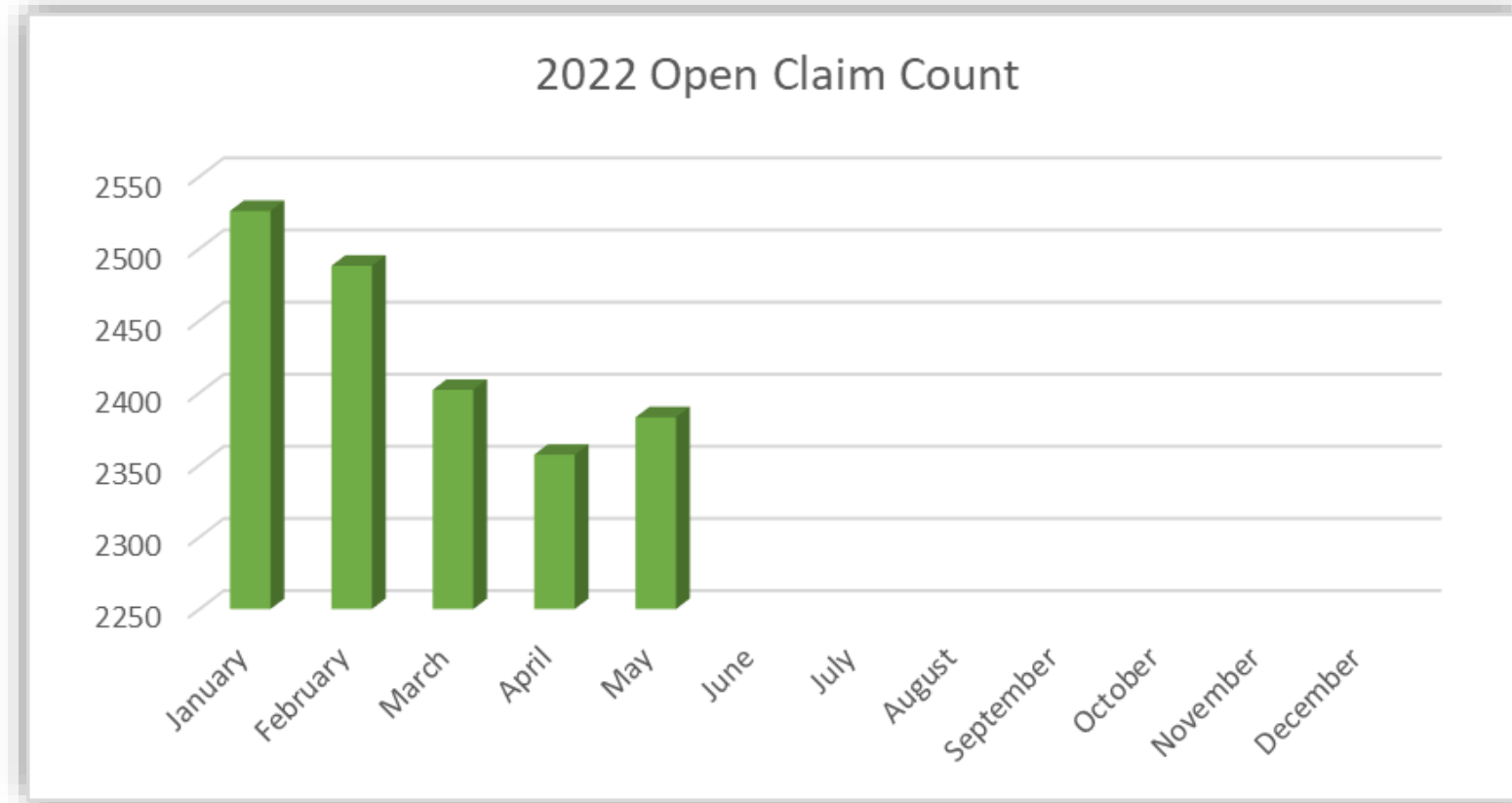
May 2022 – Pending (Open) Claims





# GSMJIF Commissioner Claim Overview

## 2022 Historical Pending (Open) Claims



# GSMJIF Commissioner Claim Overview

## 2022 – Subrogation Gross Recovery

