



GSMJIF - COMM MEETING PAY SUMMARY REPORT
February 2022 Report

WC			
TWP	TPA		
Par Troy Hills	D&H	\$	222,734
Bloomfield	D&H	\$	-
Morristown	D&H	\$	14,768
Roxbury	D&H	\$	247
Neptune	D&H	\$	28,102
North Bergen	CRC	\$	142,034
Linden	Inservco	\$	66,824
All Other	QL	\$	1,170,846
Total WC		\$	1,645,556

PAL			
ALL TWP			
AL	NIP/QL	\$	42,905
APD	NIP/QL	\$	338,391
EPL	NIP/QL	\$	534,971
GL	NIP/QL	\$	1,055,291
POL	NIP/QL	\$	79,879
PROP	NIP/QL	\$	398,674
Total PAL		\$	2,450,111

WC		\$	1,645,556
PAL		\$	2,450,111
Grand Total post 2012		\$	4,095,667

PMA PRIOR 2012			
WC	PMA	\$	10,661
PAL	PMA	\$	-
APD PROP	PMA	\$	-
Total Prior 2012		\$	10,661

Grand Total January 2022

Post 2012 CLAIMS	4,095,667
Prior 2012 CLAIMS	10,661

TOTAL PAID **4,106,328**

GSMJIF Commissioner Claim Overview

February 2022 Data Tables

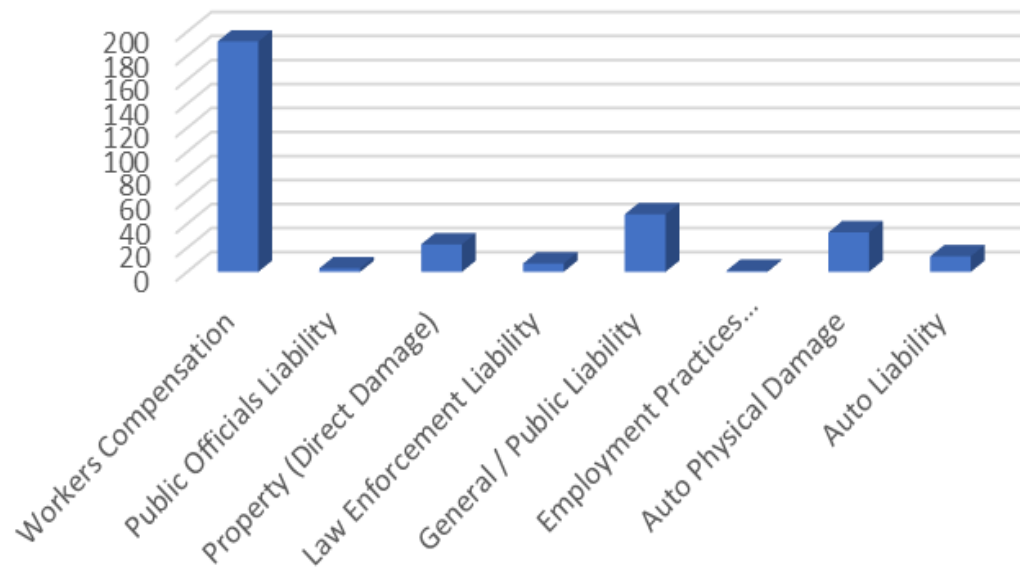
Line of Coverage	New Claim Count	New Claim Incurred Amount	Hist. New Claim Count 2022	Hist. New incurred Amount	Monthly Closed Claim Count	Monthly Closed Incurred Amount	Hist. Closed 2022	Hist. Closed YTD Incurred Amount	ALL Pending (Open) Claims
Workers Compensation	192	\$ 293,879	563	\$ 1,268,026	260	\$ 2,070,643	480	\$ 3,236,614	1631
Public Officials Liability	3	\$ 4,500	4	\$ 15,500	3	\$ 24	6	\$ 326,694	33
Property (Direct Damage)	23	\$ 406,698	33	\$ 521,648	10	\$ 56,296	16	\$ 72,543	156
Law Enforcement Liability	7	\$ 111,500	14	\$ 173,000	8	\$ 259,206	9	\$ 264,402	71
General / Public Liability	48	\$ 113,372	79	\$ 196,523	60	\$ 525,675	98	\$ 698,752	301
Employment Practices Liability	1	\$ 35,000	4	\$ 145,500	1	\$ -	1	\$ -	71
Auto Physical Damage	33	\$ 28,900	90	\$ 85,773	43	\$ 168,951	82	\$ 219,655	145
Auto Liability	13	\$ 38,250	36	\$ 89,622	13	\$ 12,978	29	\$ 23,477	80
Total:	320	\$ 1,032,099	823	\$ 2,495,593	398	\$ 3,093,772	721	\$ 4,842,137	2488

GSMJIF Monthly Subrogation Gross Recovery 2022				
Month	WC	APD/Prop	LIAB	Total
January	\$ -	\$ 13,057		\$ 13,057
February	\$ 91,423	\$ 28,850		\$ 120,273
March				\$ -
April				\$ -
May				\$ -
June				\$ -
July				\$ -
August				\$ -
September				\$ -
October				\$ -
November				\$ -
December				\$ -
Year to Date:	\$ 91,423	\$ 41,907	\$ -	\$ 133,330

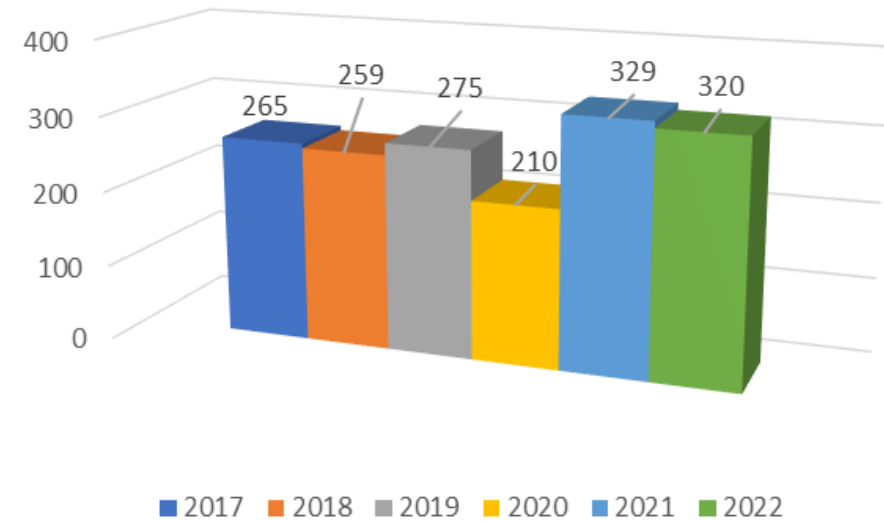
GSMJIF Commissioner Claim Overview

February 2022 – New Claim Frequency

New Claim Count Feb. 2022



Feb
New Claims by Year



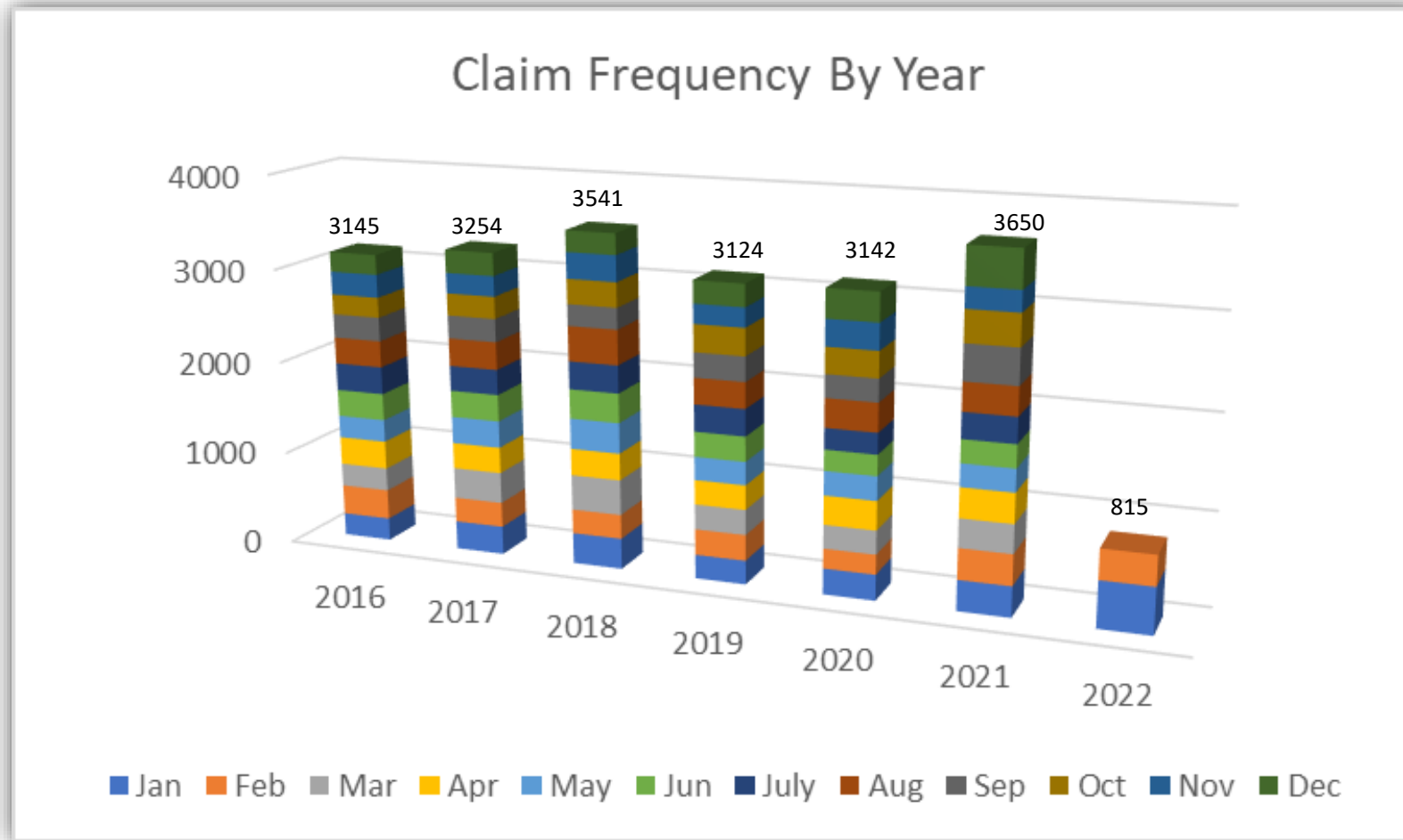
GSMJIF Commissioner Claim Overview

February 2022 – New Claim Severity



GSMJIF Commissioner Claim Overview

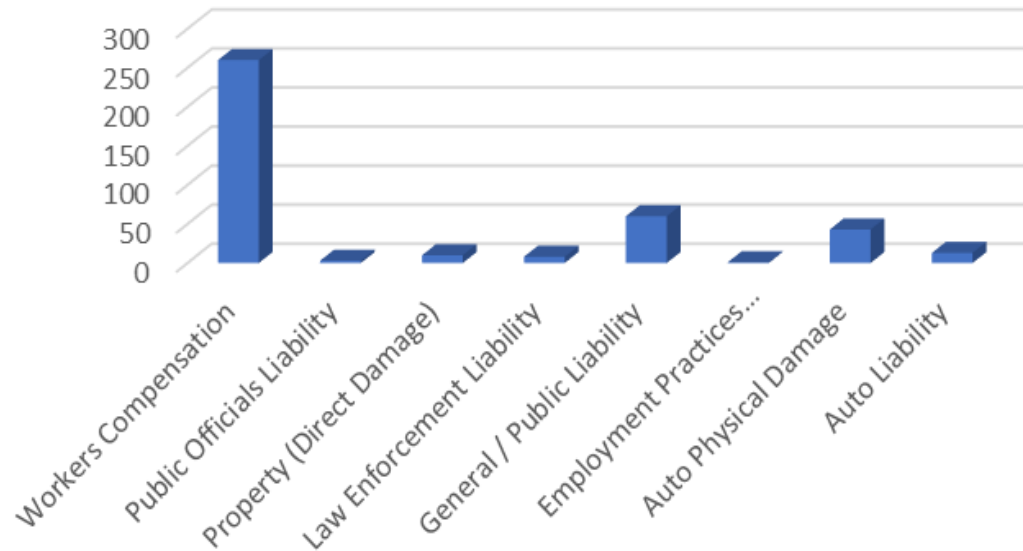
Historical Frequency



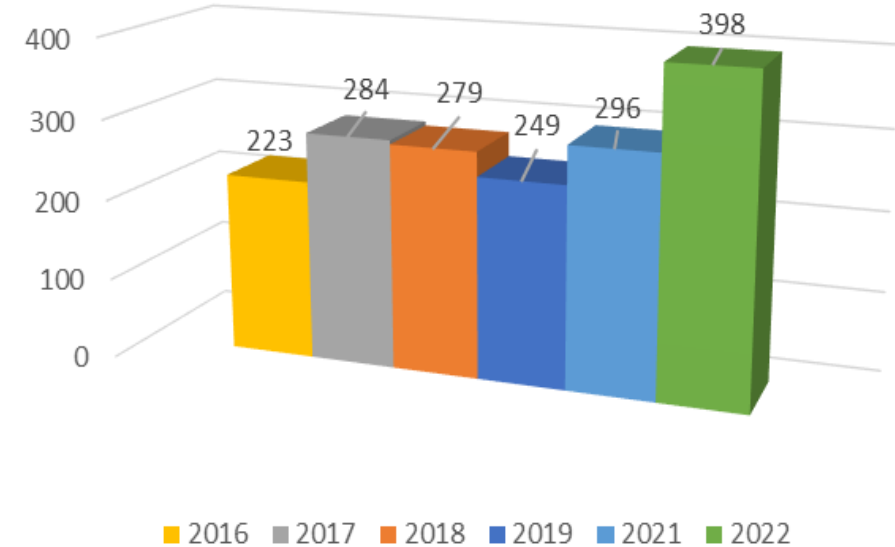
GSMJIF Commissioner Claim Overview

February 2022 – Closed Claim Frequency

Closed Claim Count Feb 2022



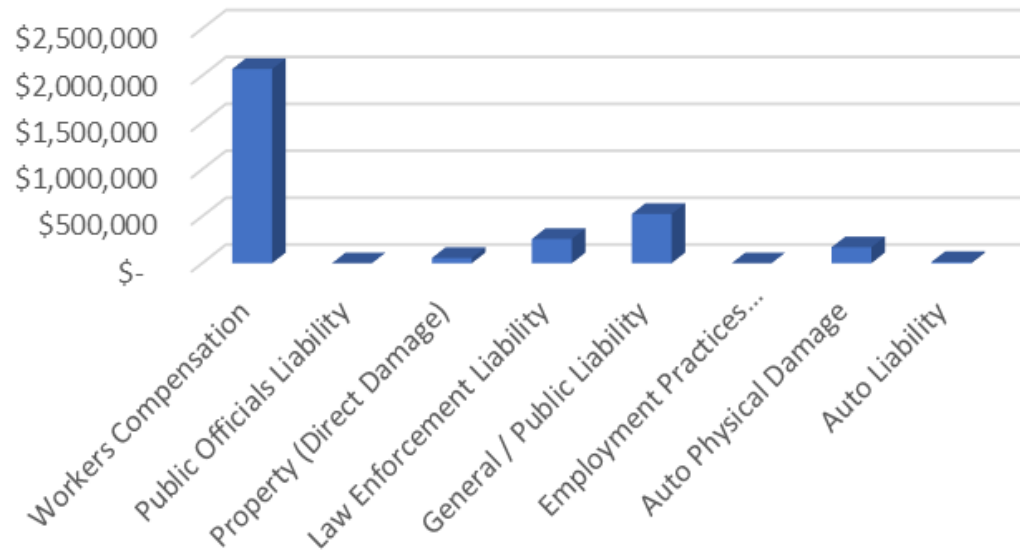
Feb. Closed Claims by Year



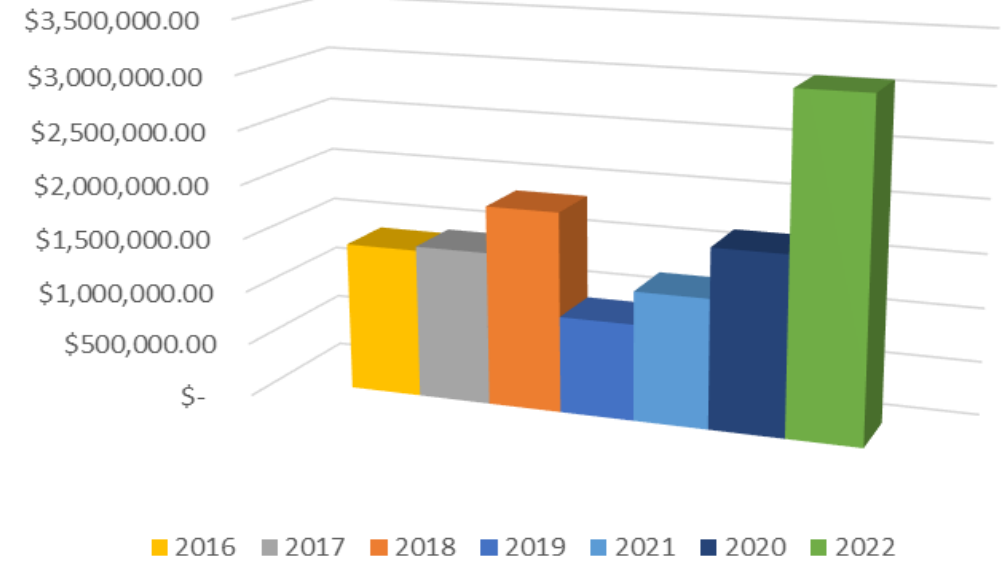
GSMJIF Commissioner Claim Overview

February 2022 – Closed Claim Severity

Closed Incurred Amount Feb 2022

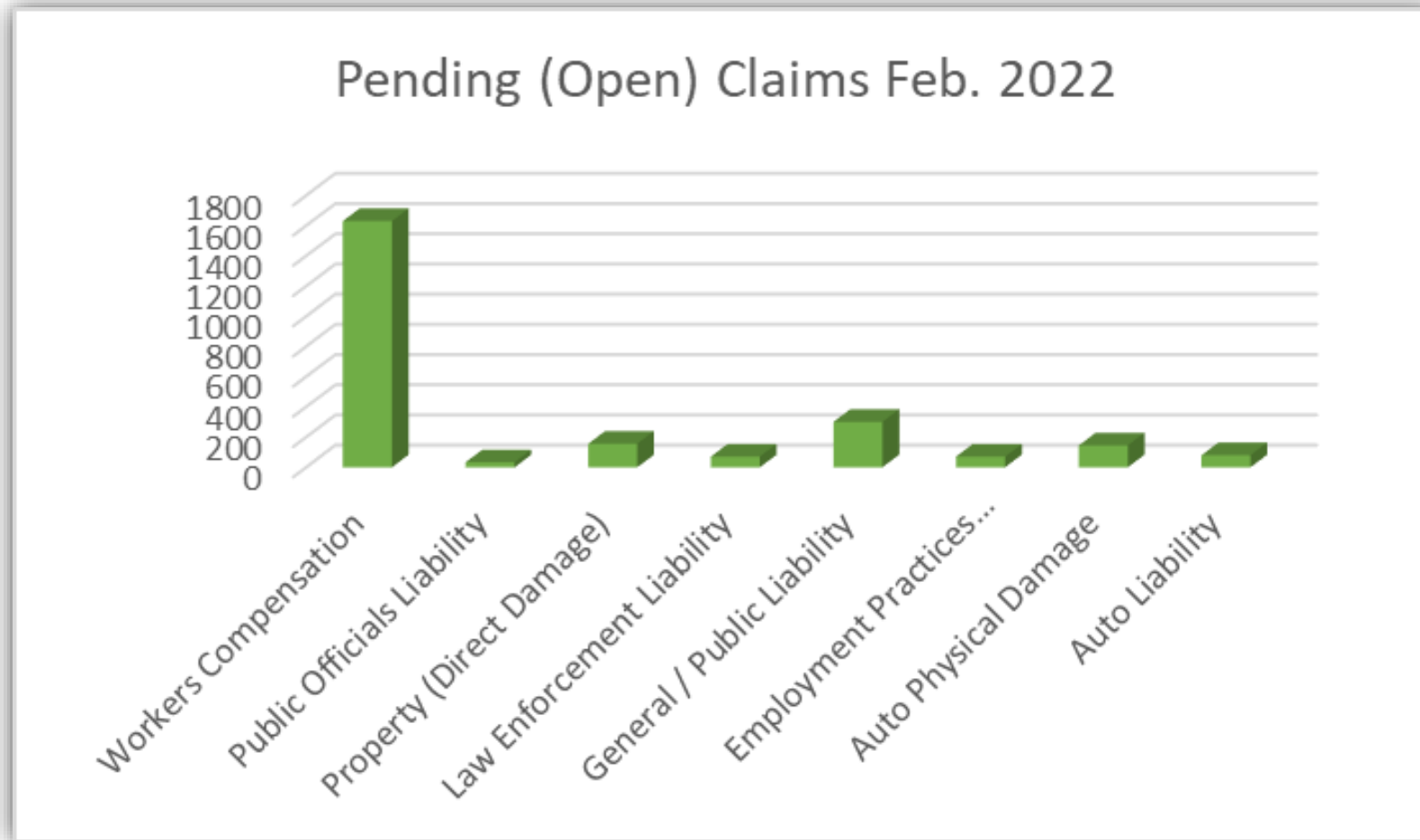


Feb. Closed Incurred Amounts by Year



GSMJIF Commissioner Claim Overview

Feb 2022 – Pending (Open) Claims



GSMJIF Commissioner Claim Overview

2022 Historical Pending (Open) Claims



GSMJIF Commissioner Claim Overview

2022 – Subrogation Gross Recovery

