



**GSMJIF - COMM MEETING PAY SUMMARY REPORT**  
**April 2022 Report**

<b>WC</b>			
<b>TWP</b>			
Par Troy Hills	D&H	\$	87,294
Morristown	D&H	\$	9,177
Roxbury	D&H	\$	66,459
Holmdel	D&H	\$	14,656
Neptune	D&H	\$	11,472
North Bergen	CRC	\$	78,413
Linden	Inservco	\$	44,785
All Other	QL	\$	1,003,043
<b>Total WC</b>		<b>\$</b>	<b>1,315,299</b>
<b>PAL</b>			
<b>ALL TWP</b>			
AL	NIP/QL	\$	171,989
APD	NIP/QL	\$	170,504
EPL	NIP/QL	\$	797,999
GL	NIP/QL	\$	1,088,051
POL	NIP/QL	\$	107,394
PROP	NIP/QL	\$	4,980,196
<b>Total PAL</b>		<b>\$</b>	<b>7,316,133</b>
WC		\$	1,315,299
PAL		\$	7,316,133
<b>Grand Total post 2012</b>		<b>\$</b>	<b>8,631,432</b>
<b>PMA PRIOR 2012</b>			
WC	PMA	\$	19,024
PAL	PMA	\$	108
APD PROP	PMA	\$	-
<b>Total Prior 2012</b>		<b>\$</b>	<b>19,132</b>

<b>Grand Total April 2022</b>	
Post 2012 CLAIMS	8,631,432
Prior 2012 CLAIMS	19,132
<b>TOTAL PAID</b>	<b>8,650,564</b>

---

# GSMJIF Commissioner Claim Overview

## April 2022 Data Tables

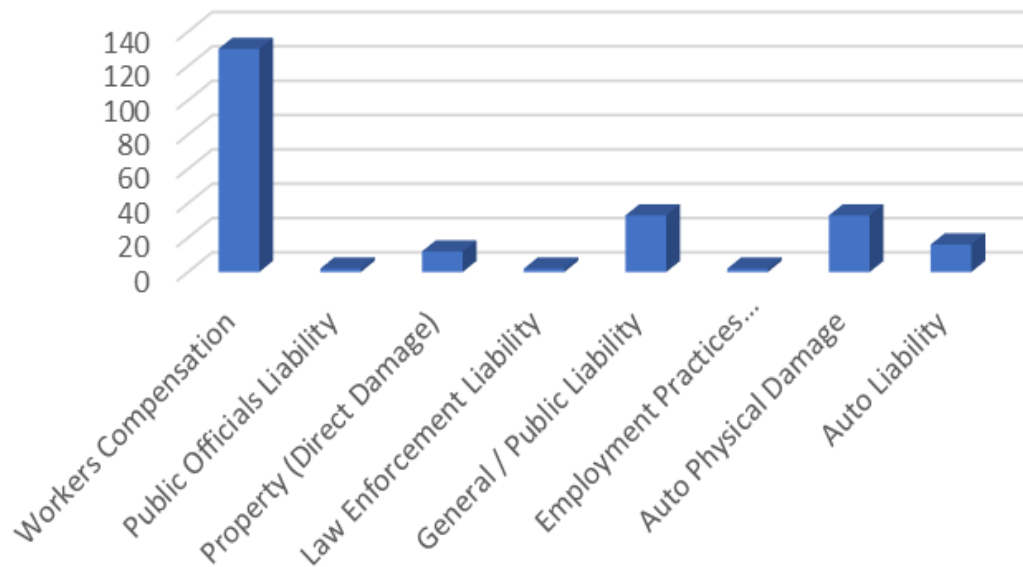
Line of Coverage	New Claim Count	New Claim Incurred Amount	Hist. New Claim Count 2022	Hist. New incurred Amount	Monthly Closed Claim Count	Monthly Closed Incurred Amount	Hist. Closed 2022	Hist. Closed YTD Incurred Amount	ALL Pending (Open) Claims
Workers Compensation	130	\$ 251,659	854	\$ 3,959,728	215	\$ 2,582,535	910	\$ 7,123,259	1514
Public Officials Liability	2	\$ 17,500	8	\$ 169,853	0	\$ -	7	\$ 340,399	36
Property (Direct Damage)	12	\$ 176,235	59	\$ 1,525,748	13	\$ 462,658	47	\$ 1,144,137	152
Law Enforcement Liability	2	\$ 67,500	22	\$ 486,026	5	\$ 1,608,913	15	\$ 1,876,917	74
General / Public Liability	33	\$ 56,196	158	\$ 555,409	43	\$ 1,075,335	206	\$ 2,186,149	285
Employment Practices Liability	2	\$ 130,000	13	\$ 680,000	5	\$ 113,630	8	\$ 823,803	73
Auto Physical Damage	33	\$ 53,580	157	\$ 156,596	35	\$ 277,393	164	\$ 737,957	134
Auto Liability	16	\$ 40,000	80	\$ 171,723	9	\$ 142,368	61	\$ 197,042	89
<b>Total:</b>	<b>230</b>	<b>\$ 792,670</b>	<b>1351</b>	<b>\$ 7,705,083</b>	<b>325</b>	<b>\$ 6,262,831</b>	<b>1418</b>	<b>\$ 14,429,662</b>	<b>2357</b>

GSMJIF Monthly Subrogation Gross Recovery 2022					
Month	WC	APD/Prop	LIAB	Total	
January	\$ -	\$ 13,057	\$ -	\$ 13,057	
February	\$ 91,423	\$ 28,850	\$ -	\$ 120,273	
March	\$ -	\$ 18,301	\$ -	\$ 18,301	
April	\$ -	\$ -	\$ -	\$ -	
May				\$ -	
June				\$ -	
July				\$ -	
August				\$ -	
September				\$ -	
October				\$ -	
November				\$ -	
December				\$ -	
Year to Date:	\$ 91,423	\$ 60,208	\$ -	\$ 151,631	

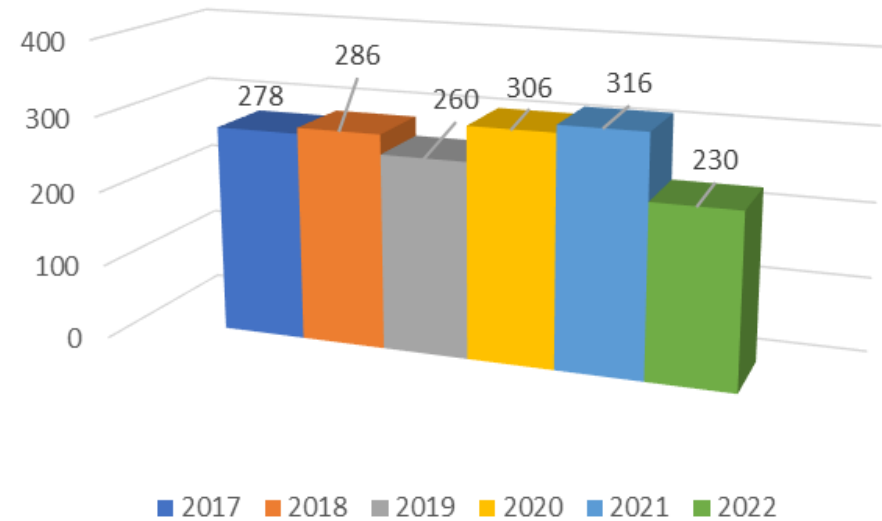
# GSMJIF Commissioner Claim Overview

April 2022 – New Claim Frequency

New Claim Count Apr. 2022

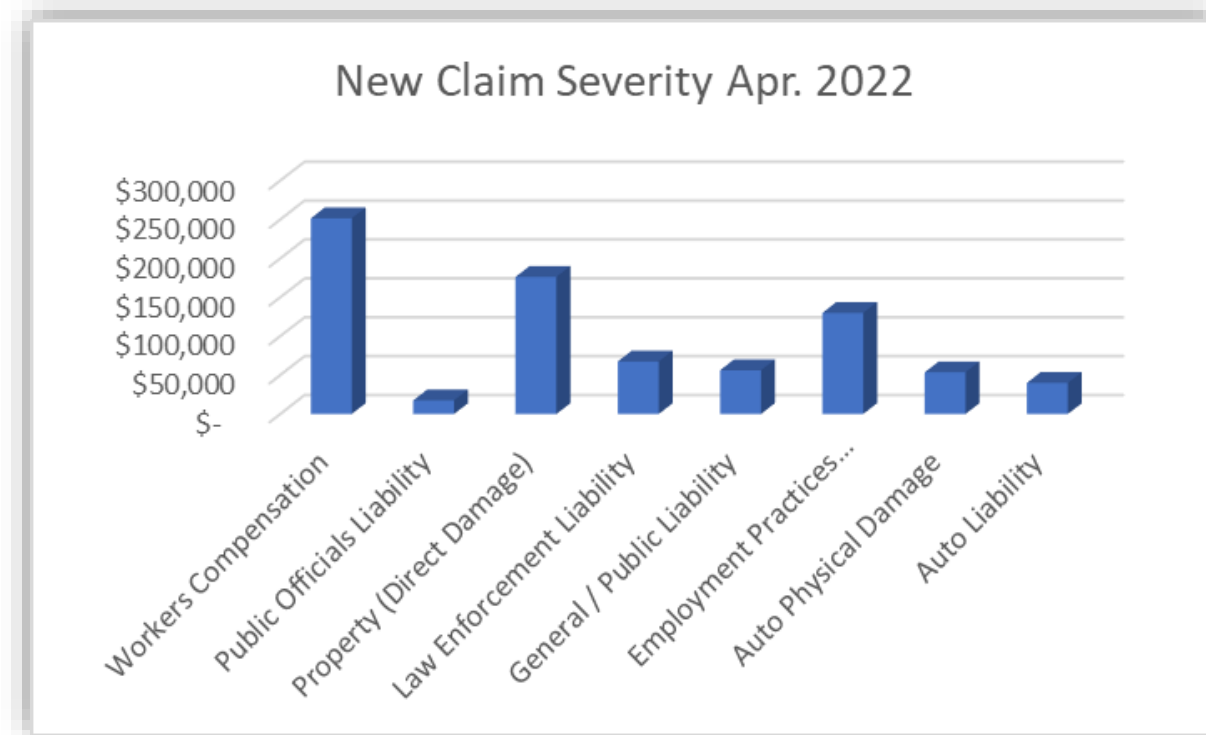


April  
New Claims by Year



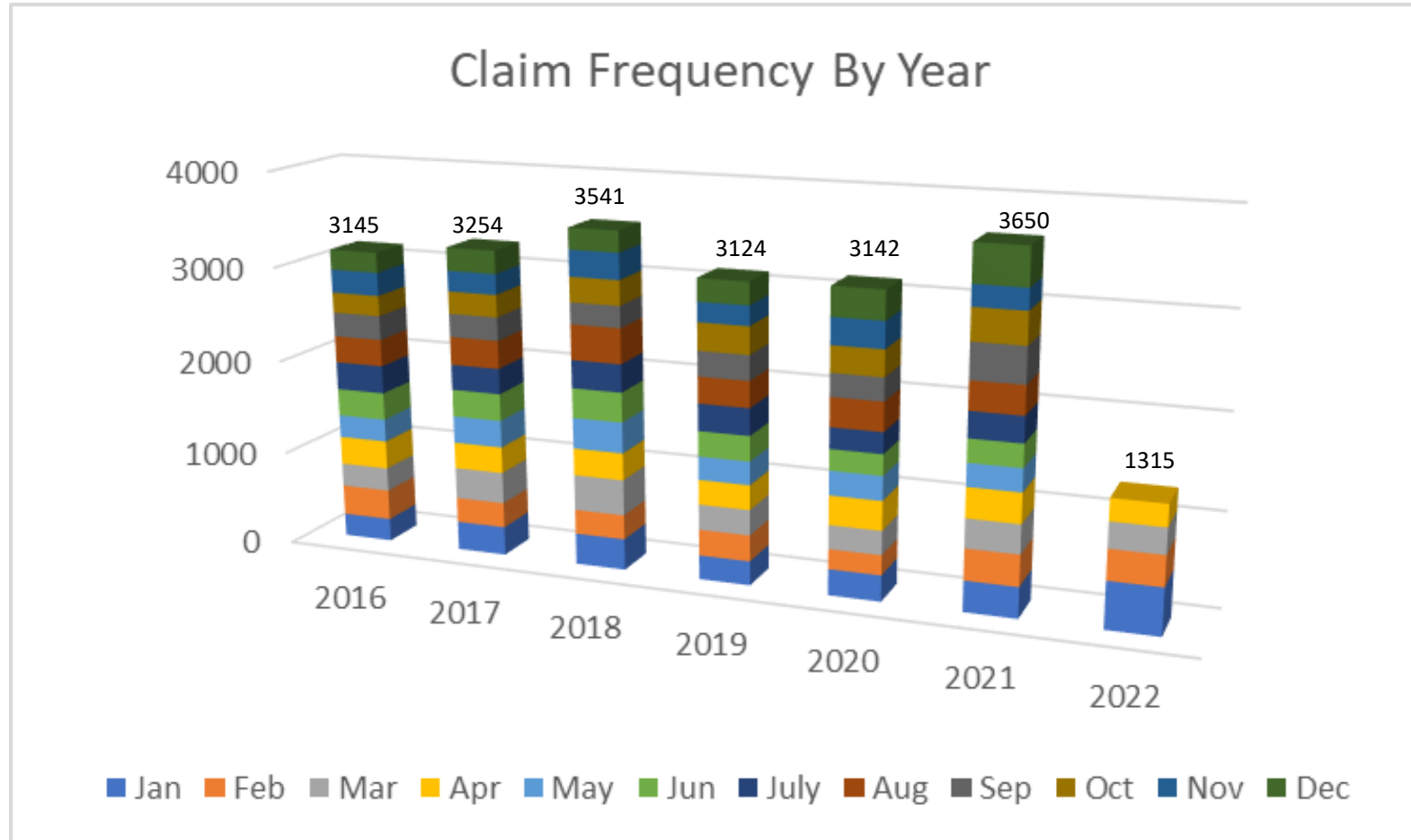
# GSMJIF Commissioner Claim Overview

April 2022 – New Claim Severity



# GSMJIF Commissioner Claim Overview

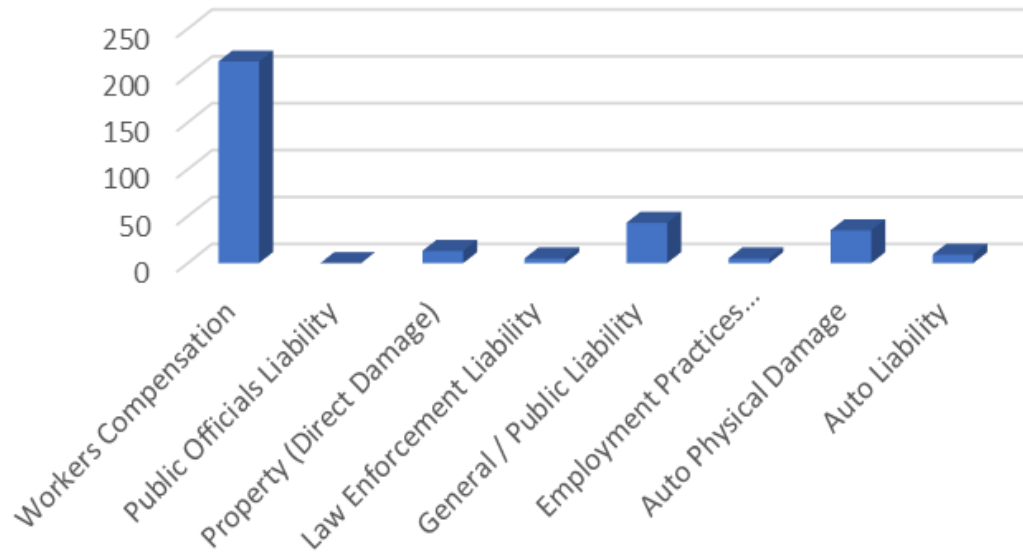
## Historical Frequency



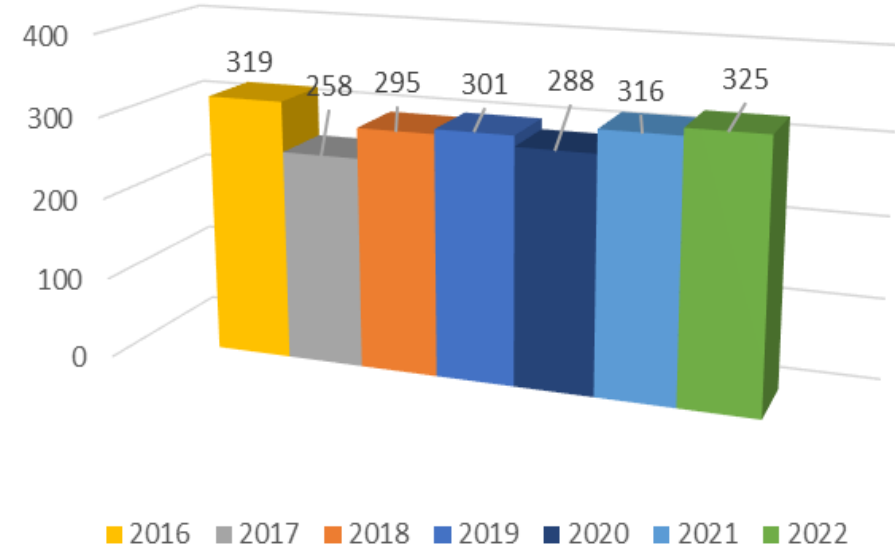
# GSMJIF Commissioner Claim Overview

April 2022 – Closed Claim Frequency

Closed Claim Count Apr. 2022



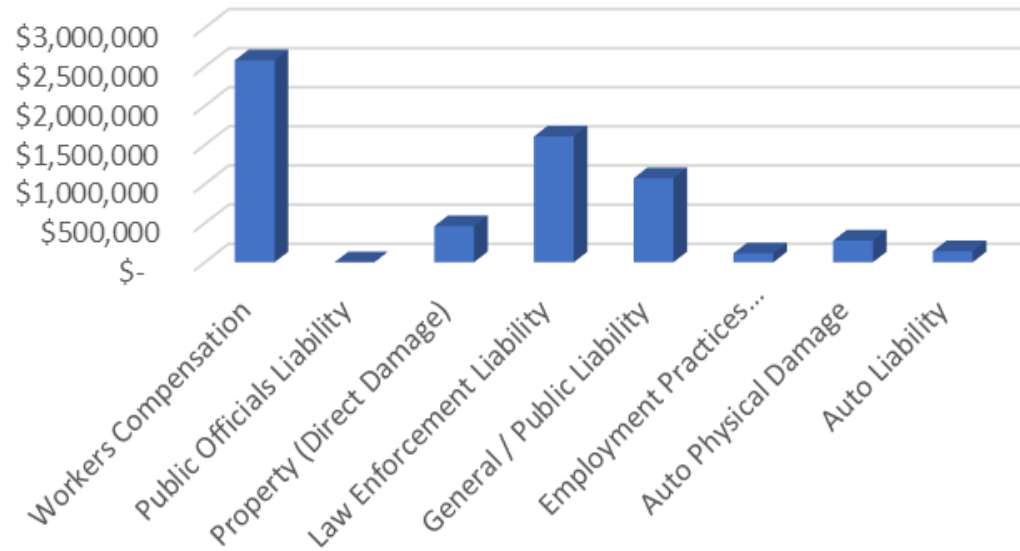
Apr. Closed Claims by Year



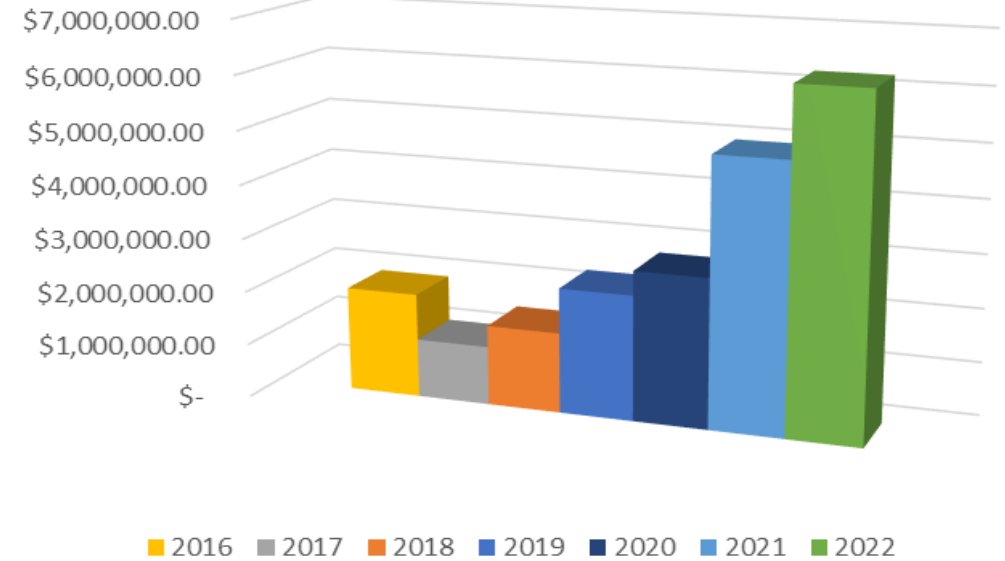
# GSMJIF Commissioner Claim Overview

April 2022 – Closed Claim Severity

Closed Incurred Amount Apr. 2022



Apr. Closed Incurred Amounts by Year



# GSMJIF Commissioner Claim Overview

April 2022 – Pending (Open) Claims





# GSMJIF Commissioner Claim Overview

## 2022 Historical Pending (Open) Claims



# GSMJIF Commissioner Claim Overview

## 2022 – Subrogation Gross Recovery

